

# *Suburb Report*

Know your neighbourhood.



# Property Prices

## Median House Price\*

Median

**\$700k**

Quarterly Price Change

**-0.70% ↓**

## Median Unit Price\*

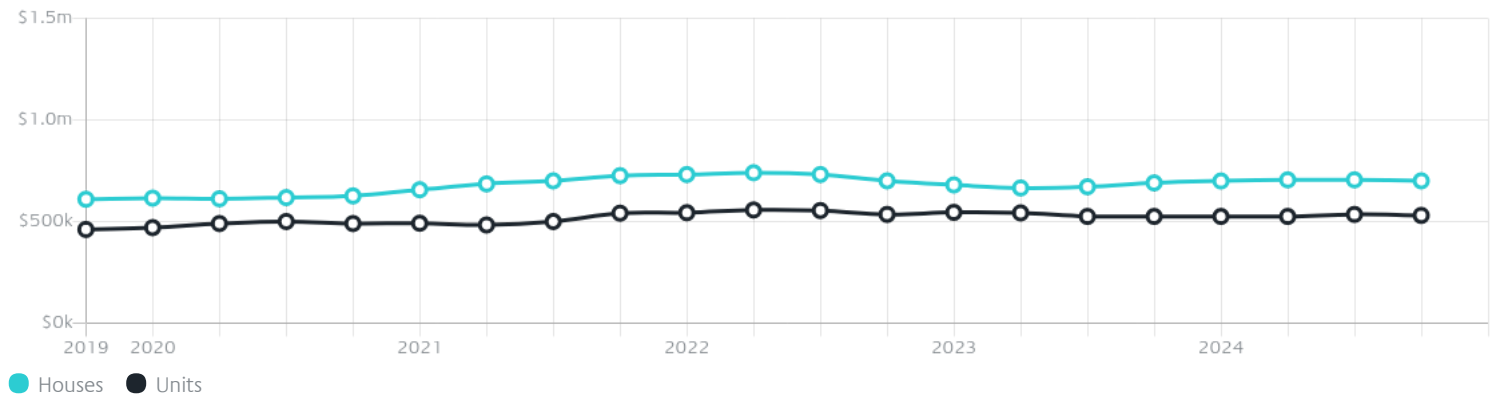
Median

**\$530k**

Quarterly Price Change

**-0.93% ↓**

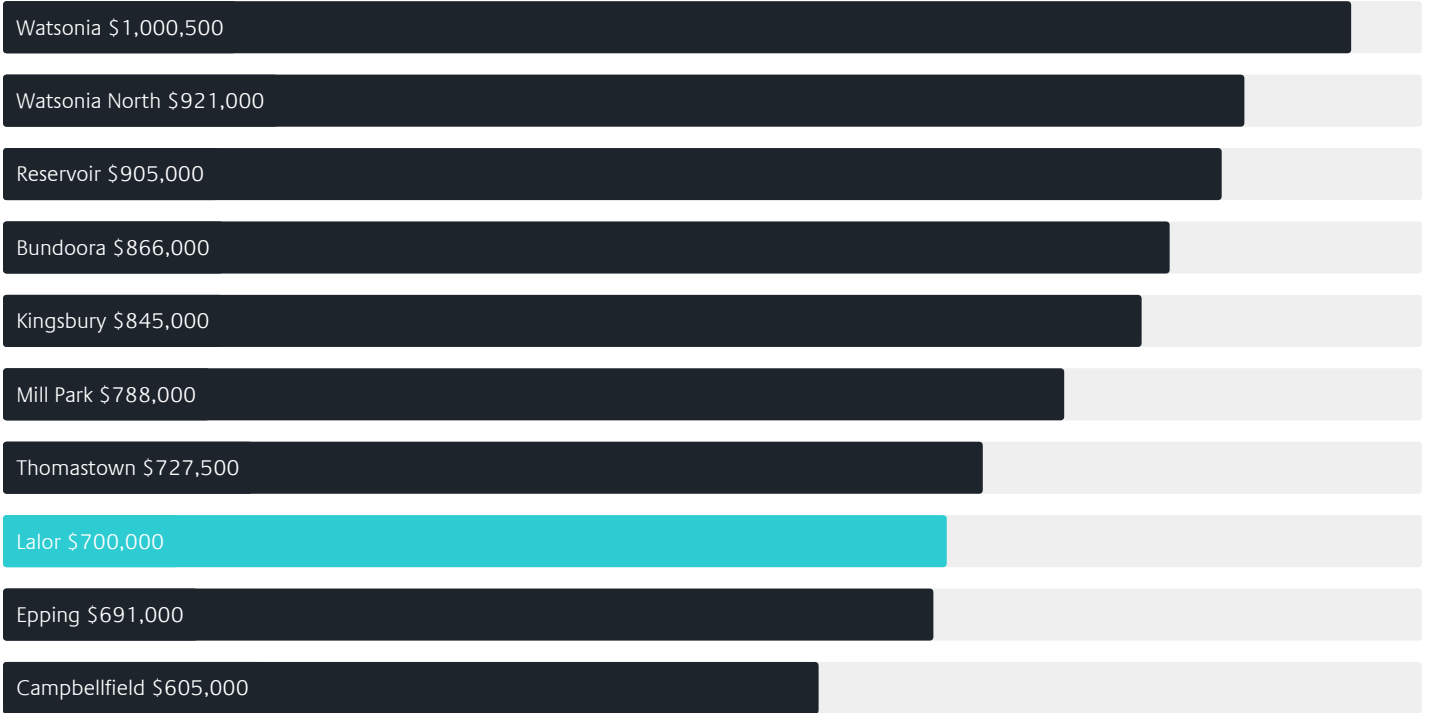
## Quarterly Price Change\*



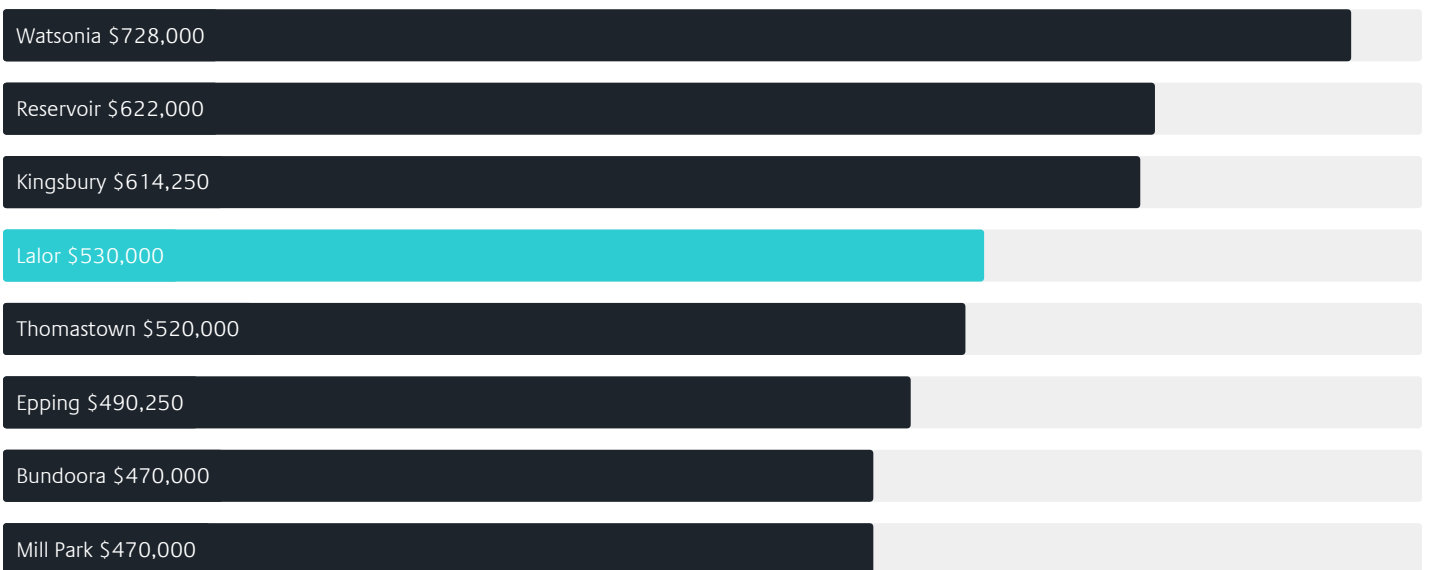
# Surrounding Suburbs

---

## Median House Sale Price\*



## Median Unit Sale Price\*



# Sales Snapshot

## Sale Method<sup>\*</sup>



● Auction 75%  
● Private 25%

## Auction Clearance Rate<sup>\*</sup>

89.29%

## Median Days on Market<sup>^</sup>

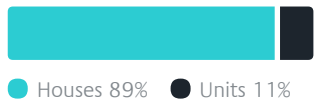
29 days

## Average Hold Period<sup>\*</sup>

6.4 years

# Insights

## Dwelling Type<sup>^</sup>



## Ownership<sup>^</sup>



## Population<sup>^</sup>

23,219

## Median Asking Rent per week<sup>\*</sup>

\$518

## Population Growth<sup>^</sup>

2.77%

## Rental Yield<sup>\*</sup>

3.7%

## Median Age<sup>^</sup>













37 years

## Median Household Size<sup>^</sup>













2.8 people

# Sold Properties~













Discover a snapshot of the most recent results for this suburb, to view the full 12 months of sales history, please go to [jellisraig.com.au/suburbinsights](https://jellisraig.com.au/suburbinsights)

Address	Bedrooms	Type	Price	Sold
 1/25 Tramoo St Lalor	3	Unit	\$587,500	29 Mar 2025
 26 Carney St Lalor	2	House	\$542,000	29 Mar 2025
 10 Hertford Pl Lalor	3	House	\$710,000	29 Mar 2025
 13 Kalara Cl Lalor	0	House	\$620,000	29 Mar 2025
 7 Menzies Pde Lalor	3	House	\$817,000	29 Mar 2025
 28 Wellington Cr Lalor	3	House	\$701,000	29 Mar 2025
 2 Partridge St Lalor	3	House	\$715,000	22 Mar 2025
 1 Frank St Lalor	3	House	\$795,500	22 Mar 2025
 36 William St Lalor	3	House	\$736,000	22 Mar 2025
 3 Hamilton Ct Lalor	3	House	\$826,000	22 Mar 2025
 1/25 Burton St Lalor	3	Villa	\$557,500	21 Mar 2025
 11 Monash St Lalor	3	House	\$737,500	19 Mar 2025

# Sold Properties~

Address	Bedrooms	Type	Price	Sold
 13 Ruthven Cr Lalor	4	House	\$791,000	15 Mar 2025
 14 Beaumont Cr LALOR	3	House	\$670,000	15 Mar 2025
 35 Huskisson Av Lalor	3	House	\$551,500	15 Mar 2025
 205 Darebin Dr Lalor	3	House	\$670,000	15 Mar 2025
 11 Ryder St Lalor	3	House	\$675,000	15 Mar 2025
 36 Nancye Dr Lalor	4	House	\$780,000	15 Mar 2025
 26 Kingsford St Lalor	3	House	\$801,000	15 Mar 2025
 14 Deakin Av Lalor	3	House	\$802,000	15 Mar 2025
 52a Queen St Lalor	4	Townhouse	\$831,500	15 Mar 2025
 78 Casey Dr Lalor	4	House	\$801,000	13 Mar 2025
 72 Suncroft Dr Lalor	4	House	\$1,080,000	12 Mar 2025
 30 Newton Cr Lalor	3	House	\$680,000	11 Mar 2025

# Sold Properties~

Address	Bedrooms	Type	Price	Sold
 17 Prilep Hts Lalor	4	House	\$805,000	01 Mar 2025
 30 Edmondson St Lalor	3	House	\$690,000	01 Mar 2025
 183 Kingsway Dr Lalor	3	House	\$720,000	01 Mar 2025
 12 Maguire St Lalor	4	House	\$990,000	01 Mar 2025
 51 Rosedale Dr Lalor	3	House	\$720,000	01 Mar 2025
 23 Delmare St Lalor	3	House	\$780,000	01 Mar 2025
 23 Kay Av Lalor	3	House	\$780,000	01 Mar 2025
 65 Vasey Av Lalor	3	House	\$815,500	01 Mar 2025
 34 Anderson St Lalor	3	House	\$735,000	01 Mar 2025
 24 Lascelles Dr Lalor	4	House	\$691,000	01 Mar 2025
 47d French St Lalor	2	Unit	\$440,000	27 Feb 2025
 1/3 Maxwell St Lalor	4	Unit	\$525,000	24 Feb 2025



Northcote Office  
427-431 High Street, Northcote  
03 9403 9300

[jelliscraig.com.au](http://jelliscraig.com.au)

Data is current as of PDF generation date 01/04/2025

\* Updated Quarterly for the past 12 months

^ Updated daily for the past quarter

~ Updated daily: 33 recent results.

This publication contains data, analytics, statistics and other information supplied by PROPERTYDATAONLINE PTY LTD (PropertyData). The data provided in this publication is of a general nature and should not be construed as specific advice or relied upon in lieu of appropriate professional advice.

PropertyData relies upon data supplied by third parties and while the data is checked and reviewed, PropertyData does not warrant the accuracy or completeness of the information to the full extent permitted by the law and excludes all loss or damage howsoever arising (including through negligence) in connection with the data supplied by PropertyData. The State of Victoria owns the copyright in the Property Sales Data and reproduction of that data in any way without the consent of the State of Victoria will constitute a breach of the Copyright Act 1968 (cth). The State of Victoria does not warrant the accuracy or completeness of the Property Sales Data and any person using or relying upon such information does so on the basis that the State of Victoria accepts no responsibility or liability whatsoever for any errors, faults, defects or omissions in the information supplied.