

# *Suburb* **INSIGHTS**

3075  
LALOR



Data that shapes your suburb.

**Jellis  
Craig**

# Property Prices

## Median House Price\*

Median

**\$705k**

Quarterly Price Change

**0.00% ↓**

## Median Unit Price\*

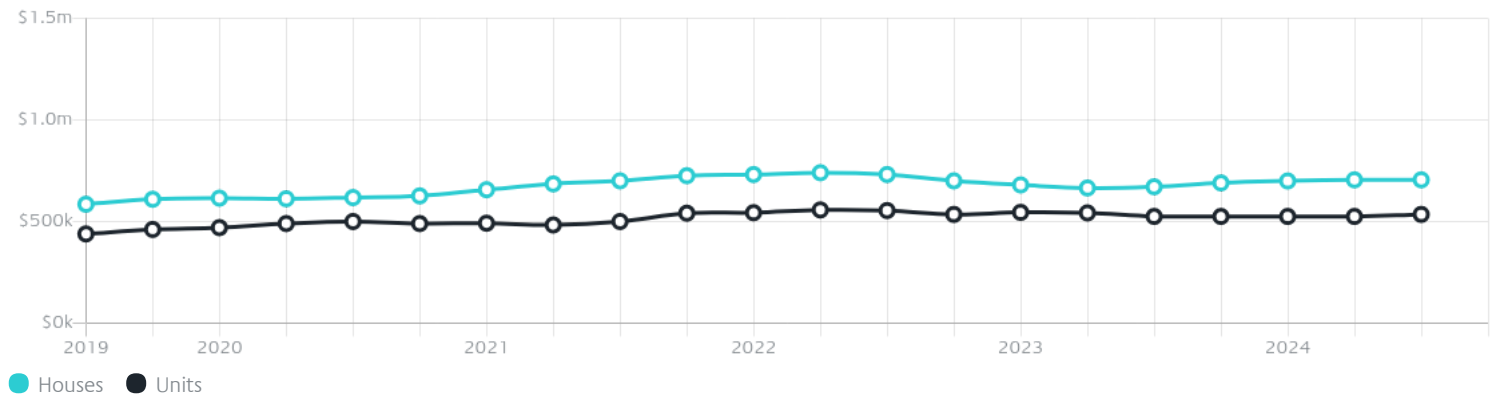
Median

**\$535k**

Quarterly Price Change

**1.90% ↑**

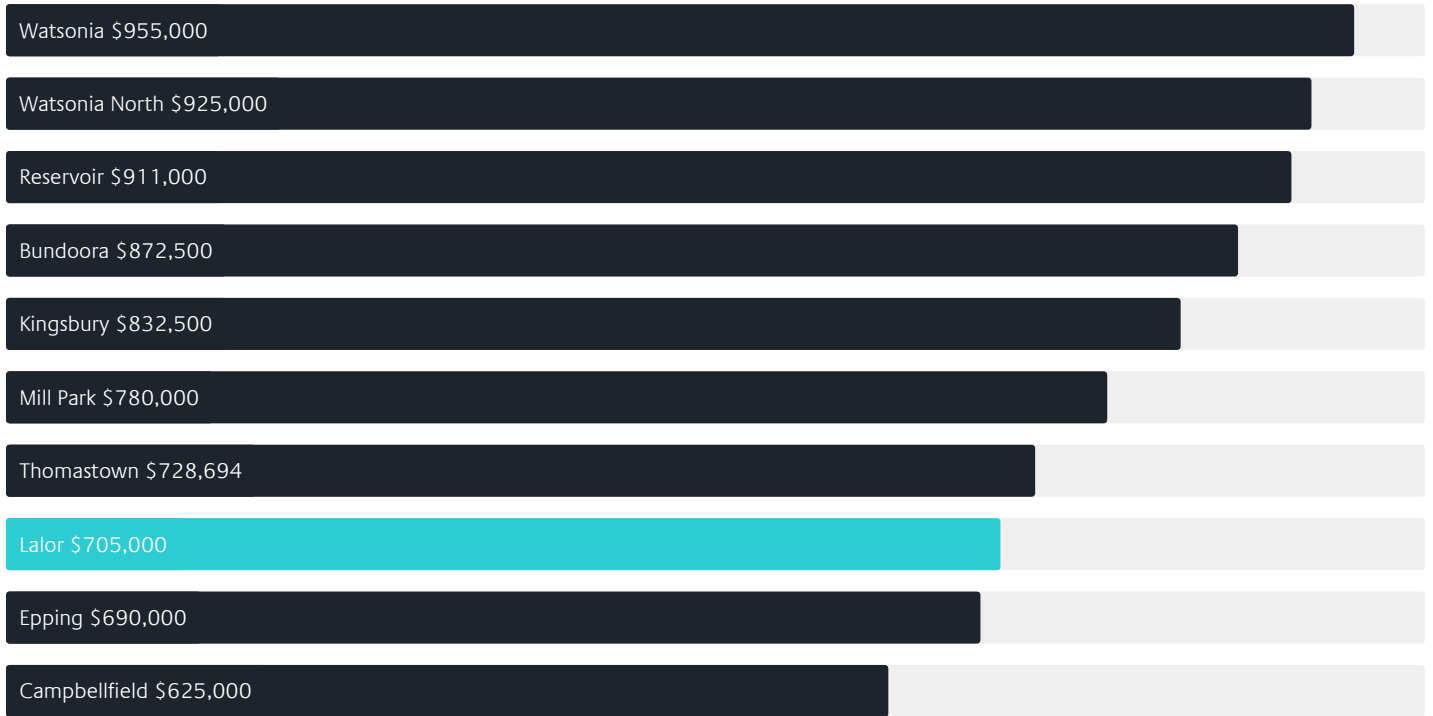
## Quarterly Price Change\*



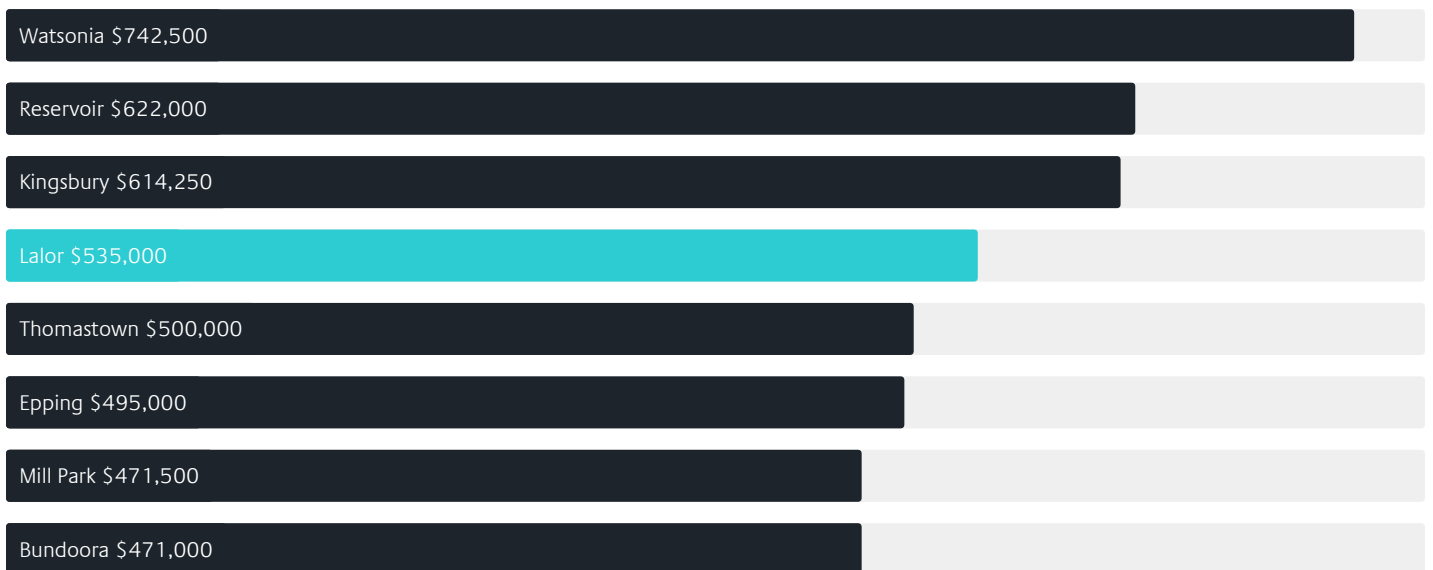
# Surrounding Suburbs

---

## Median House Sale Price\*



## Median Unit Sale Price\*



# Sales Snapshot

## Sale Method<sup>\*</sup>



● Auction 83%  
● Private 17%

## Auction Clearance Rate<sup>\*</sup>

76.19%

## Median Days on Market<sup>^</sup>

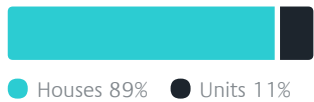
29 days

## Average Hold Period<sup>\*</sup>

6.4 years

# Insights

## Dwelling Type<sup>^</sup>



● Houses 89% ● Units 11%

## Ownership<sup>^</sup>



● Owned Outright 43% ● Mortgaged 34% ● Rented 23%

## Population<sup>^</sup>

23,219

## Median Asking Rent per week<sup>\*</sup>

\$500

## Population Growth<sup>^</sup>

2.77%

## Rental Yield<sup>\*</sup>

3.7%

## Median Age<sup>^</sup>













37 years

## Median Household Size<sup>^</sup>













2.8 people

# Sold Properties~













Discover a snapshot of the most recent results for this suburb, to view the full 12 months of sales history, please go to [jellisraig.com.au/suburbinsights](https://jellisraig.com.au/suburbinsights)

Address	Bedrooms	Type	Price	Sold
 3 Camelia Cl Lalor	3	House	\$615,000	30 Nov 2024
 1/23 Cherry Ct Lalor	2	Unit	\$525,000	27 Nov 2024
 12/421 High St Lalor	2	Unit	\$352,500	23 Nov 2024
 36 Menzies Pde Lalor	3	House	\$785,000	23 Nov 2024
 9 Bataan Ct Lalor	3	House	\$720,000	23 Nov 2024
 3 Gambier Ct Lalor	3	House	\$767,500	23 Nov 2024
 1 Begonia Ct Lalor	4	House	\$675,500	16 Nov 2024
 43 Edmondson St Lalor	3	House	\$746,000	16 Nov 2024
 7 Nancye Dr Lalor	3	House	\$793,000	16 Nov 2024
 19 Mossman Cr Lalor	2	House	\$568,000	16 Nov 2024
 51 Duncan Rd Lalor	4	House	\$751,500	16 Nov 2024
 1/25 Dickens St Lalor	2	Unit	\$566,000	16 Nov 2024

# Sold Properties~

Address	Bedrooms	Type	Price	Sold
 4/10 Mackey St Lalor	2	Unit	\$256,000	16 Nov 2024
 19 Beaumont Cr Lalor	3	House	\$640,000	15 Nov 2024
 61 Mckimmies Rd Lalor	3	House	\$610,000	13 Nov 2024
 164 Casey Dr Lalor	4	House	\$670,000	12 Nov 2024
 2/10 Hamilton Ct Lalor	3	Unit	\$590,000	12 Nov 2024
 64 Rosemary Dr Lalor	3	House	\$631,000	12 Nov 2024
 19 St Naum Tce Lalor	4	House	\$833,000	11 Nov 2024
 18 Mosaic Dr Lalor	4	House	\$806,000	10 Nov 2024
 21 Edmondson St Lalor	3	House	\$702,000	09 Nov 2024
 2 Donald St Lalor	4	House	\$821,000	09 Nov 2024
 165 Mount View Rd Lalor	3	House	\$608,500	09 Nov 2024
 22 Columbia Rd Lalor	4	House	\$665,000	08 Nov 2024

# Sold Properties~

Address	Bedrooms	Type	Price	Sold
 5 Page Ct Lalor	3	House	\$700,000	07 Nov 2024
 1/7 Burton St Lalor	4	House	\$690,000	05 Nov 2024
 2/77 Rotino Cr Lalor	2	Unit	\$425,000	04 Nov 2024
 20 Raymond St Lalor	3	House	\$730,000	02 Nov 2024
 13 Brentwood Av Lalor	3	House	\$606,000	02 Nov 2024
 4/38 Benaroon Dr Lalor	4	House	\$595,000	01 Nov 2024
 181 Dalton Rd Lalor	3	House	\$540,000	30 Oct 2024
 5/55 David St Lalor	2	Unit	\$465,000	29 Oct 2024
 2/21 Prince Andrew Av Lalor	2	Unit	\$430,000	26 Oct 2024
 2 Ethel Av Lalor	3	House	\$690,000	26 Oct 2024
 159 Darebin Dr Lalor	3	House	\$600,000	26 Oct 2024
 18 Kanimbla Dr Lalor	4	House	\$815,000	25 Oct 2024



Northcote Office  
427-431 High Street, Northcote  
03 9403 9300

[jelliscraig.com.au](http://jelliscraig.com.au)

Data is current as of PDF generation date 01/12/2024

\* Updated Quarterly for the past 12 months

^ Updated daily for the past quarter

~ Updated daily: 33 recent results.

This publication contains data, analytics, statistics and other information supplied by PROPERTYDATAONLINE PTY LTD (PropertyData). The data provided in this publication is of a general nature and should not be construed as specific advice or relied upon in lieu of appropriate professional advice.

PropertyData relies upon data supplied by third parties and while the data is checked and reviewed, PropertyData does not warrant the accuracy or completeness of the information to the full extent permitted by the law and excludes all loss or damage howsoever arising (including through negligence) in connection with the data supplied by PropertyData. The State of Victoria owns the copyright in the Property Sales Data and reproduction of that data in any way without the consent of the State of Victoria will constitute a breach of the Copyright Act 1968 (cth). The State of Victoria does not warrant the accuracy or completeness of the Property Sales Data and any person using or relying upon such information does so on the basis that the State of Victoria accepts no responsibility or liability whatsoever for any errors, faults, defects or omissions in the information supplied.