

**Jellis  
Craig**



# *Suburb Report*

Know your neighbourhood.



# Property Prices

## Median House Price\*

Median

**\$705k**

Quarterly Price Change

**0.00% ↓**

## Median Unit Price\*


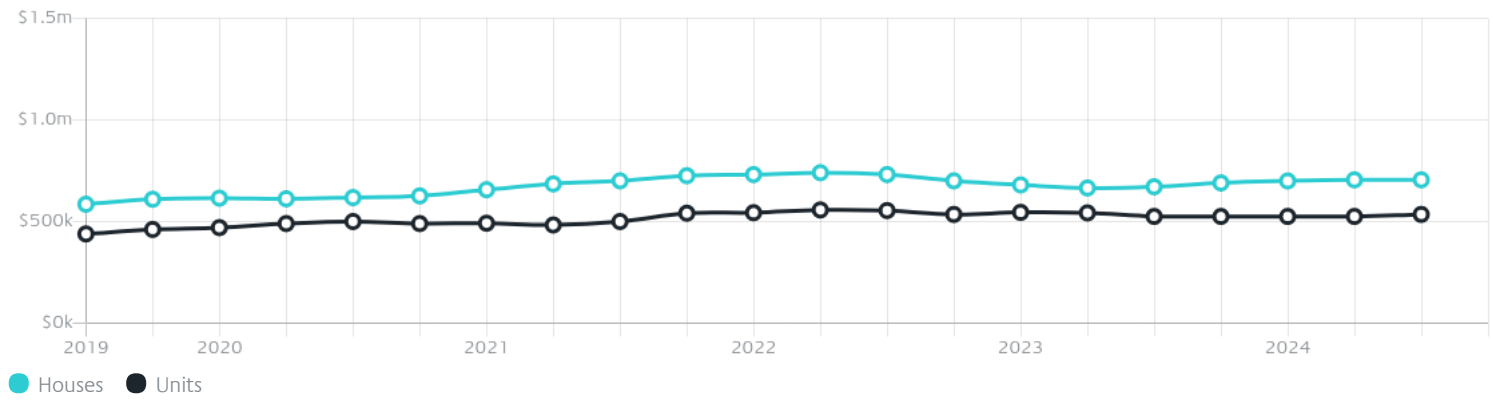
Median

**\$535k**

Quarterly Price Change

**1.90% ↑**

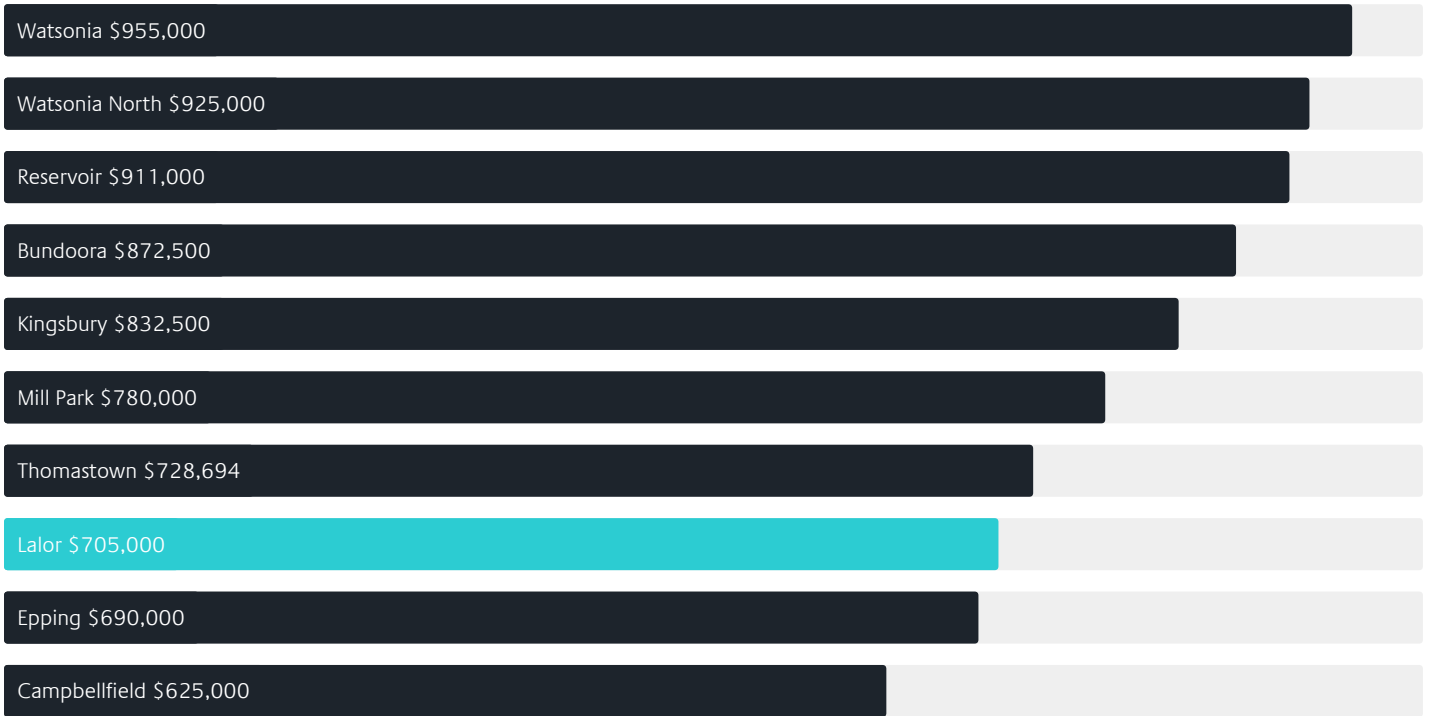
## Quarterly Price Change\*



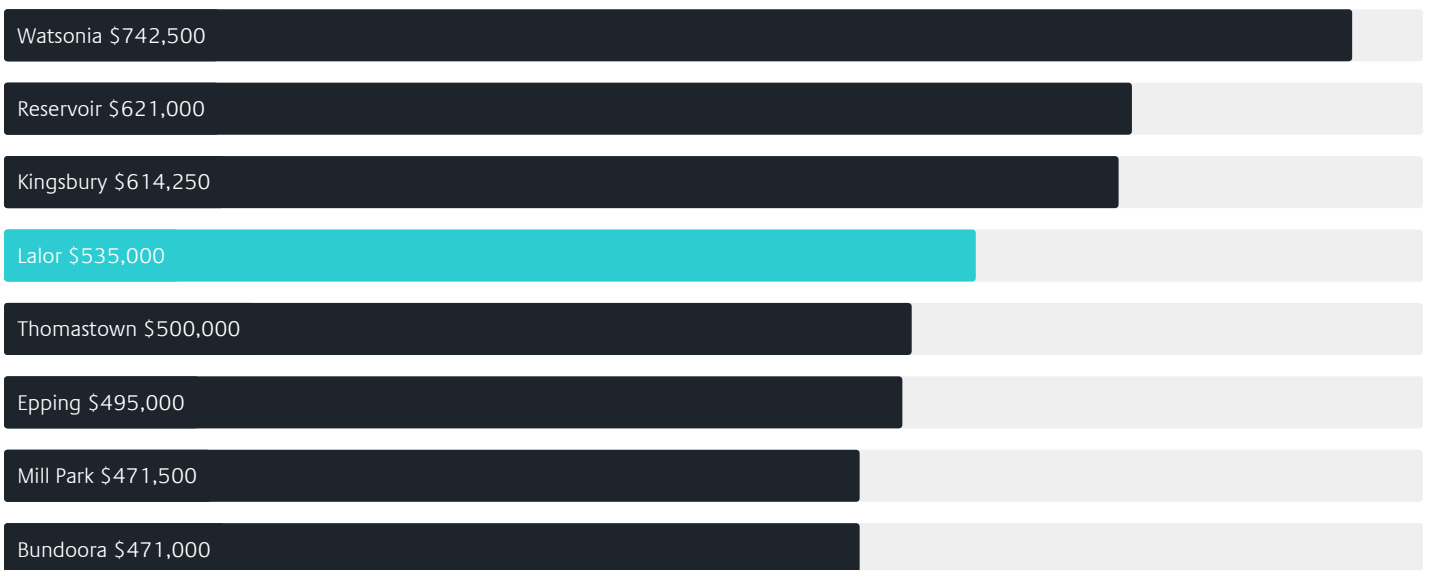
# Surrounding Suburbs

---

## Median House Sale Price\*



## Median Unit Sale Price\*



# Sales Snapshot

## Sale Method<sup>\*</sup>



● Auction 75%  
● Private 25%

## Auction Clearance Rate<sup>\*</sup>

76.92%

## Median Days on Market<sup>^</sup>

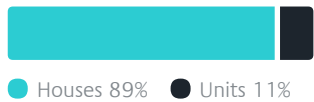
29 days

## Average Hold Period<sup>\*</sup>

6.4 years

# Insights

## Dwelling Type<sup>^</sup>



## Ownership<sup>^</sup>



## Population<sup>^</sup>

23,219

## Median Asking Rent per week<sup>\*</sup>

\$500

## Population Growth<sup>^</sup>

2.77%

## Rental Yield<sup>\*</sup>

3.7%

## Median Age<sup>^</sup>













37 years

## Median Household Size<sup>^</sup>













2.8 people

# Sold Properties~

Discover a snapshot of the most recent results for this suburb, to view the full 12 months of sales history, please go to [jellisraig.com.au/suburbinsights](https://jellisraig.com.au/suburbinsights)













Address	Bedrooms	Type	Price	Sold
 2a Vasey Av Lalor	3	Unit	\$556,000	23 Dec 2024
 108 Rosemary Dr Lalor	3	House	\$635,000	22 Dec 2024
 2/54 Beaumont Cr Lalor	2	Townhouse	\$587,000	21 Dec 2024
 110 Monash St Lalor	5	House	\$688,000	21 Dec 2024
 10 Tramoo St Lalor	3	House	\$725,000	21 Dec 2024
 128 Casey Dr Lalor	3	House	\$650,000	21 Dec 2024
 22/68-92 Mckimmies Rd Lalor	3	Unit	\$515,000	20 Dec 2024
 2/12 Tramoo St Lalor	1	Unit	\$315,000	18 Dec 2024
 1/21 Ethel Av Lalor	2	Unit	\$510,000	16 Dec 2024
 1/23 Lynne St LALOR	2	Townhouse	\$470,000	14 Dec 2024
 2/29 David St Lalor	3	Unit	\$653,000	12 Dec 2024
 18 Padstum Av Lalor	4	House	\$897,000	07 Dec 2024

# Sold Properties~

Address	Bedrooms	Type	Price	Sold
 128 Gillwell Rd Lalor	4	House	\$840,000	07 Dec 2024
 32 Clifton Gr Lalor	3	House	\$650,000	07 Dec 2024
 32 Casey Dr Lalor	3	House	\$685,000	07 Dec 2024
 2/7 Burton St Lalor	2	Townhouse	\$593,000	06 Dec 2024
 3/90 Messmate St Lalor	3	Townhouse	\$617,000	06 Dec 2024
 8 Russet Ct Lalor	3	House	\$705,000	04 Dec 2024
 7/68-92 Mckimmies Rd Lalor	2	House	\$420,000	03 Dec 2024
 21/68-92 Mckimmies Rd Lalor	3	Unit	\$530,000	02 Dec 2024
 3 Camelia Cl Lalor	3	House	\$615,000	30 Nov 2024
 4/398 Station St Lalor	2	House	\$410,000	29 Nov 2024
 1/23 Cherry Ct Lalor	2	Unit	\$525,000	27 Nov 2024
 36 Menzies Pde Lalor	3	House	\$785,000	23 Nov 2024



# Sold Properties~

Address	Bedrooms	Type	Price	Sold
 12/421 High St Lalor	2	Unit	\$352,500	23 Nov 2024
 9 Bataan Ct Lalor	3	House	\$720,000	23 Nov 2024
 3 Gambier Ct Lalor	3	House	\$767,500	23 Nov 2024
 8c Hensley Rd Lalor	2	Townhouse	\$517,000	20 Nov 2024
 8 Linoak Av Lalor	3	House	\$665,000	19 Nov 2024
 1/25 Dickens St Lalor	2	Unit	\$566,000	16 Nov 2024
 19 Mossman Cr Lalor	2	House	\$568,000	16 Nov 2024
 43 Edmondson St Lalor	3	House	\$746,000	16 Nov 2024
 4 Lynne St Lalor	4	House	\$841,000	16 Nov 2024
 7 Nancye Dr Lalor	3	House	\$793,000	16 Nov 2024
 51 Duncan Rd Lalor	4	House	\$751,500	16 Nov 2024
 4/10 Mackey St Lalor	2	Unit	\$256,000	16 Nov 2024



Northcote Office  
427-431 High Street, Northcote  
03 9403 9300

[jelliscraig.com.au](http://jelliscraig.com.au)

Data is current as of PDF generation date 06/01/2025

\* Updated Quarterly for the past 12 months

^ Updated daily for the past quarter

~ Updated daily: 33 recent results.

This publication contains data, analytics, statistics and other information supplied by PROPERTYDATAONLINE PTY LTD (PropertyData). The data provided in this publication is of a general nature and should not be construed as specific advice or relied upon in lieu of appropriate professional advice.

PropertyData relies upon data supplied by third parties and while the data is checked and reviewed, PropertyData does not warrant the accuracy or completeness of the information to the full extent permitted by the law and excludes all loss or damage howsoever arising (including through negligence) in connection with the data supplied by PropertyData. The State of Victoria owns the copyright in the Property Sales Data and reproduction of that data in any way without the consent of the State of Victoria will constitute a breach of the Copyright Act 1968 (cth). The State of Victoria does not warrant the accuracy or completeness of the Property Sales Data and any person using or relying upon such information does so on the basis that the State of Victoria accepts no responsibility or liability whatsoever for any errors, faults, defects or omissions in the information supplied.