

# *Suburb Report*

Know your neighbourhood.



# Property Prices

## Median House Price\*

Median

**\$685k**

Quarterly Price Change

**-2.14% ↓**

## Median Unit Price\*

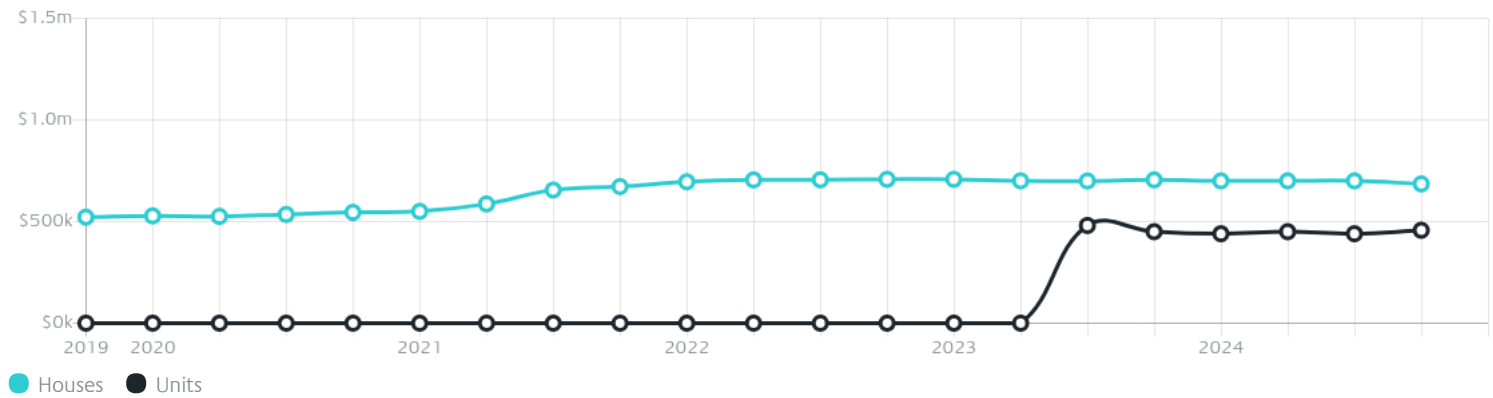
Median

**\$457k**

Quarterly Price Change

**3.86% ↑**

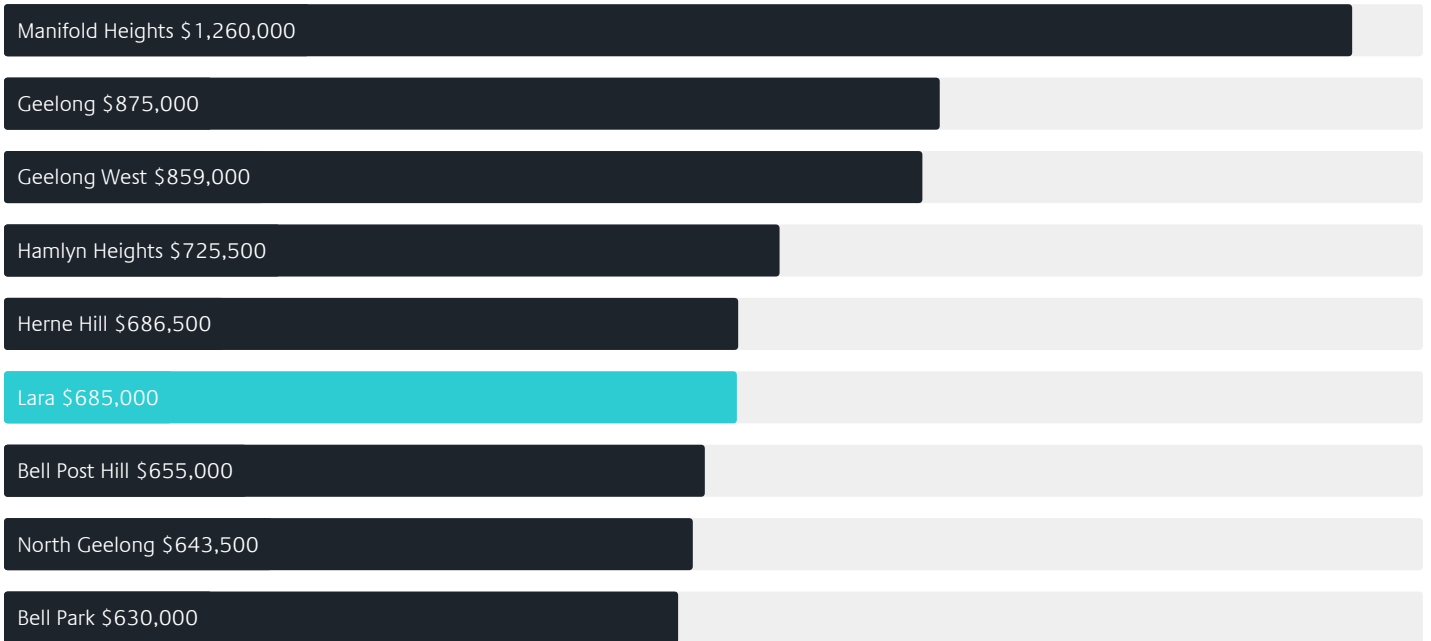
## Quarterly Price Change\*



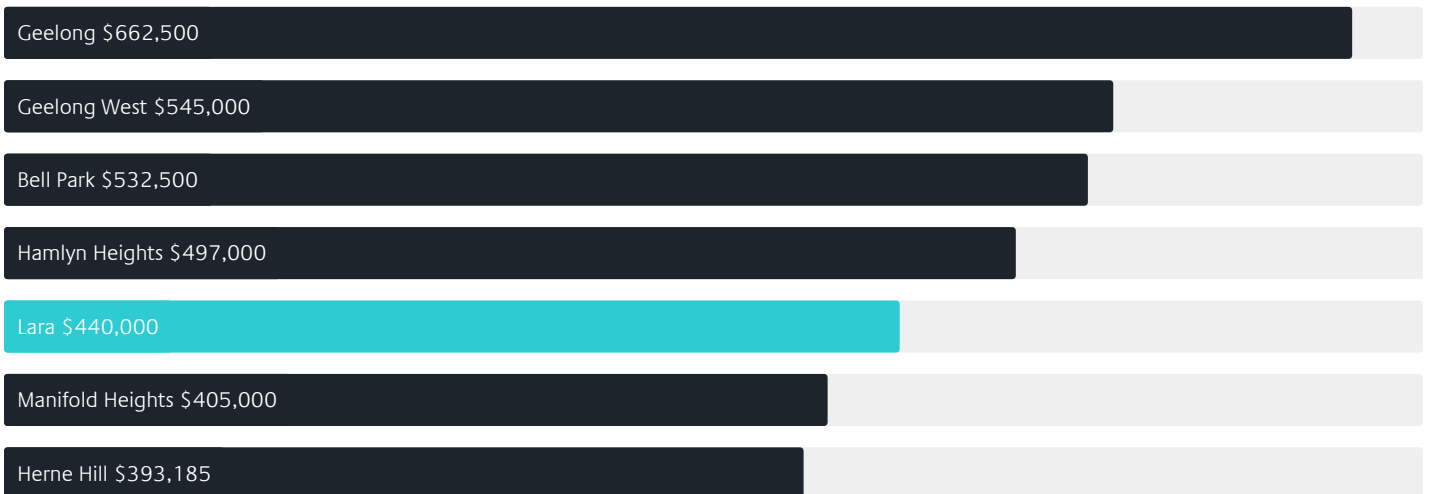
# Surrounding Suburbs

---

## Median House Sale Price\*



## Median Unit Sale Price\*



# Sales Snapshot

Sale Method<sup>\*</sup>



● Auction 9%  
● Private 91%

Auction Clearance Rate<sup>\*</sup>

50%

Median Days on Market<sup>^</sup>

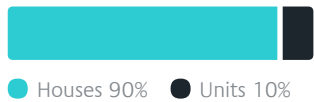
47 days

Average Hold Period<sup>\*</sup>

6.5 years

## Insights

Dwelling Type<sup>^</sup>



● Houses 90% ● Units 10%

Ownership<sup>^</sup>



● Owned Outright 33% ● Mortgaged 49% ● Rented 18%

Population<sup>^</sup>

19,014

Median Asking Rent per week<sup>\*</sup>

\$550

Median Age<sup>^</sup>

37 years

Rental Yield<sup>\*</sup>













4.1%

Median Household Size<sup>^</sup>












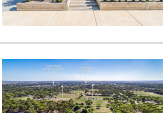
2.7 people

# Sold Properties~













Discover a snapshot of the most recent results for this suburb, to view the full 12 months of sales history, please go to [jellisicraig.com.au/suburbinsights](https://jellisicraig.com.au/suburbinsights)

Address	Bedrooms	Type	Price	Sold
 170 Kees Rd Lara	6	House	\$1,725,000	31 Mar 2025
 9 Nanton Cl Lara	3	House	\$620,000	29 Mar 2025
 9 Mulgrave St Lara	4	House	\$695,000	25 Mar 2025
 22 Wongalea Dr Lara	0	Land	\$930,000	25 Mar 2025
 8 Swindon Ct Lara	3	House	\$600,000	24 Mar 2025
 4/53 Rennie St Lara	2	House	\$510,000	23 Mar 2025
 72-74 Blackbird Cirt Lara	4	House	\$745,000	20 Mar 2025
 2 Allister Ct Lara	3	House	\$620,000	20 Mar 2025
 2 Loretta Cl Lara	5	House	\$780,000	18 Mar 2025
 32 Skipton St Lara	5	House	\$749,500	17 Mar 2025
 10 Darcy St Lara	3	House	\$615,000	17 Mar 2025
 38 Coridale Blvd Lara	4	House	\$675,000	17 Mar 2025

# Sold Properties~

Address	Bedrooms	Type	Price	Sold
 38 Caddys Rd Lara	4	House	\$847,500	17 Mar 2025
 375 Heales Rd LARA	4	House	\$1,800,000	14 Mar 2025
 3 Barbara Dr Lara	5	House	\$850,000	13 Mar 2025
 95 Rennie St Lara	3	House	\$600,000	12 Mar 2025
 10 Bud St Lara	3	House	\$595,000	11 Mar 2025
 39 Coridale Blvd Lara	4	House	\$668,900	07 Mar 2025
 9 Marina Ct Lara	4	House	\$775,000	07 Mar 2025
 13 Mossman St Lara	4	House	\$570,000	07 Mar 2025
 2/2 Selwyn St Lara	2	House	\$470,000	06 Mar 2025
 30 Caddys Rd Lara	4	House	\$780,000	05 Mar 2025
 31 Coppice St Lara	3	House	\$621,000	04 Mar 2025
 70 Perkins Rd Lara	3	House	\$1,160,000	04 Mar 2025

# Sold Properties~

Address	Bedrooms	Type	Price	Sold
 11 Hoffman Ct Lara	4	House	\$882,000	04 Mar 2025
 110 Canterbury Rd.W Lara	4	House	\$610,000	03 Mar 2025
 1 Stefan Ct Lara	4	House	\$691,100	03 Mar 2025
 3c Newell St Lara	3	House	\$540,000	28 Feb 2025
 5 Buckingham St Lara	3	House	\$527,500	28 Feb 2025
 256 Ohallorans Rd Lara	4	House	\$735,000	27 Feb 2025
 15 Egret Ct Lara	3	House	\$720,000	25 Feb 2025
 19 Swan St Lara	3	House	\$645,000	25 Feb 2025
 4 Newell St Lara	3	House	\$545,000	24 Feb 2025
 19 Fragrant Dr Lara	4	House	\$660,000	20 Feb 2025
 12 Mallard Ct Lara	4	House	\$748,000	19 Feb 2025
 79 Patullos Rd Lara	3	House	\$608,500	18 Feb 2025

# Jellis Craig

Geelong Office  
205 Pakington Street, Geelong West  
(03) 5222 7772

[jelliscraig.com.au](http://jelliscraig.com.au)

Data is current as of PDF generation date 01/04/2025

\* Updated Quarterly for the past 12 months

^ Updated daily for the past quarter

~ Updated daily: 33 recent results.

This publication contains data, analytics, statistics and other information supplied by PROPERTYDATAONLINE PTY LTD (PropertyData). The data provided in this publication is of a general nature and should not be construed as specific advice or relied upon in lieu of appropriate professional advice.

PropertyData relies upon data supplied by third parties and while the data is checked and reviewed, PropertyData does not warrant the accuracy or completeness of the information to the full extent permitted by the law and excludes all loss or damage howsoever arising (including through negligence) in connection with the data supplied by PropertyData. The State of Victoria owns the copyright in the Property Sales Data and reproduction of that data in any way without the consent of the State of Victoria will constitute a breach of the Copyright Act 1968 (cth). The State of Victoria does not warrant the accuracy or completeness of the Property Sales Data and any person using or relying upon such information does so on the basis that the State of Victoria accepts no responsibility or liability whatsoever for any errors, faults, defects or omissions in the information supplied.