

# *Suburb Report*

Know your neighbourhood.



# Property Prices

## Median House Price\*

Median

**\$673k**

Quarterly Price Change

**-0.37% ↓**

## Median Unit Price\*

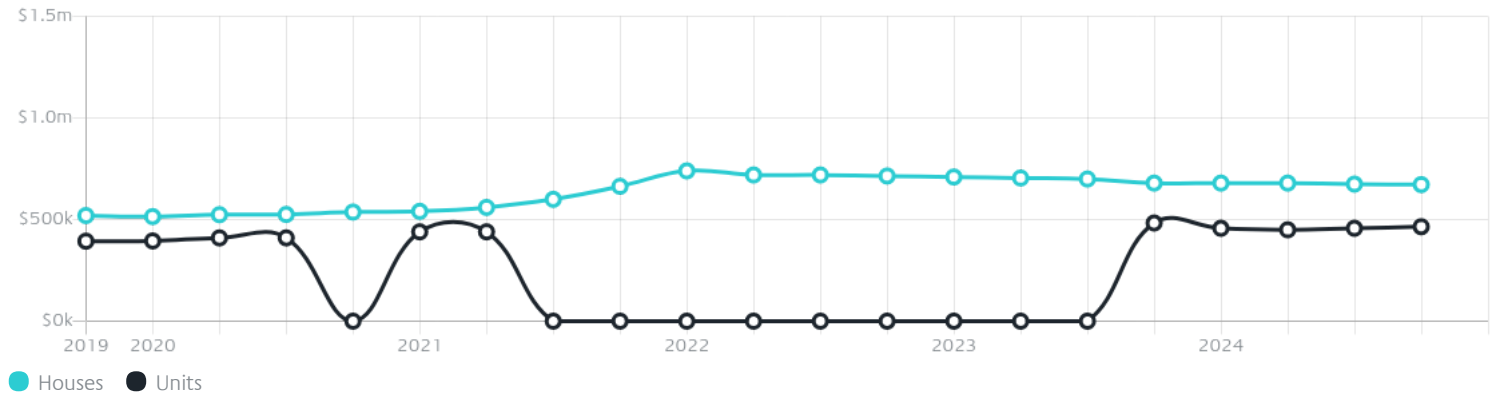
Median

**\$465k**

Quarterly Price Change

**1.63% ↑**


## Quarterly Price Change\*



# Surrounding Suburbs

---

## Median House Sale Price\*



## Median Unit Sale Price\*



# Sales Snapshot

---

## Sale Method<sup>\*</sup>



● Private 100%

## Median Days on Market<sup>^</sup>

46 days

---

## Average Hold Period<sup>\*</sup>

7.0 years

---

# Insights

---

## Dwelling Type<sup>^</sup>



● Houses 92% ● Units 8%

## Ownership<sup>^</sup>



● Owned Outright 41% ● Mortgaged 45% ● Rented 14%

## Population<sup>^</sup>

13,272

---

## Median Asking Rent per week<sup>\*</sup>

\$495

---

## Median Age<sup>^</sup>

41 years

---

## Rental Yield<sup>\*</sup>

3.79%

---













## Median Household Size<sup>^</sup>

2.5 people













---

# Sold Properties~













Discover a snapshot of the most recent results for this suburb, to view the full 12 months of sales history, please go to [jellisraig.com.au/suburbinsights](https://jellisraig.com.au/suburbinsights)

Address	Bedrooms	Type	Price	Sold
 16 Falkirk Pl Leopold	4	House	\$700,000	24 Mar 2025
 2/5 Nicholas Ct Leopold	2	Unit	\$483,000	21 Mar 2025
 25 Volare Way Leopold	4	House	\$650,000	14 Mar 2025
 Kensington Rd Leopold	3	House	\$3,025,000	14 Mar 2025
 28 Anzac Av Leopold	3	House	\$530,000	13 Mar 2025
 2/12 Kylemore Ct Leopold	2	Unit	\$468,000	06 Mar 2025
 29 Glendale Dr Leopold	3	House	\$590,000	06 Mar 2025
 18 Timberland St Leopold	4	House	\$715,000	05 Mar 2025
 60 Heytesbury Dr Leopold	4	House	\$680,000	27 Feb 2025
 75 Grassland Gr Leopold	4	House	\$752,000	25 Feb 2025
 13 Tispa Dr Leopold	4	House	\$600,000	21 Feb 2025
 68 Ferguson Rd Leopold	2	Unit	\$430,000	21 Feb 2025

# Sold Properties~

Address	Bedrooms	Type	Price	Sold
 9 Viewbay Dr Leopold	3	House	\$600,000	20 Feb 2025
 15 Fabian Pl Leopold	3	House	\$555,000	20 Feb 2025
 53 Kangaroo Paw Dr Leopold	4	House	\$675,000	16 Feb 2025
 5 Willows Pl Leopold	3	House	\$820,000	14 Feb 2025
 10 Hannan Cr Leopold	3	House	\$740,000	13 Feb 2025
 5 Hardwood Wlk Leopold	3	House	\$560,000	12 Feb 2025
 14 Leicester Mews Leopold	3	House	\$650,000	12 Feb 2025
 42 Pickworth Dr Leopold	3	House	\$652,000	11 Feb 2025
 828 Bellarine Hwy Leopold	3	House	\$580,000	10 Feb 2025
 12 Waugh Ct Leopold	4	Unit	\$869,000	07 Feb 2025
 46 Heytesbury Dr Leopold	4	Unit	\$685,000	05 Feb 2025
 2/34 The Court Leopold	2	Unit	\$450,000	03 Feb 2025

# Sold Properties~

Address	Bedrooms	Type	Price	Sold
 6 Kangaroo Paw Dr Leopold	4	House	\$700,000	03 Feb 2025
 6 Glengarwyn Rd Leopold	3	House	\$600,000	01 Feb 2025
 36 Trumper Cr Leopold	2	House	\$625,000	31 Jan 2025
 36-38 Trumper Cr LEOPOLD	3	Unit	\$625,000	31 Jan 2025
 7 Burchill Ct Leopold	3	House	\$753,100	30 Jan 2025
 31 Kanimbla Av Leopold	2	House	\$520,000	30 Jan 2025
 1/5 Arden Av Leopold	2	Flat/Unit/Apartment	\$440,000	30 Jan 2025
 161-169 Bawtree Rd Leopold	3	House	\$1,708,000	29 Jan 2025
 23 Rushmore Ct Leopold	3	House	\$840,000	28 Jan 2025
 68 Warrawee Rd Leopold	3	House	\$675,000	27 Jan 2025
 4 William St Leopold	3	House	\$675,000	24 Jan 2025
 20 Ferguson Rd Leopold	3	House	\$505,000	24 Jan 2025





Barwon Heads Office  
Shop 2, 68 Hitchcock Avenue, Barwon Heads, 3227  
03 9088 8968

[jelliscraig.com.au](http://jelliscraig.com.au)

Data is current as of PDF generation date 01/04/2025

\* Updated Quarterly for the past 12 months

^ Updated daily for the past quarter

~ Updated daily: 33 recent results.

This publication contains data, analytics, statistics and other information supplied by PROPERTYDATAONLINE PTY LTD (PropertyData). The data provided in this publication is of a general nature and should not be construed as specific advice or relied upon in lieu of appropriate professional advice.

PropertyData relies upon data supplied by third parties and while the data is checked and reviewed, PropertyData does not warrant the accuracy or completeness of the information to the full extent permitted by the law and excludes all loss or damage howsoever arising (including through negligence) in connection with the data supplied by PropertyData. The State of Victoria owns the copyright in the Property Sales Data and reproduction of that data in any way without the consent of the State of Victoria will constitute a breach of the Copyright Act 1968 (cth). The State of Victoria does not warrant the accuracy or completeness of the Property Sales Data and any person using or relying upon such information does so on the basis that the State of Victoria accepts no responsibility or liability whatsoever for any errors, faults, defects or omissions in the information supplied.