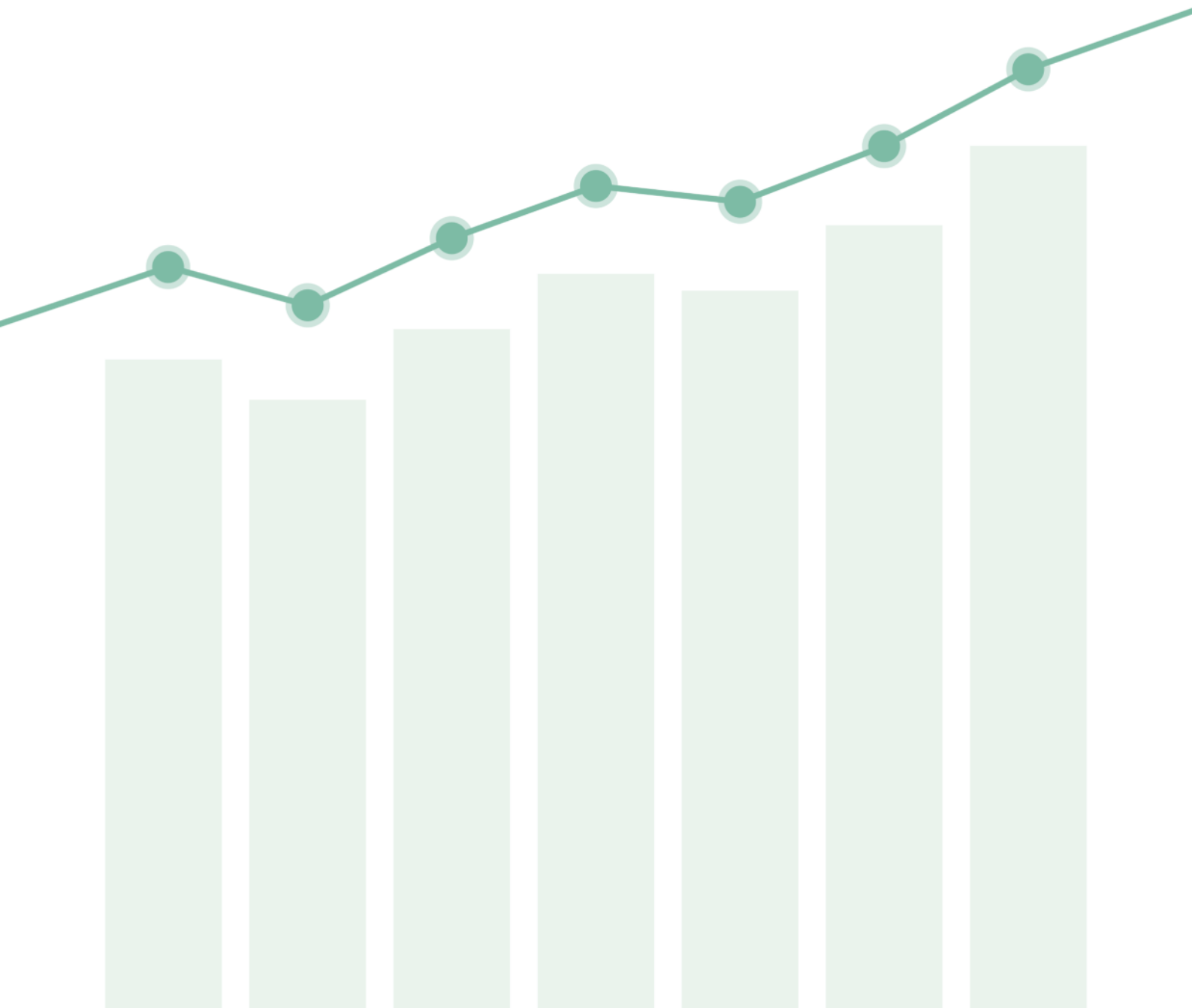


JellisCraig

LINTON

Suburb Report

Know your neighbourhood.



LINTON SUBURB REPORT

Median House Price*

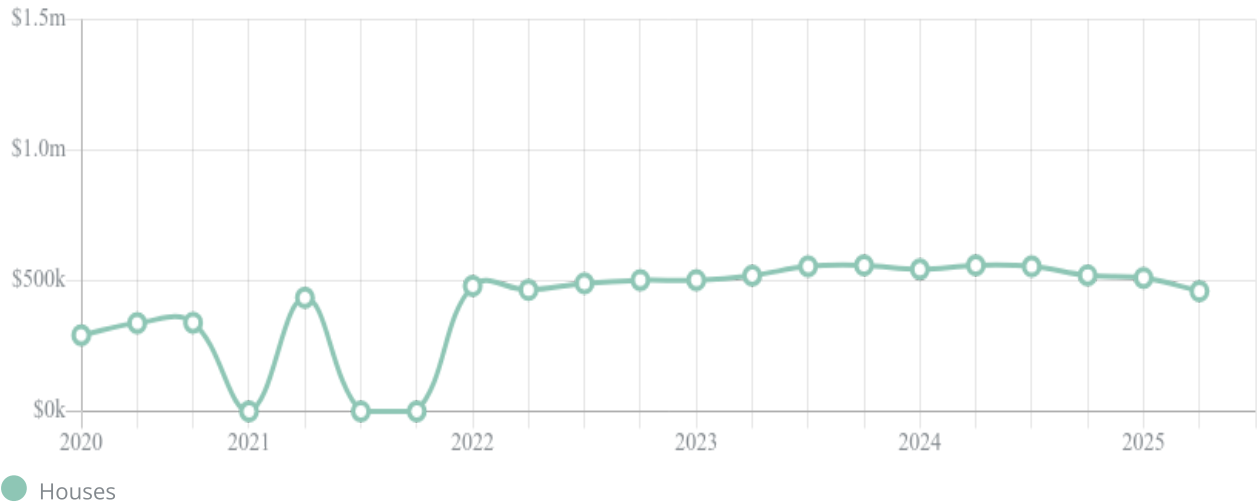
Median

\$460k

Quarterly Price Change

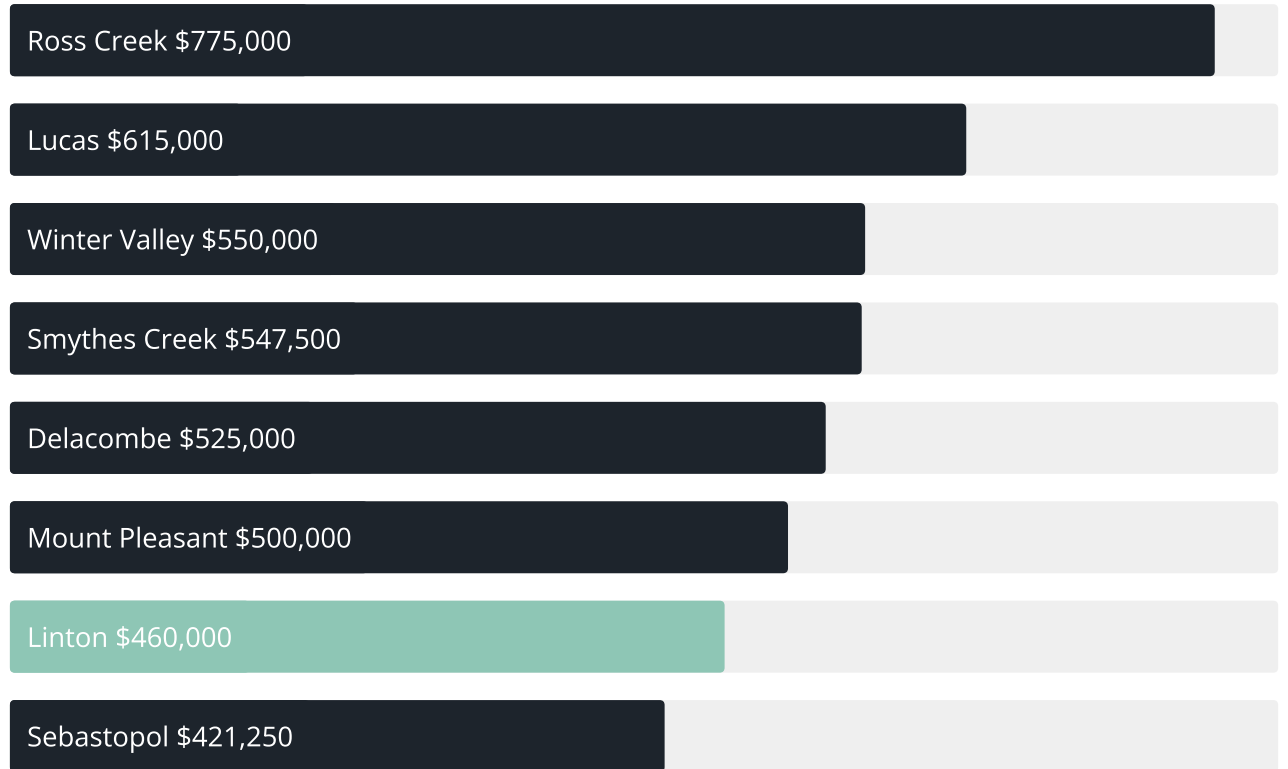
-9.89% ↓

Quarterly Price Change*





LINTON SUBURB REPORT

Median House Sale Price^{*}Median Unit Sale Price^{*}

LINTON SUBURB REPORT

Sale Method*



● Private 100%

Median Days on Market^
28 days

Average Hold Period*
3.7 years

Dwelling Type^



● Houses 100% ● Units 0%

Ownership^



● Owned Outright 55% ● Mortgaged 41% ● Rented 4%

Population^
635

Median Asking Rent per week*
\$550

Population Growth^
9.48%











Rental Yield*
3.86%

Median Age^
48 years





Median Household Size^

LINTON SUBURB REPORT

Discover a snapshot of the most recent results for this suburb, to view the full 12 months of sales history, please go to jellisicraig.com.au/suburbinsights

| Address | Bedrooms | Type | Price | Sold |
|--|----------|-------|-----------|-------------|
|  <div>45 Linton Piggoreet Rd Linton</div> | 3 | House | \$610,000 | 21 Jul 2025 |
|  <div>27 Adair St Linton</div> | 3 | House | \$355,000 | 10 Jul 2025 |
|  <div>30 Hewitts Rd Linton</div> | 2 | House | \$400,000 | 19 May 2025 |
|  <div>38 Clyde St Linton</div> | 3 | House | \$430,000 | 07 May 2025 |
|  <div>1 Brooke St Linton</div> | 2 | House | \$290,000 | 02 May 2025 |
|  <div>19 Waverley St Linton</div> | 3 | House | \$675,000 | 15 Apr 2025 |
|  <div>32 Young St Linton</div> | 2 | House | \$325,000 | 14 Mar 2025 |
|  <div>10 Young St Linton</div> | 3 | House | \$372,000 | 01 Mar 2025 |
|  <div>20 Banksia Ct LINTON</div> | 4 | House | \$587,500 | 20 Feb 2025 |
|  <div>220 Linton Mortchup Rd Linton</div> | 1 | House | \$490,000 | 08 Jan 2025 |

LINTON SUBURB REPORT

| Address | | Bedrooms | Type | Price | Sold |
|--|----------------------------|----------|-------|-----------|----------------|
|  | 9 York St Linton | 3 | House | \$336,600 | 15 Nov 2024 |
|  | 14 Cumberland St Linton | 3 | House | \$309,000 | 25 Oct 2024 |
|  | 3065 Glenelg Hwy Linton | 4 | House | \$428,000 | 17 Oct 2024 |
|  | 21 Falkner St LINTON | 4 | House | \$715,000 | 19 Aug 2024 |



Ballarat Office
1211 Sturt Street, Ballarat
03 5329 2500
jellisrcraig.com.au

Data is current as of PDF generation date 01/08/2025

* Updated Quarterly for the past 12 months

^ Updated daily for the past quarter

~ Updated daily: 33 recent results.

This publication contains data, analytics, statistics and other information supplied by PROPERTYDATAONLINE PTY LTD (PropertyData). The data provided in this publication is of a general nature and should not be construed as specific advice or relied upon in lieu of appropriate professional advice.

PropertyData relies upon data supplied by third parties and while the data is checked and reviewed, PropertyData does not warrant the accuracy or completeness of the information to the full extent permitted by the law and excludes all loss or damage howsoever arising (including through negligence) in connection with the data supplied by PropertyData. The State of Victoria owns the copyright in the Property Sales Data and reproduction of that data in any way without the consent of the State of Victoria will constitute a breach of the Copyright Act 1968 (cth). The State of Victoria does not warrant the accuracy or completeness of the Property Sales Data and any person using or relying upon such information does so on the basis that the State of Victoria accepts no responsibility or liability whatsoever for any errors, faults, defects or omissions in the information supplied.

