

# *Suburb Report*

Know your neighbourhood.



# Property Prices

## Median House Price\*

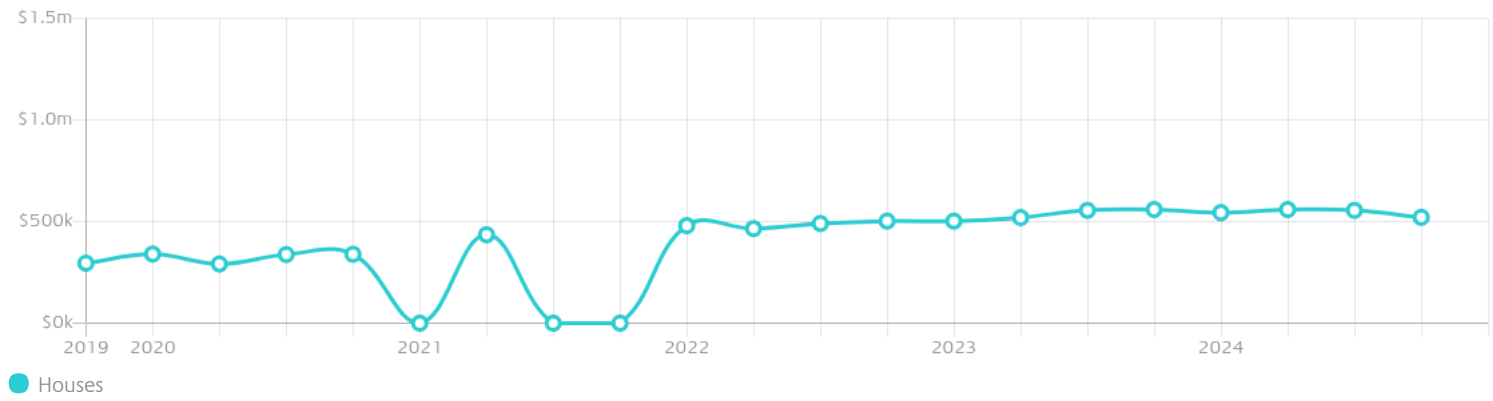
Median

**\$521k**

Quarterly Price Change

**-6.21% ↓**

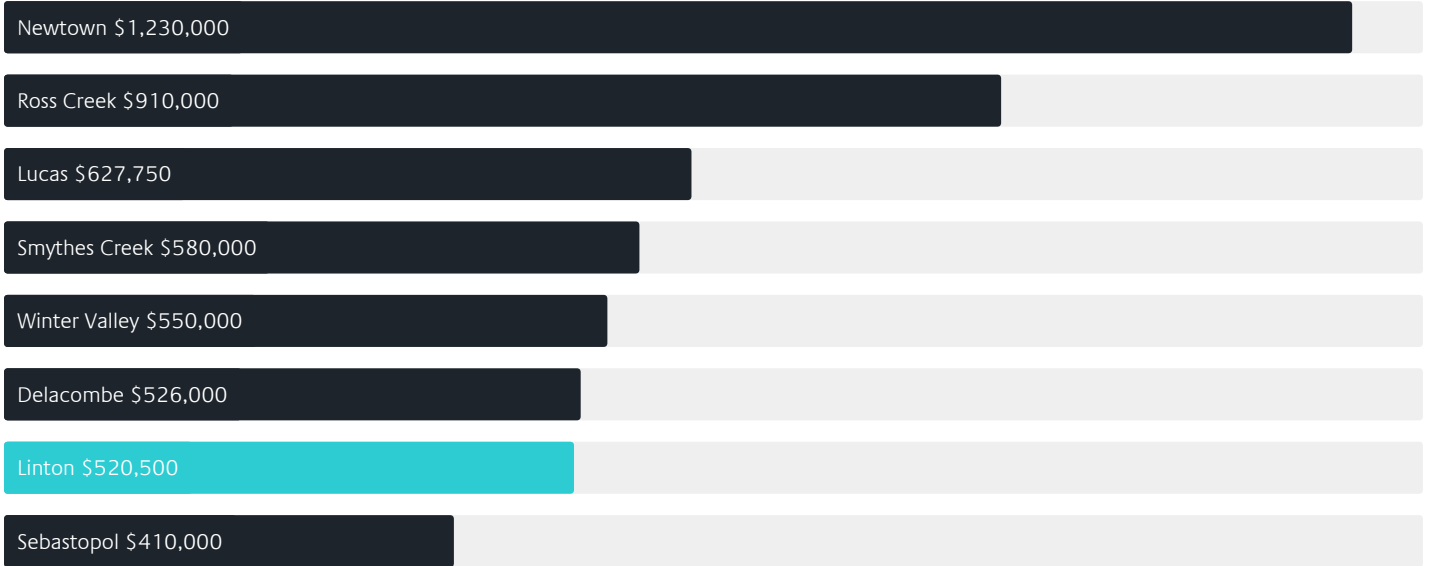
## Quarterly Price Change\*



# Surrounding Suburbs

---

## Median House Sale Price\*



## Median Unit Sale Price\*



# Sales Snapshot

---

## Sale Method<sup>\*</sup>



● Private 100%

## Average Hold Period<sup>\*</sup>

3.7 years

---

# Insights

---

## Dwelling Type<sup>^</sup>



● Houses 100% ● Units 0%

## Ownership<sup>^</sup>



● Owned Outright 55% ● Mortgaged 41% ● Rented 4%

## Population<sup>^</sup>

635

---

## Median Asking Rent per week<sup>\*</sup>

\$570

---

## Population Growth<sup>^</sup>

9.48%

---

## Rental Yield<sup>\*</sup>

3.86%

---

## Median Age<sup>^</sup>

48 years

---












## Median Household Size<sup>^</sup>

2.2 people

---

# Sold Properties~

Discover a snapshot of the most recent results for this suburb, to view the full 12 months of sales history, please go to [jellisraig.com.au/suburbinsights](https://jellisraig.com.au/suburbinsights)

Address	Bedrooms	Type	Price	Sold
 220 Linton Mortchup Rd Linton	1	House	\$490,000	08 Jan 2025
 9 York St Linton	3	House	\$336,600	15 Nov 2024
 3065 Glenelg Hwy Linton	4	House	\$428,000	17 Oct 2024
 21 Falkner St LINTON	4	House	\$715,000	19 Aug 2024
 37 Webster St LINTON	4	House	\$555,000	18 Jul 2024
 1 Bells Rd Linton	3	House	\$531,000	13 Jun 2024
 8 Adair St Linton	5	House	\$490,000	26 Apr 2024
 82 Linton Carngham Rd Linton	4	House	\$745,000	17 Apr 2024
 10 Nesbitts Rd Linton	3	House	\$490,000	22 Mar 2024
 54 Clyde St Linton	3	House	\$535,000	20 Mar 2024
 14 Adair St Linton	3	House	\$510,000	06 Mar 2024

# Jellis Craig

Ballarat Office  
1211 Sturt Street, Ballarat  
03 5329 2500

[jellisrcraig.com.au](http://jellisrcraig.com.au)

Data is current as of PDF generation date 20/01/2025

\* Updated Quarterly for the past 12 months

^ Updated daily for the past quarter

~ Updated daily: 33 recent results.

This publication contains data, analytics, statistics and other information supplied by PROPERTYDATAONLINE PTY LTD (PropertyData). The data provided in this publication is of a general nature and should not be construed as specific advice or relied upon in lieu of appropriate professional advice.

PropertyData relies upon data supplied by third parties and while the data is checked and reviewed, PropertyData does not warrant the accuracy or completeness of the information to the full extent permitted by the law and excludes all loss or damage howsoever arising (including through negligence) in connection with the data supplied by PropertyData. The State of Victoria owns the copyright in the Property Sales Data and reproduction of that data in any way without the consent of the State of Victoria will constitute a breach of the Copyright Act 1968 (cth). The State of Victoria does not warrant the accuracy or completeness of the Property Sales Data and any person using or relying upon such information does so on the basis that the State of Victoria accepts no responsibility or liability whatsoever for any errors, faults, defects or omissions in the information supplied.