

Suburb Report

Know your neighbourhood.



Property Prices

Median House Price*

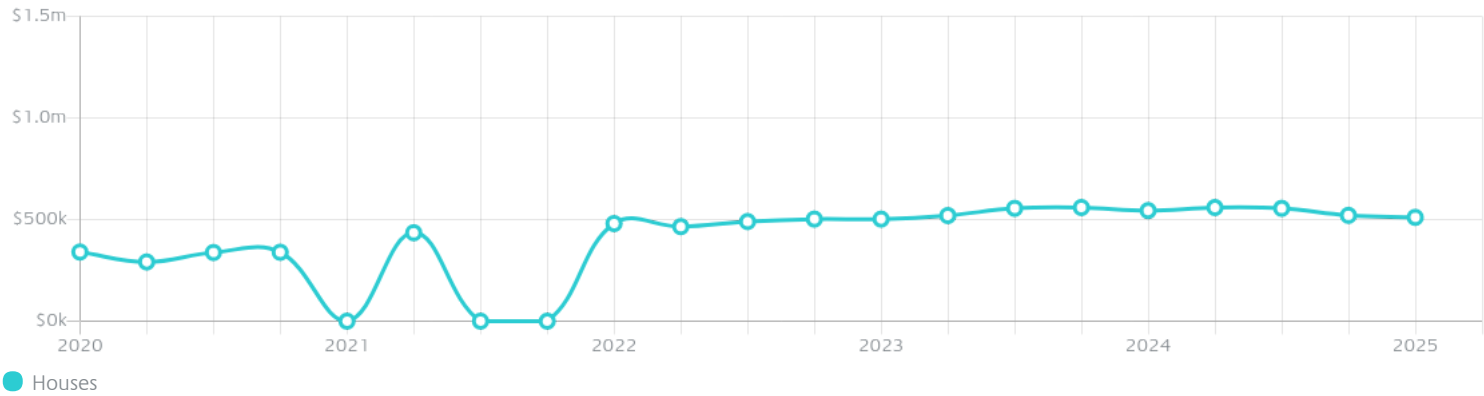
Median

\$511k

Quarterly Price Change

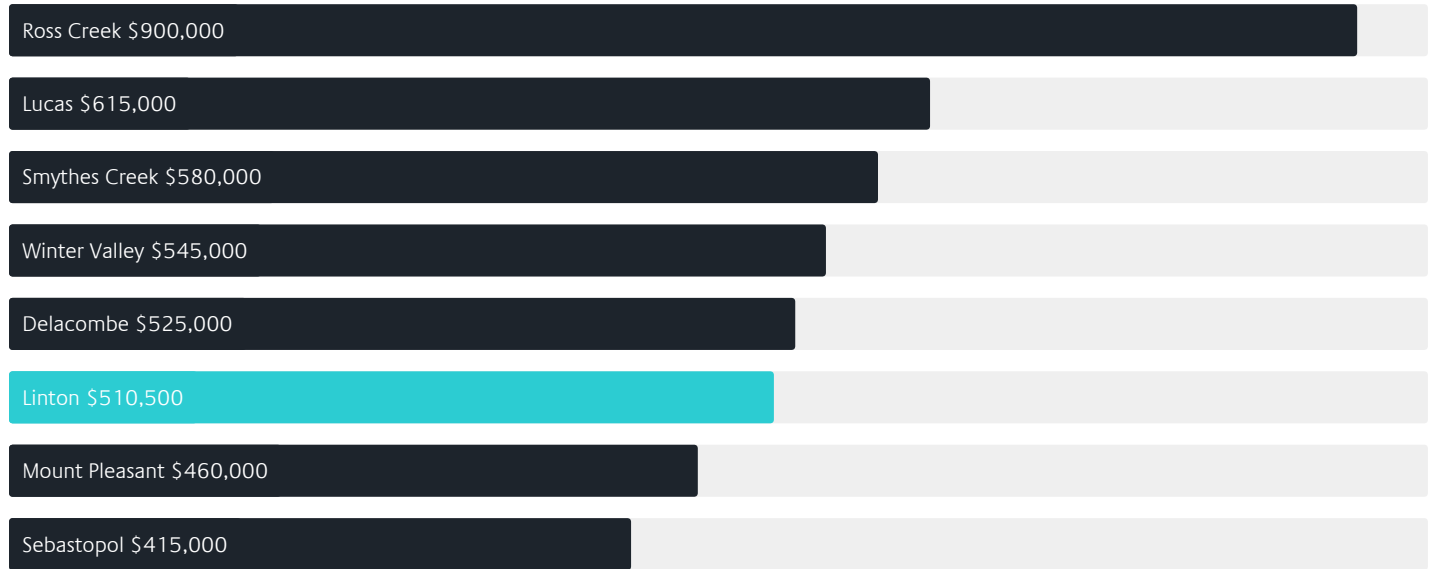
-1.92% ↓

Quarterly Price Change*



Surrounding Suburbs

Median House Sale Price*



Median Unit Sale Price*



Sales Snapshot

Sale Method^{*}



● Private 100%

Median Days on Market[^]

76 days

Average Hold Period^{*}

3.7 years

Insights

Dwelling Type[^]



● Houses 100% ● Units 0%

Ownership[^]



● Owned Outright 55% ● Mortgaged 41% ● Rented 4%

Population[^]

635

Median Asking Rent per week^{*}

\$550

Population Growth[^]

9.48%

Rental Yield^{*}

3.86%

Median Age[^]













48 years

Median Household Size[^]


2.2 people

Sold Properties~

Discover a snapshot of the most recent results for this suburb, to view the full 12 months of sales history, please go to jellisraig.com.au/suburbinsights

Address	Bedrooms	Type	Price	Sold
 38 Clyde St Linton	3	House	\$430,000	07 May 2025
 1 Brooke St Linton	2	House	\$290,000	02 May 2025
 19 Waverley St Linton	3	House	\$675,000	15 Apr 2025
 32 Young St Linton	2	House	\$325,000	14 Mar 2025
 10 Young St Linton	3	House	\$372,000	01 Mar 2025
 20 Banksia Ct LINTON	4	House	\$587,500	20 Feb 2025
 220 Linton Mortchup Rd Linton	1	House	\$490,000	08 Jan 2025
 9 York St Linton	3	House	\$336,600	15 Nov 2024
 14 Cumberland St Linton	3	House	\$309,000	25 Oct 2024
 3065 Glenelg Hwy Linton	4	House	\$428,000	17 Oct 2024
 21 Falkner St LINTON	4	House	\$715,000	19 Aug 2024
 37 Webster St LINTON	4	House	\$555,000	18 Jul 2024

Sold Properties~

Address	Bedrooms	Type	Price	Sold
 1 Bells Rd Linton	3	House	\$531,000	13 Jun 2024



Ballarat Office
1211 Sturt Street, Ballarat
03 5329 2500

jelliscraig.com.au

Data is current as of PDF generation date 01/06/2025

* Updated Quarterly for the past 12 months

^ Updated daily for the past quarter

~ Updated daily: 33 recent results.

This publication contains data, analytics, statistics and other information supplied by PROPERTYDATAONLINE PTY LTD (PropertyData). The data provided in this publication is of a general nature and should not be construed as specific advice or relied upon in lieu of appropriate professional advice.

PropertyData relies upon data supplied by third parties and while the data is checked and reviewed, PropertyData does not warrant the accuracy or completeness of the information to the full extent permitted by the law and excludes all loss or damage howsoever arising (including through negligence) in connection with the data supplied by PropertyData. The State of Victoria owns the copyright in the Property Sales Data and reproduction of that data in any way without the consent of the State of Victoria will constitute a breach of the Copyright Act 1968 (cth). The State of Victoria does not warrant the accuracy or completeness of the Property Sales Data and any person using or relying upon such information does so on the basis that the State of Victoria accepts no responsibility or liability whatsoever for any errors, faults, defects or omissions in the information supplied.