

JellisCraig

LINTON

Suburb Report

Know your neighbourhood.



LINTON SUBURB REPORT

Median House Price*

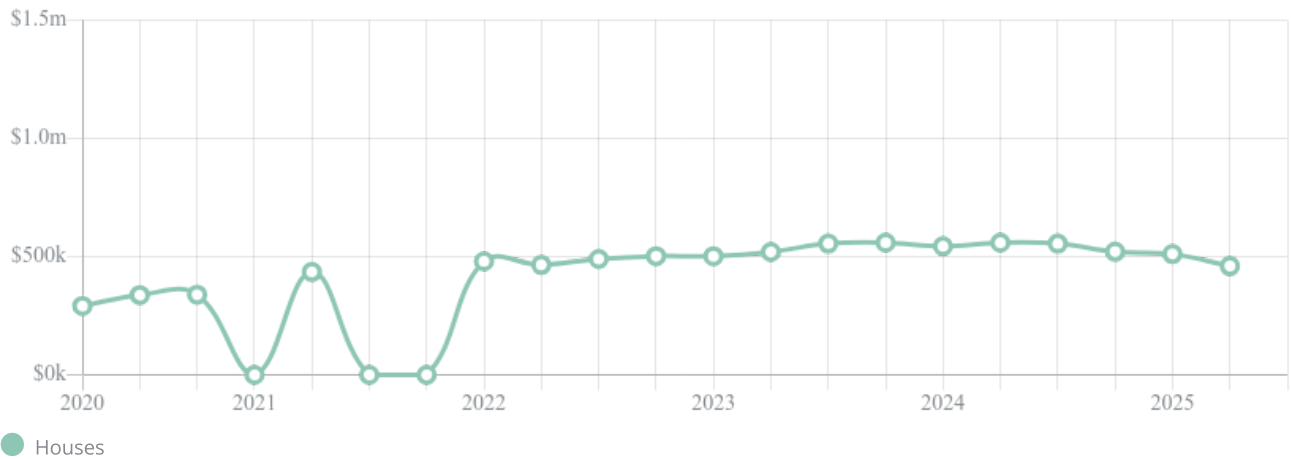
Median

\$460k

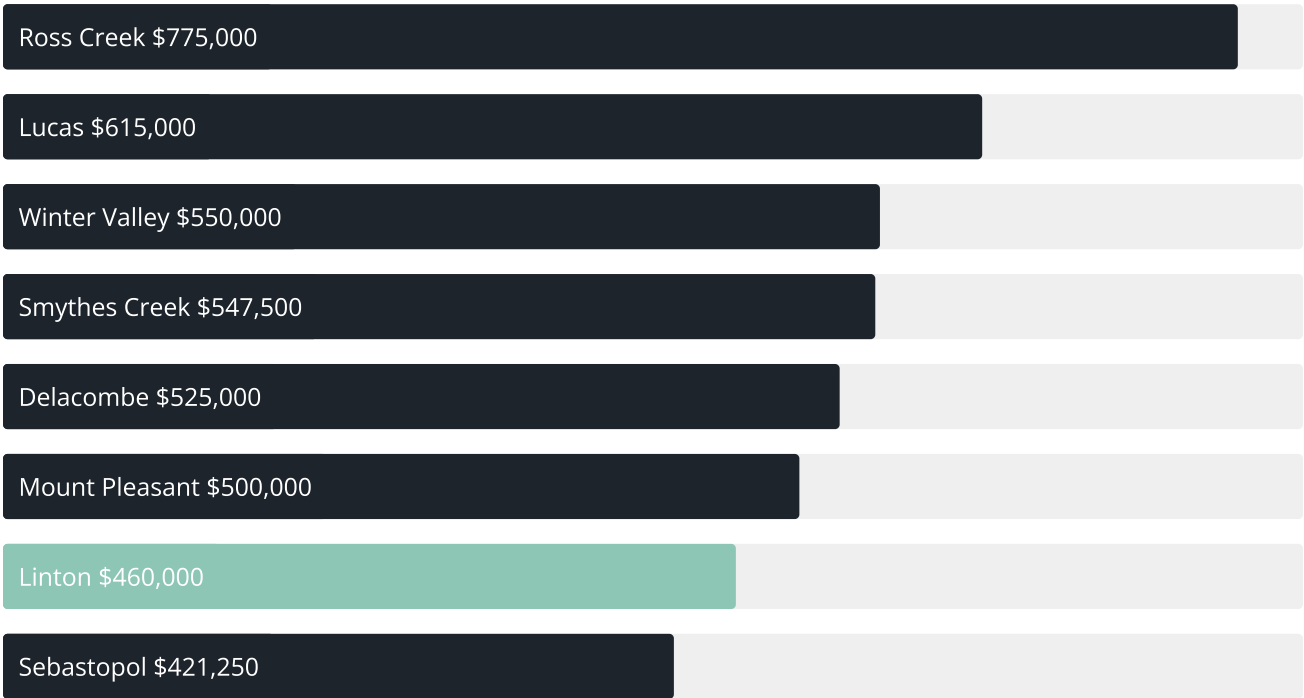
Quarterly Price Change

-9.89% ↓

Quarterly Price Change*



Median House Sale Price^{*}



Median Unit Sale Price^{*}



LINTON SUBURB REPORT

Sale Method*



● Private 100%

Average Hold Period*

3.7 years

Dwelling Type^



● Houses 100% ● Units 0%

Ownership^



● Owned Outright 55% ● Mortgaged 41% ● Rented 4%

Population^

635

Median Asking Rent per week*

\$550

Population Growth^

9.48%

Rental Yield*

3.86%

Median Age^











48 years

Median Household Size^






2.2 people

LINTON SUBURB REPORT

Discover a snapshot of the most recent results for this suburb, to view the full 12 months of sales history, please go to jellisicraig.com.au/suburbinsights

Address	Bedrooms	Type	Price	Sold
 55 Linton Carngham Rd LINTON	4	House	\$720,000	21 Aug 2025
 45 Linton Piggoreet Rd Linton	3	House	\$610,000	21 Jul 2025
 27 Adair St Linton	3	House	\$355,000	10 Jul 2025
 30 Hewitts Rd Linton	2	House	\$400,000	19 May 2025
 9 Linton mannibadar Rd Linton	3	House	\$1,030,000	07 May 2025
 38 Clyde St Linton	3	House	\$430,000	07 May 2025
 1 Brooke St Linton	2	House	\$290,000	02 May 2025
 19 Waverley St Linton	3	House	\$675,000	15 Apr 2025
 32 Young St Linton	2	House	\$325,000	14 Mar 2025
 10 Young St Linton	3	House	\$372,000	01 Mar 2025

LINTON SUBURB REPORT

Address	Bedrooms	Type	Price	Sold
 20 Banksia Ct LINTON	4	House	\$587,500	20 Feb 2025
 220 Linton Mortchup Rd Linton	1	House	\$490,000	08 Jan 2025
 9 York St Linton	3	House	\$336,600	15 Nov 2024
 14 Cumberland St Linton	3	House	\$309,000	25 Oct 2024
 3065 Glenelg Hwy Linton	4	House	\$428,000	17 Oct 2024



Ballarat Office
1211 Sturt Street, Ballarat
03 5329 2500

jellisraig.com.au

Data is current as of PDF generation date 01/09/2025

* Updated Quarterly for the past 12 months

^ Updated daily for the past quarter

~ Updated daily: 33 recent results.

This publication contains data, analytics, statistics and other information supplied by PROPERTYDATAONLINE PTY LTD (PropertyData). The data provided in this publication is of a general nature and should not be construed as specific advice or relied upon in lieu of appropriate professional advice.

PropertyData relies upon data supplied by third parties and while the data is checked and reviewed, PropertyData does not warrant the accuracy or completeness of the information to the full extent permitted by the law and excludes all loss or damage howsoever arising (including through negligence) in connection with the data supplied by PropertyData. The State of Victoria owns the copyright in the Property Sales Data and reproduction of that data in any way without the consent of the State of Victoria will constitute a breach of the Copyright Act 1968 (cth). The State of Victoria does not warrant the accuracy or completeness of the Property Sales Data and any person using or relying upon such information does so on the basis that the State of Victoria accepts no responsibility or liability whatsoever for any errors, faults, defects or omissions in the information supplied.