

## *Suburb Report*

Know your neighbourhood.



# Property Prices

## Median House Price\*

Median

**\$1.58m**

Quarterly Price Change

**3.47% ↑**

## Median Unit Price\*

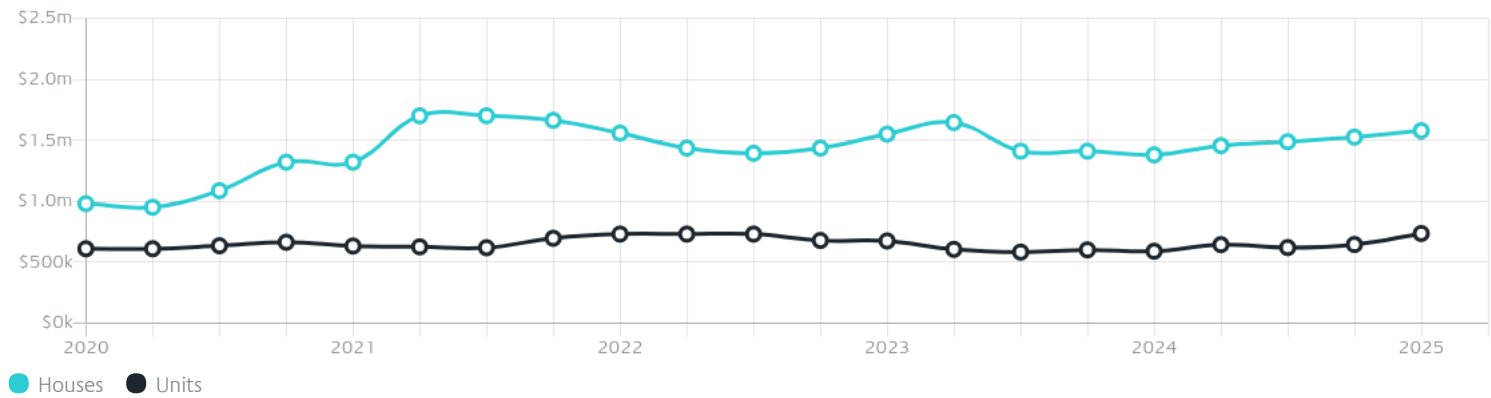
Median

**\$735k**

Quarterly Price Change

**13.95% ↑**

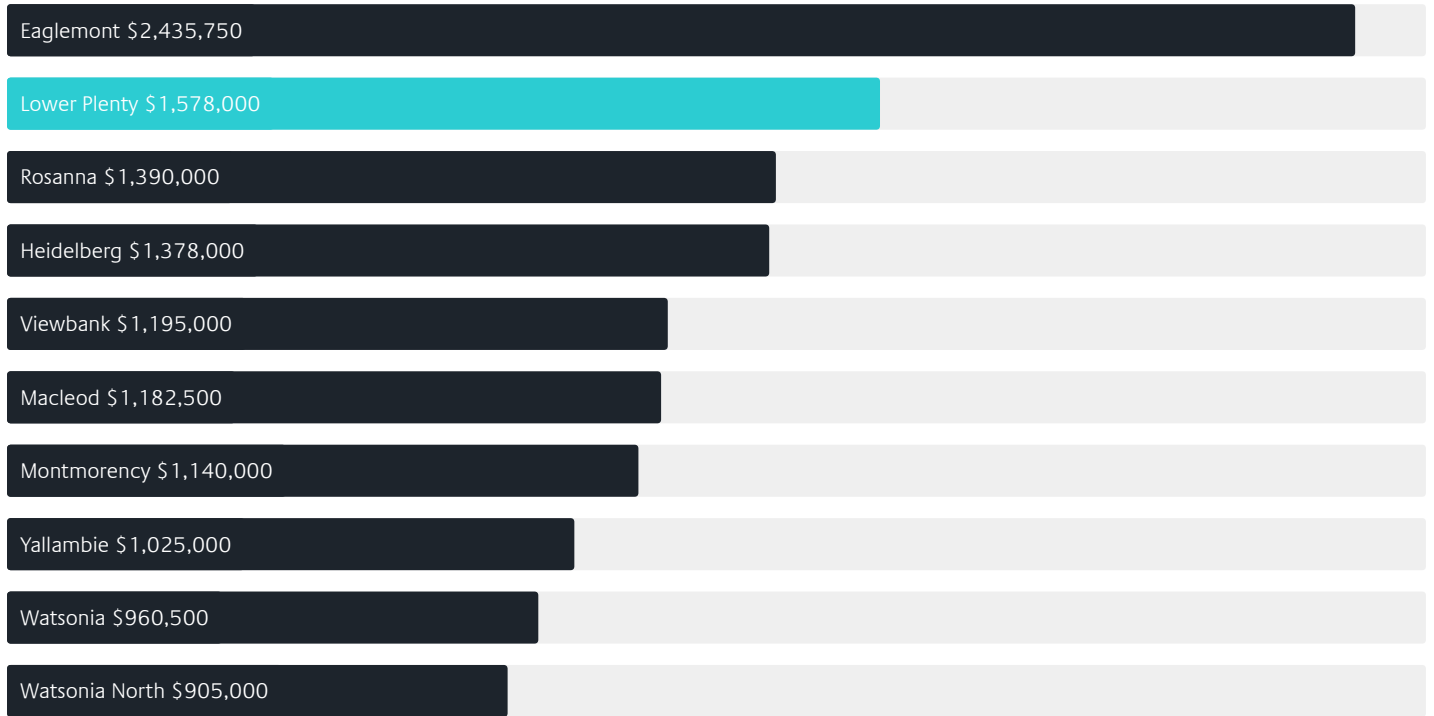
## Quarterly Price Change\*



# Surrounding Suburbs

---

## Median House Sale Price\*



## Median Unit Sale Price\*



# Sales Snapshot

Sale Method\*



● Auction 18%  
● Private 82%

Auction Clearance Rate\*

33.33%

Median Days on Market^

54 days

Average Hold Period\*

7.3 years

# Insights

Dwelling Type^



● Houses 75% ● Units 25%

Ownership^



● Owned Outright 46% ● Mortgaged 41% ● Rented 13%

Population^

3,962

Median Asking Rent per week\*

\$555

Population Growth^

1.82%

Rental Yield\*

1.91%

Median Age^













45 years

Median Household Size^













2.5 people

# Sold Properties~

Discover a snapshot of the most recent results for this suburb, to view the full 12 months of sales history, please go to [jellisraig.com.au/suburbinsights](https://jellisraig.com.au/suburbinsights)













Address	Bedrooms	Type	Price	Sold
 49/123 Main Rd Lower Plenty	2	Unit	\$385,000	28 Apr 2025
 7/129-131 Main Rd Lower Plenty	2	Unit	\$640,000	23 Apr 2025
 7/39 Main Rd Lower Plenty	2	Unit	\$635,000	08 Apr 2025
 2/41 Panorama Av Lower Plenty	3	House	\$700,000	27 Mar 2025
 2/5 Longs Rd Lower Plenty	2	Unit	\$750,000	14 Mar 2025
 3 Cheverton Rd Lower Plenty	2	House	\$1,600,000	26 Feb 2025
 1/1 Cavanagh Rd Lower Plenty	2	Unit	\$750,000	26 Feb 2025
 9 Rangeview Rd LOWER PLENTY	4	House	\$2,328,000	21 Feb 2025
 2/160 Main Rd Lower Plenty	2	Villa	\$651,000	07 Feb 2025
 1/43 Edwards St Lower Plenty	2	Unit	\$750,000	31 Jan 2025
 3/169 Main Rd Lower Plenty	2	Unit	\$606,500	29 Jan 2025
 102 Rosehill Rd Lower Plenty	3	Land	\$1,085,000	28 Jan 2025

# Sold Properties~

Address	Bedrooms	Type	Price	Sold
 20 Philip St Lower Plenty	4	House	\$1,450,000	20 Jan 2025
 229 Old Eltham Rd Lower Plenty	3	House	\$1,586,000	20 Jan 2025
 3/178 Main Rd Lower Plenty	3	Unit	\$900,000	10 Jan 2025
 5/25 Alma St Lower Plenty	3	Unit	\$722,000	08 Jan 2025
 179 Old Eltham Rd Lower Plenty	4	House	\$1,753,000	23 Dec 2024
 46 Panorama Av Lower Plenty	4	House	\$1,550,000	17 Dec 2024
 148 Bonds Rd Lower Plenty	3	House	\$1,550,000	16 Dec 2024
 205 Main Rd Lower Plenty	7	House	\$1,000,000	13 Dec 2024
 13 Carisbrook Cr Lower Plenty	3	House	\$1,050,000	29 Nov 2024
 2/36 Cheverton Rd Lower Plenty	3	House	\$855,000	26 Nov 2024
 227 Old Eltham Rd Lower Plenty	3	House	\$990,000	25 Nov 2024
 6/201 Main Rd Lower Plenty	2	Flat/Unit/Apartment	\$545,000	20 Nov 2024



# Sold Properties~

Address	Bedrooms	Type	Price	Sold
 31 Cleveland Av Lower Plenty	4	House	\$2,900,000	13 Nov 2024
 1/12 Glenauburn Rd Lower Plenty	3	Unit	\$1,305,000	08 Nov 2024
 197 Old Eltham Rd Lower Plenty	4	House	\$1,250,000	31 Oct 2024
 2/115 Main Rd Lower Plenty	2	Unit	\$645,000	28 Oct 2024
 127 Bonds Rd Lower Plenty	4	House	\$3,565,000	23 Oct 2024
 192 Main Rd Lower Plenty	5	House	\$905,000	07 Oct 2024
 30 Old Eltham Rd Lower Plenty	4	House	\$1,710,000	05 Oct 2024
 3/119 Main Rd Lower Plenty	2	Unit	\$590,000	03 Oct 2024
 3/151 Main Rd Lower Plenty	3	Unit	\$735,000	30 Sep 2024
 216 Old Eltham Rd Lower Plenty	5	House	\$2,450,000	28 Sep 2024
 76 Bonds Rd Lower Plenty	4	House	\$2,330,000	16 Sep 2024
 30/123 Main Rd Lower Plenty	2	Unit	\$430,000	16 Sep 2024



Eltham Office  
1022 Main Road, Eltham  
03 9431 1222

[jelliscraig.com.au](http://jelliscraig.com.au)

Data is current as of PDF generation date 01/05/2025

\* Updated Quarterly for the past 12 months

^ Updated daily for the past quarter

~ Updated daily: 33 recent results.

This publication contains data, analytics, statistics and other information supplied by PROPERTYDATAONLINE PTY LTD (PropertyData). The data provided in this publication is of a general nature and should not be construed as specific advice or relied upon in lieu of appropriate professional advice.

PropertyData relies upon data supplied by third parties and while the data is checked and reviewed, PropertyData does not warrant the accuracy or completeness of the information to the full extent permitted by the law and excludes all loss or damage howsoever arising (including through negligence) in connection with the data supplied by PropertyData. The State of Victoria owns the copyright in the Property Sales Data and reproduction of that data in any way without the consent of the State of Victoria will constitute a breach of the Copyright Act 1968 (cth). The State of Victoria does not warrant the accuracy or completeness of the Property Sales Data and any person using or relying upon such information does so on the basis that the State of Victoria accepts no responsibility or liability whatsoever for any errors, faults, defects or omissions in the information supplied.