

Suburb Report

Know your neighbourhood.



Property Prices

Median House Price*

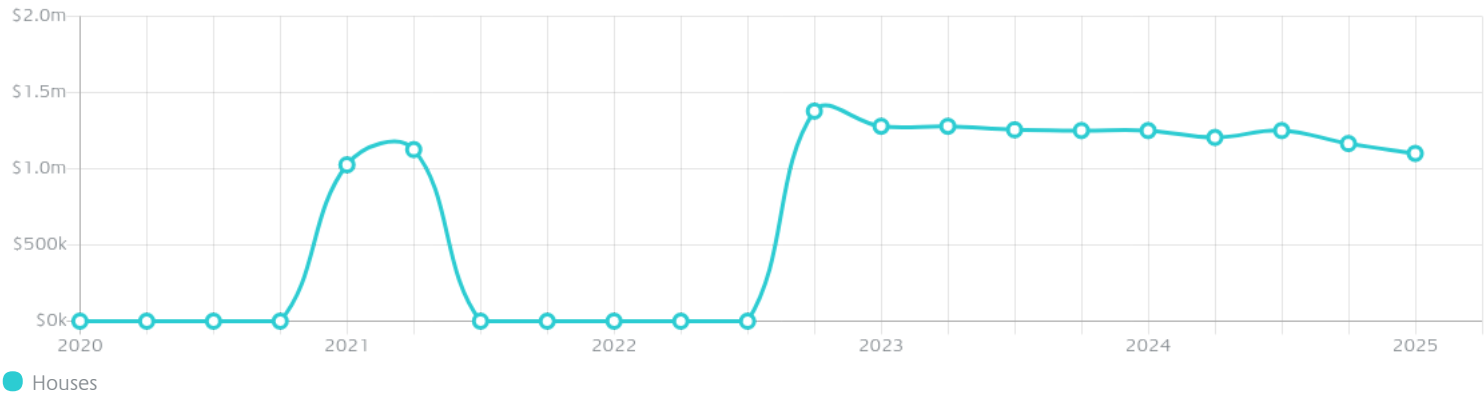
Median

\$1.10m

Quarterly Price Change


-5.57% ↓

Quarterly Price Change*



Surrounding Suburbs

Median House Sale Price*



Median Unit Sale Price*



Sales Snapshot

Sale Method^{*}



● Private 100%

Average Hold Period^{*}

13.4 years

Insights

Dwelling Type[^]



● Houses 97% ● Units 3%

Ownership[^]



● Owned Outright 47% ● Mortgaged 49% ● Rented 4%

Population[^]

2,073

Median Asking Rent per week^{*}

\$620

Population Growth[^]

1.62%

Rental Yield^{*}

3.35%

Median Age[^]













44 years

Median Household Size[^]



2.8 people

Sold Properties~

Discover a snapshot of the most recent results for this suburb, to view the full 12 months of sales history, please go to jellisraig.com.au/suburbinsights

| Address | Bedrooms | Type | Price | Sold |
|---|----------|-------|-------------|-------------|
|  117 Carrington St Macedon | 3 | House | \$700,000 | 30 May 2025 |
|  51 Smith St Macedon | 3 | House | \$660,000 | 17 Feb 2025 |
|  1a Brookes Cr Macedon | 4 | House | \$900,000 | 28 Jan 2025 |
|  18 Keating St Macedon | 2 | House | \$625,000 | 16 Jan 2025 |
|  64 Rowan Dr Macedon | 4 | House | \$1,090,000 | 11 Jan 2025 |
|  12 Brookes Cr Macedon | 3 | House | \$505,000 | 21 Dec 2024 |
|  467 Black Forest Dr Macedon | 2 | House | \$770,000 | 29 Nov 2024 |
|  23 Bruce St Macedon | 4 | House | \$1,275,000 | 20 Nov 2024 |
|  97 Carrington St Macedon | 4 | House | \$1,100,000 | 19 Nov 2024 |
|  27 Corks Rd Macedon | 3 | House | \$760,000 | 01 Oct 2024 |
|  12 Windsor St Macedon | 4 | House | \$1,425,000 | 30 Sep 2024 |
|  15 Scott St Macedon | 4 | House | \$1,165,000 | 16 Sep 2024 |

Sold Properties~

| Address | | Bedrooms | Type | Price | Sold |
|--|-----------------------------|----------|-------|-------------|-------------|
|  | 32 Hedderwick La MACEDON | 6 | House | \$2,450,000 | 03 Sep 2024 |
|  | 51 McBean Av MACEDON | 4 | House | \$1,600,000 | 12 Jul 2024 |



Woodend Office
91 High Street, Woodend
03 5427 2800

jelliscraig.com.au

Data is current as of PDF generation date 01/07/2025

* Updated Quarterly for the past 12 months

^ Updated daily for the past quarter

~ Updated daily: 33 recent results.

This publication contains data, analytics, statistics and other information supplied by PROPERTYDATAONLINE PTY LTD (PropertyData). The data provided in this publication is of a general nature and should not be construed as specific advice or relied upon in lieu of appropriate professional advice.

PropertyData relies upon data supplied by third parties and while the data is checked and reviewed, PropertyData does not warrant the accuracy or completeness of the information to the full extent permitted by the law and excludes all loss or damage howsoever arising (including through negligence) in connection with the data supplied by PropertyData. The State of Victoria owns the copyright in the Property Sales Data and reproduction of that data in any way without the consent of the State of Victoria will constitute a breach of the Copyright Act 1968 (cth). The State of Victoria does not warrant the accuracy or completeness of the Property Sales Data and any person using or relying upon such information does so on the basis that the State of Victoria accepts no responsibility or liability whatsoever for any errors, faults, defects or omissions in the information supplied.