

# *Suburb Report*

Know your neighbourhood.



# Property Prices

## Median House Price\*

Median

**\$1.19m**

Quarterly Price Change

**5.91% ↑**

## Median Unit Price\*

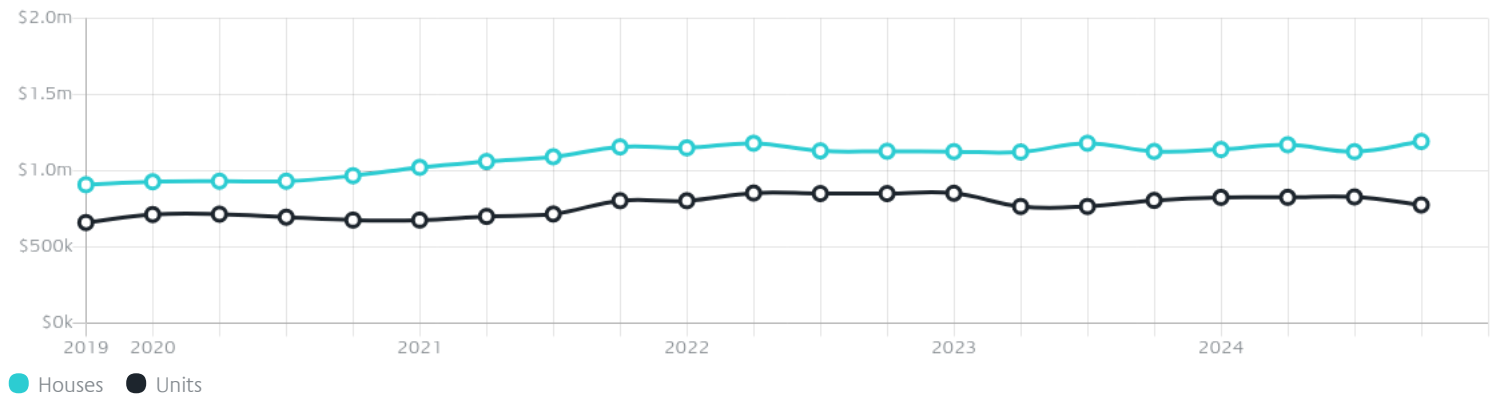
Median

**\$775k**

Quarterly Price Change

**-6.38% ↓**

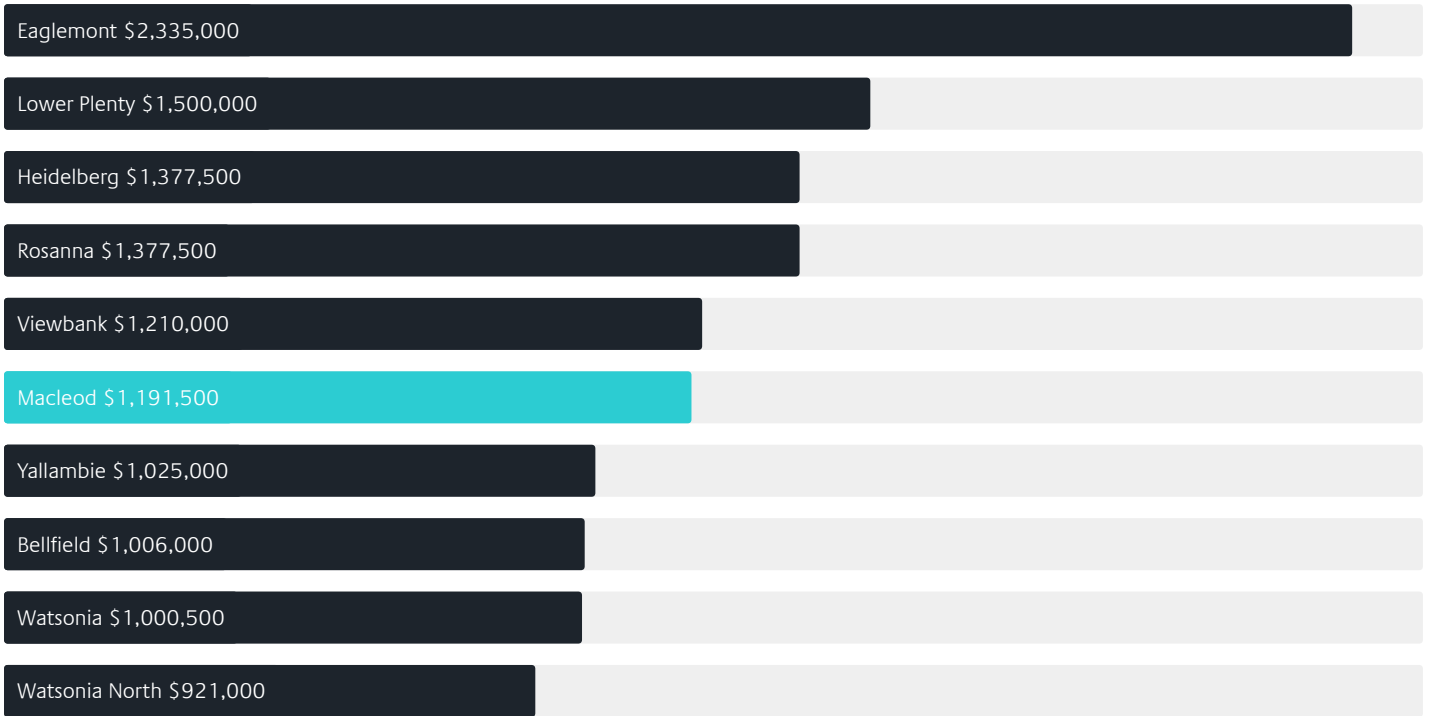
## Quarterly Price Change\*



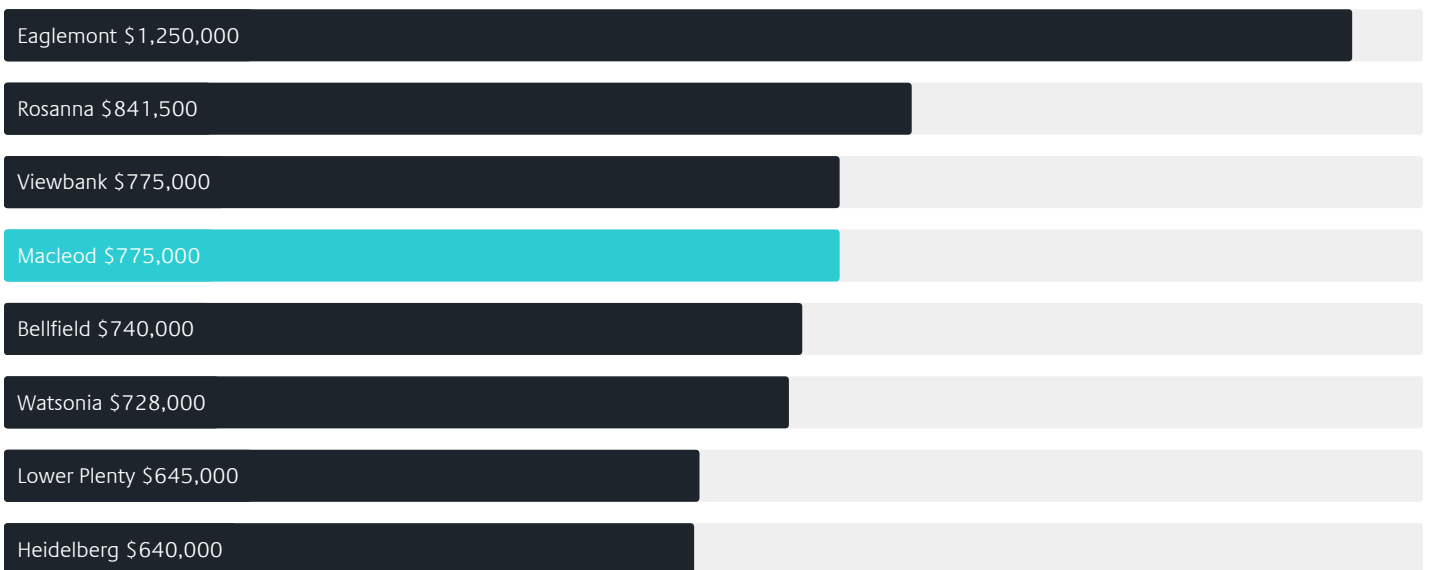
# Surrounding Suburbs

---

## Median House Sale Price\*



## Median Unit Sale Price\*



# Sales Snapshot

Sale Method<sup>\*</sup>



● Auction 44%  
● Private 56%

Auction Clearance Rate<sup>\*</sup>

75%

Median Days on Market<sup>^</sup>

34 days

Average Hold Period<sup>\*</sup>

7.5 years

# Insights

Dwelling Type<sup>^</sup>



● Houses 77% ● Units 23%

Ownership<sup>^</sup>



● Owned Outright 41% ● Mortgaged 40% ● Rented 20%

Population<sup>^</sup>

9,892

Median Asking Rent per week<sup>\*</sup>

\$580

Population Growth<sup>^</sup>

1.26%

Rental Yield<sup>\*</sup>

2.55%

Median Age<sup>^</sup>













41 years

Median Household Size<sup>^</sup>













2.5 people

# Sold Properties~

Discover a snapshot of the most recent results for this suburb, to view the full 12 months of sales history, please go to [jellisraig.com.au/suburbinsights](https://jellisraig.com.au/suburbinsights)













Address	Bedrooms	Type	Price	Sold
 1 / 14 Carwarp St Macleod	4	Townhouse	\$935,000	22 Jan 2025
 18 Broadford Cr Macleod	3	House	\$1,175,000	24 Dec 2024
 1 / 57 Joynt St Macleod	3	Unit	\$700,000	23 Dec 2024
 16 Macleod Pde Macleod	3	House	\$1,032,000	21 Dec 2024
 9 Omeara Pl Macleod	4	House	\$2,000,000	09 Dec 2024
 1 / 76 Somers Av Macleod	3	Unit	\$910,000	07 Dec 2024
 1 / 115 Wungan St Macleod	2	Unit	\$668,500	05 Dec 2024
 2 / 15 Carwarp St Macleod	3	House	\$779,000	02 Dec 2024
 24 Jacka St Macleod	5	House	\$1,482,000	30 Nov 2024
 47 May St Macleod	4	House	\$1,530,000	30 Nov 2024
 11 Harborne St Macleod	3	House	\$810,000	30 Nov 2024
 36 Highview Cr Macleod	3	House	\$1,190,000	30 Nov 2024

# Sold Properties~

Address	Bedrooms	Type	Price	Sold
 3/19 Edward St MACLEOD	2	Unit	\$625,000	29 Nov 2024
 13-15 Dwyer St Macleod	4	House	\$1,290,000	27 Nov 2024
 13 Dwyer St Macleod	4	House	\$1,290,000	27 Nov 2024
 3/6 Edward St Macleod	2	Townhouse	\$749,000	27 Nov 2024
 3/53 Stewart Tce Macleod	3	Unit	\$720,000	27 Nov 2024
 4/3-5 Wilmot St Macleod	2	Unit	\$650,000	26 Nov 2024
 2/11 Milton St Macleod	2	Unit	\$679,000	23 Nov 2024
 26 Ruthven St Macleod	4	House	\$1,225,000	22 Nov 2024
 31 Stewart Tce Macleod	2	Flat/Unit/Apartment	\$760,000	13 Nov 2024
 36 May St Macleod	3	House	\$1,193,000	09 Nov 2024
 121 Harborne St Macleod	3	House	\$810,000	09 Nov 2024
 15 Argyle St Macleod	3	House	\$1,030,000	04 Nov 2024



# Sold Properties~

Address	Bedrooms	Type	Price	Sold
 3 Ayr St Macleod	2	House	\$800,000	26 Oct 2024
 2 Hinkler Av Macleod	4	House	\$1,300,000	26 Oct 2024
 15 Moorwatha St MACLEOD	4	House	\$1,821,000	25 Oct 2024
 13/19 Coolidge Wynd MACLEOD	3	Townhouse	\$1,065,000	24 Oct 2024
 3/18 Aberdeen Rd Macleod	2	Townhouse	\$595,000	23 Oct 2024
 171 Somers Av Macleod	3	House	\$1,160,000	21 Oct 2024
 13 Graham Ct Macleod	3	House	\$850,000	21 Oct 2024
 19 Heritage Ct Macleod	4	House	\$1,674,000	19 Oct 2024
 28 Joynt St Macleod	3	House	\$1,366,000	19 Oct 2024
 2/40 Springthorpe Blvd Macleod	2	Apartment	\$685,000	17 Oct 2024
 31a Stewart Tce Macleod	2	Unit	\$760,000	15 Oct 2024
 2/14 Munro St MACLEOD	3	Unit	\$790,000	05 Oct 2024



Rosanna Office  
114 Lower Plenty Road, Rosanna  
03 9459 8111

[jellisraig.com.au](http://jellisraig.com.au)

Data is current as of PDF generation date 01/02/2025

\* Updated Quarterly for the past 12 months

^ Updated daily for the past quarter

~ Updated daily: 33 recent results.

This publication contains data, analytics, statistics and other information supplied by PROPERTYDATAONLINE PTY LTD (PropertyData). The data provided in this publication is of a general nature and should not be construed as specific advice or relied upon in lieu of appropriate professional advice.

PropertyData relies upon data supplied by third parties and while the data is checked and reviewed, PropertyData does not warrant the accuracy or completeness of the information to the full extent permitted by the law and excludes all loss or damage howsoever arising (including through negligence) in connection with the data supplied by PropertyData. The State of Victoria owns the copyright in the Property Sales Data and reproduction of that data in any way without the consent of the State of Victoria will constitute a breach of the Copyright Act 1968 (cth). The State of Victoria does not warrant the accuracy or completeness of the Property Sales Data and any person using or relying upon such information does so on the basis that the State of Victoria accepts no responsibility or liability whatsoever for any errors, faults, defects or omissions in the information supplied.