

Suburb Report

Know your neighbourhood.



Property Prices

Median House Price*

Median

\$870k

Quarterly Price Change

2.32% ↑

Median Unit Price*

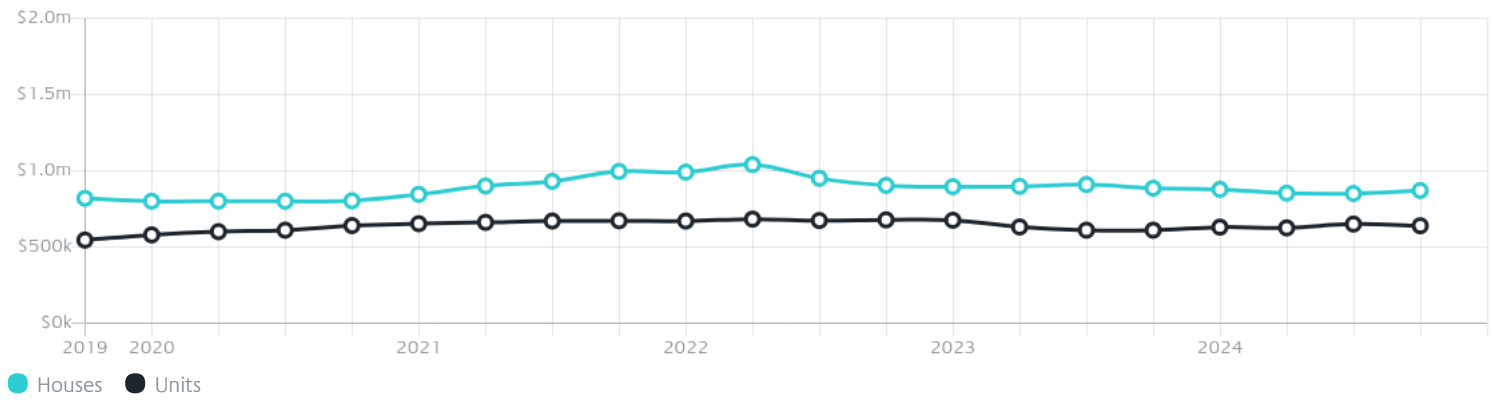
Median

\$639k

Quarterly Price Change

-1.69% ↓

Quarterly Price Change*




Surrounding Suburbs

Median House Sale Price*



Median Unit Sale Price*



Sales Snapshot

Sale Method^{*}



● Auction 35%
● Private 65%

Auction Clearance Rate^{*}

86.67%

Median Days on Market[^]

65 days

Average Hold Period^{*}

6.4 years

Insights

Dwelling Type[^]



● Houses 47% ● Units 53%

Ownership[^]



● Owned Outright 23% ● Mortgaged 37% ● Rented 40%

Population[^]

9,389

Median Asking Rent per week^{*}

\$580

Population Growth[^]

3.95%

Rental Yield^{*}

3.32%

Median Age[^]













34 years

Median Household Size[^]













2.5 people

Sold Properties~













Discover a snapshot of the most recent results for this suburb, to view the full 12 months of sales history, please go to jellisraig.com.au/suburbinsights

Address	Bedrooms	Type	Price	Sold
 1/29 Yardley St Maidstone	2	Townhouse	\$730,000	28 Feb 2025
 13 Inkerman St Maidstone	1	House	\$880,000	22 Feb 2025
 2/19 Marsh St Maidstone	2	House	\$790,000	22 Feb 2025
 39b Omar St Maidstone	4	Townhouse	\$1,020,000	21 Feb 2025
 77 Norfolk St MAIDSTONE	3	House	\$773,000	21 Feb 2025
 19 Commercial St Maidstone	2	House	\$1,015,000	14 Feb 2025
 1/13 Radio St Maidstone	2	Townhouse	\$681,000	08 Feb 2025
 2/18 Omar St Maidstone	3	Townhouse	\$787,000	04 Feb 2025
 3 Harry St MAIDSTONE	5	Unit	\$1,820,000	04 Feb 2025
 178 Mitchell St Maidstone	2	House	\$720,000	03 Feb 2025
 47 Ulmara Pwy Maidstone	3	Unit	\$630,000	29 Jan 2025
 19/46 Eucalyptus Dr Maidstone	2	Apartment	\$425,000	21 Jan 2025

Sold Properties~

Address	Bedrooms	Type	Price	Sold
 10/41 Thomson St Maidstone	2	Townhouse	\$650,000	20 Jan 2025
 45/46 Eucalyptus Dr Maidstone	2	Apartment	\$395,000	14 Jan 2025
 13b Studley St Maidstone	2	Townhouse	\$580,000	11 Jan 2025
 58 Richelieu St Maidstone	3	House	\$700,000	09 Jan 2025
 2/22 Omar St Maidstone	3	Unit	\$710,000	06 Jan 2025
 12/9 Churchill Av Maidstone	2	Apartment	\$326,000	23 Dec 2024
 4/30 Curtin St Maidstone	3	House	\$740,000	23 Dec 2024
 3/30 Curtin St Maidstone	2	House	\$620,000	23 Dec 2024
 2/30 Curtin St Maidstone	2	House	\$640,000	23 Dec 2024
 1/30 Curtin St Maidstone	3	House	\$760,000	23 Dec 2024
 1 Spurling St Maidstone	3	Townhouse	\$720,000	20 Dec 2024
 4/9 Churchill Av Maidstone	2	Apartment	\$325,000	20 Dec 2024

Sold Properties~

Address	Bedrooms	Type	Price	Sold
 23 Clarendon St Maidstone	3	Townhouse	\$755,000	20 Dec 2024
 7 Mandrel St Maidstone	3	Townhouse	\$600,000	14 Dec 2024
 47 Yardley St Maidstone	2	Townhouse	\$610,000	12 Dec 2024
 9b Omar St Maidstone	3	House	\$849,000	12 Dec 2024
 3/170 Mitchell St Maidstone	4	Flat/Unit/Apartment	\$780,000	11 Dec 2024
 1/77 Ballarat Rd MAIDSTONE	3	House	\$695,000	09 Dec 2024
 5 Coleman Ct Maidstone	3	House	\$1,125,000	07 Dec 2024
 16 Studley St Maidstone	3	House	\$855,000	07 Dec 2024
 1/68 Richelieu St Maidstone	3	House	\$925,000	01 Dec 2024
 14 Howard St Maidstone	4	House	\$795,000	30 Nov 2024
 2/6 Bernard St Maidstone	2	Strata Unit/Flat	\$570,000	27 Nov 2024
 2/35 Omar St Maidstone	2	Townhouse	\$620,000	26 Nov 2024

Jellis Craig

Kensington Office
291 Racecourse Road, Kensington
03 8378 0500

jelliscraig.com.au

Data is current as of PDF generation date 01/03/2025

* Updated Quarterly for the past 12 months

^ Updated daily for the past quarter

~ Updated daily: 33 recent results.

This publication contains data, analytics, statistics and other information supplied by PROPERTYDATAONLINE PTY LTD (PropertyData). The data provided in this publication is of a general nature and should not be construed as specific advice or relied upon in lieu of appropriate professional advice.

PropertyData relies upon data supplied by third parties and while the data is checked and reviewed, PropertyData does not warrant the accuracy or completeness of the information to the full extent permitted by the law and excludes all loss or damage howsoever arising (including through negligence) in connection with the data supplied by PropertyData. The State of Victoria owns the copyright in the Property Sales Data and reproduction of that data in any way without the consent of the State of Victoria will constitute a breach of the Copyright Act 1968 (cth). The State of Victoria does not warrant the accuracy or completeness of the Property Sales Data and any person using or relying upon such information does so on the basis that the State of Victoria accepts no responsibility or liability whatsoever for any errors, faults, defects or omissions in the information supplied.