

Suburb Report

Know your neighbourhood.



Property Prices

Median House Price*

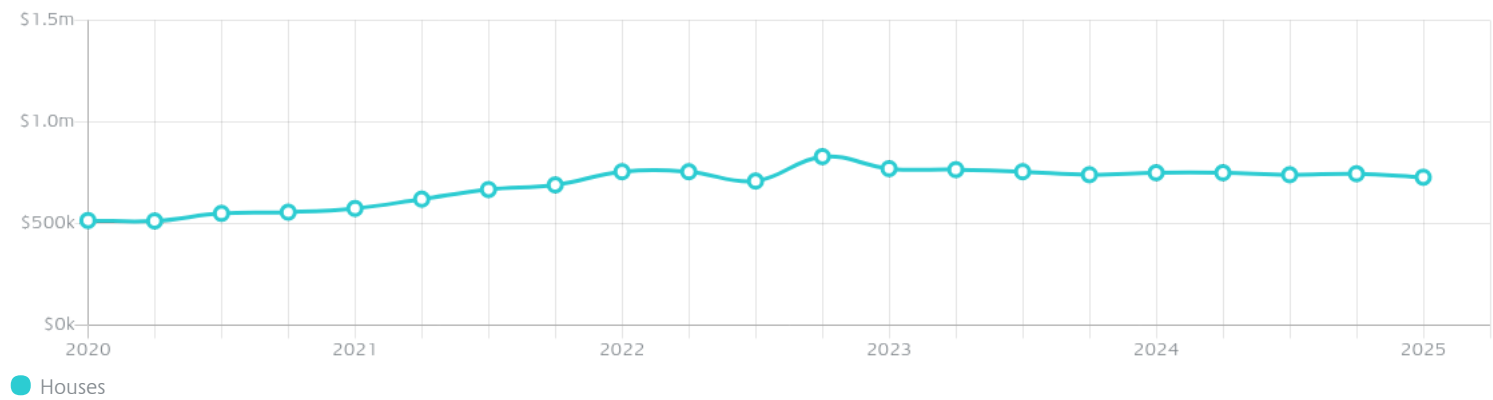
Median

\$728k

Quarterly Price Change

-2.34% ↓

Quarterly Price Change*



Surrounding Suburbs

Median House Sale Price*



Sales Snapshot

Sale Method^{*}



● Private 100%

Median Days on Market[^]

253 days

Average Hold Period^{*}

5.0 years

Insights

Dwelling Type[^]



● Houses 98% ● Units 2%

Ownership[^]



● Owned Outright 61% ● Mortgaged 35% ● Rented 5%

Population[^]

1,665

Median Asking Rent per week^{*}

\$400

Population Growth[^]

10.05%

Rental Yield^{*}

2.82%

Median Age[^]













60 years

Median Household Size[^]













1.9 people

Sold Properties~










Discover a snapshot of the most recent results for this suburb, to view the full 12 months of sales history, please go to jellisraig.com.au/suburbinsights

Address	Bedrooms	Type	Price	Sold
 19 Polsue St Maldon	3	House	\$595,000	17 Jun 2025
 4 Morris St MALDON	2	House	\$535,000	12 Jun 2025
 129 High St Maldon	3	House	\$745,000	23 May 2025
 80 Parkins Reef Rd Maldon	4	House	\$760,000	22 May 2025
 79c High St Maldon	2	House	\$520,000	08 May 2025
 57 Templeton St Maldon	3	House	\$600,000	09 Apr 2025
 11 Parkins Reef Rd Maldon	3	House	\$739,000	03 Apr 2025
 11 Polsue St Maldon	3	House	\$678,000	31 Mar 2025
 2b Stump St Maldon	4	House	\$1,386,000	31 Mar 2025
 39a Franklin St Maldon	2	House	\$605,000	26 Mar 2025
 157 High St Maldon	2	House	\$689,000	27 Feb 2025
 23 Rows Rd Maldon	3	House	\$900,000	19 Feb 2025

Sold Properties~

Address	Bedrooms	Type	Price	Sold
 50 Adair St Maldon	3	House	\$930,000	11 Feb 2025
 36 Castlemaine Rd Maldon	3	House	\$715,000	05 Feb 2025
 10 Adair St Maldon	3	House	\$690,000	30 Jan 2025
 5 Hospital St Maldon	3	House	\$770,000	24 Jan 2025
 170 Boundary Rd Maldon	3	House	\$965,000	15 Jan 2025
 582 Bendigo maldon Rd Maldon	3	House	\$630,000	06 Jan 2025
 47b Church St Maldon	4	House	\$825,000	21 Dec 2024
 28 Franklin St Maldon	3	House	\$910,000	19 Dec 2024
 119 High St Maldon	1	House	\$395,000	09 Dec 2024
 36a Hornsby St Maldon	3	House	\$830,000	28 Nov 2024
 78 High St Maldon	3	House	\$895,000	20 Nov 2024
 117 High St Maldon	2	House	\$710,000	18 Nov 2024

Sold Properties~

Address	Bedrooms	Type	Price	Sold
 92 High St Maldon	2	House	\$460,000	14 Nov 2024
 11 Sailors Reef La MALDON	3	House	\$962,500	02 Nov 2024
 38 Templeton St Maldon	3	House	\$875,000	21 Oct 2024
 32 Morris St MALDON	3	House	\$412,500	07 Oct 2024
 30 Adair St MALDON	3	House	\$675,000	07 Oct 2024
 17 Lisle Gully Rd Maldon	4	House	\$1,300,000	03 Sep 2024
 61 Main St Maldon	2	House	\$725,000	06 Aug 2024
 38 Franklin St MALDON	3	House	\$685,000	19 Jul 2024
 21 Newstead Rd Maldon	3	House	\$640,000	12 Jul 2024



jelliscraig.com.au

Data is current as of PDF generation date 01/07/2025

* Updated Quarterly for the past 12 months

^ Updated daily for the past quarter

~ Updated daily: 33 recent results.

This publication contains data, analytics, statistics and other information supplied by PROPERTYDATAONLINE PTY LTD (PropertyData). The data provided in this publication is of a general nature and should not be construed as specific advice or relied upon in lieu of appropriate professional advice.

PropertyData relies upon data supplied by third parties and while the data is checked and reviewed, PropertyData does not warrant the accuracy or completeness of the information to the full extent permitted by the law and excludes all loss or damage howsoever arising (including through negligence) in connection with the data supplied by PropertyData. The State of Victoria owns the copyright in the Property Sales Data and reproduction of that data in any way without the consent of the State of Victoria will constitute a breach of the Copyright Act 1968 (cth). The State of Victoria does not warrant the accuracy or completeness of the Property Sales Data and any person using or relying upon such information does so on the basis that the State of Victoria accepts no responsibility or liability whatsoever for any errors, faults, defects or omissions in the information supplied.