

# *Suburb Report*

Know your neighbourhood.



# Property Prices

## Median House Price\*

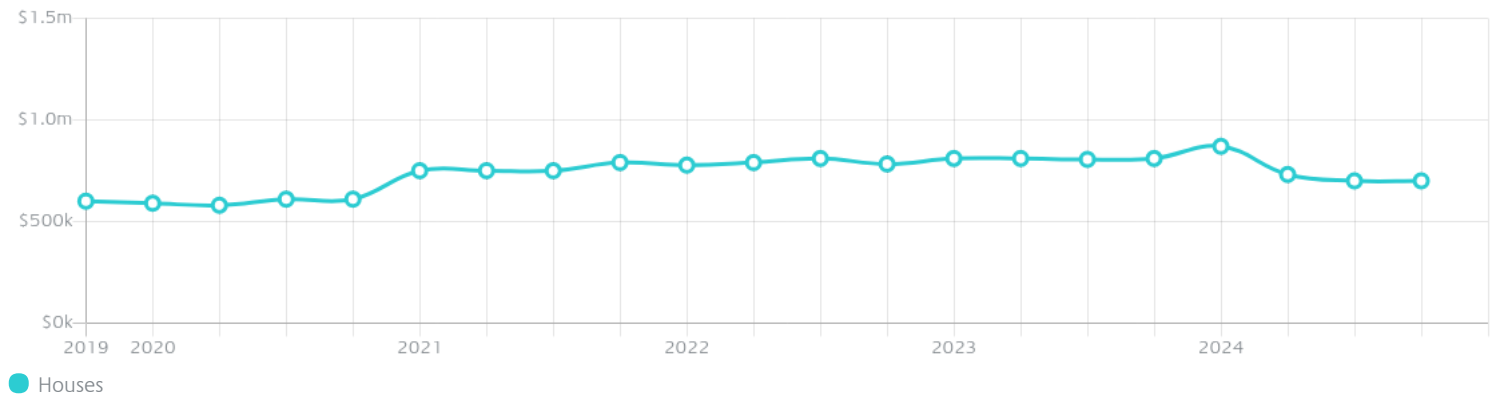
Median

**\$700k**

Quarterly Price Change

**0.00% ↓**

## Quarterly Price Change\*



# Surrounding Suburbs

---

## Median House Sale Price\*



# Sales Snapshot

---

Average Hold Period\*

**6.6 years**

---

## Insights

---

Dwelling Type<sup>^</sup>



● Houses 100% ● Units 0%

Ownership<sup>^</sup>



● Owned Outright 42% ● Mortgaged 52% ● Rented 7%

Population<sup>^</sup>

**905**

---

Median Asking Rent per week\*

**\$600**

---

Population Growth<sup>^</sup>

**8.90%**

---

Rental Yield\*

**3.35%**

---

Median Age<sup>^</sup>

**45 years**

---













Median Household Size<sup>^</sup>

**2.4 people**

---






# Sold Properties~

Discover a snapshot of the most recent results for this suburb, to view the full 12 months of sales history, please go to [jellisraig.com.au/suburbinsights](https://jellisraig.com.au/suburbinsights)

Address	Bedrooms	Type	Price	Sold
 6 Barker St Malmsbury	4	House	\$920,000	17 Dec 2024
 24 Drake St Malmsbury	2	House	\$553,500	20 Nov 2024
 52 Mitchell St Malmsbury	4	House	\$995,000	31 Oct 2024
 2613 Daylesford Rd Malmsbury	3	House	\$660,000	03 Sep 2024
 41 Mccrane St Malmsbury	4	House	\$775,000	03 Sep 2024
 27 Urquhart St Malmsbury	4	House	\$1,150,000	26 Jul 2024
 113 Mollison St Malmsbury	2	House	\$590,000	22 Jul 2024
 5 Bennett St Malmsbury	3	House	\$870,000	15 Jul 2024
 21 Sullivan St MALMSBURY	3	House	\$600,000	26 Jun 2024
 39 Cameron St Malmsbury	2	House	\$560,000	19 Jun 2024
 16 Urquhart St Malmsbury	3	House	\$661,000	29 May 2024
 23 Lasslett St Malmsbury	3	House	\$1,120,000	28 May 2024

# Sold Properties~

---

Address	Bedrooms	Type	Price	Sold
 33 Clowes St Malmsbury	3	House	\$1,600,000	16 May 2024
 16 Hunter St Malmsbury	5	House	\$1,128,000	08 May 2024
 117 Mollison St Malmsbury	3	House	\$650,000	04 Apr 2024
 17 Campbell St Malmsbury	3	House	\$700,000	04 Apr 2024
 142 Mollison St Malmsbury	3	House	\$550,000	03 Apr 2024



[jelliscraig.com.au](http://jelliscraig.com.au)

Data is current as of PDF generation date 01/04/2025

\* Updated Quarterly for the past 12 months

^ Updated daily for the past quarter

~ Updated daily: 33 recent results.

This publication contains data, analytics, statistics and other information supplied by PROPERTYDATAONLINE PTY LTD (PropertyData). The data provided in this publication is of a general nature and should not be construed as specific advice or relied upon in lieu of appropriate professional advice.

PropertyData relies upon data supplied by third parties and while the data is checked and reviewed, PropertyData does not warrant the accuracy or completeness of the information to the full extent permitted by the law and excludes all loss or damage howsoever arising (including through negligence) in connection with the data supplied by PropertyData. The State of Victoria owns the copyright in the Property Sales Data and reproduction of that data in any way without the consent of the State of Victoria will constitute a breach of the Copyright Act 1968 (cth). The State of Victoria does not warrant the accuracy or completeness of the Property Sales Data and any person using or relying upon such information does so on the basis that the State of Victoria accepts no responsibility or liability whatsoever for any errors, faults, defects or omissions in the information supplied.