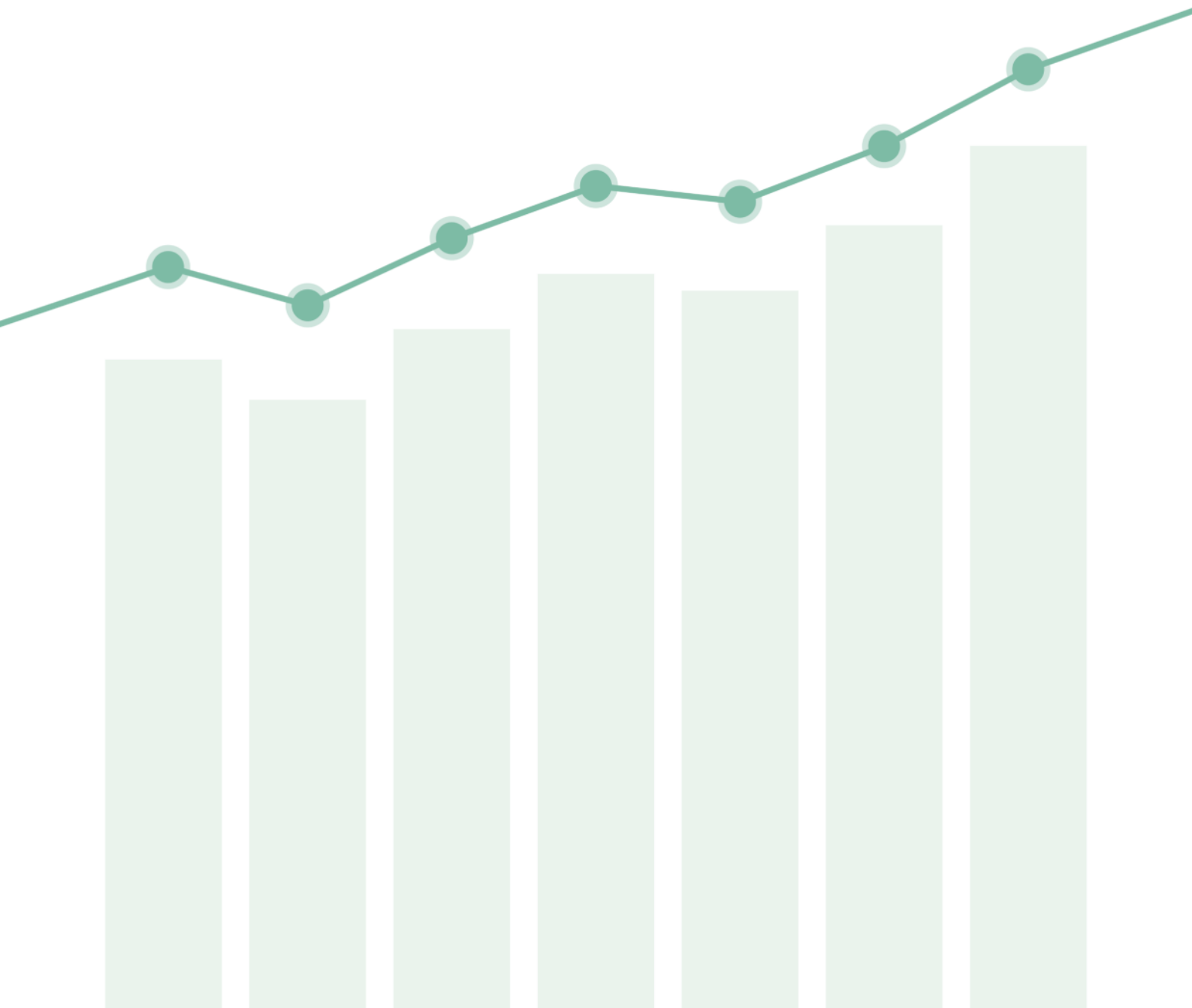


# JellisCraig

MALMSBURY

# Suburb Report

Know your neighbourhood.



MALMSBURY SUBURB REPORT

Median House Price\*

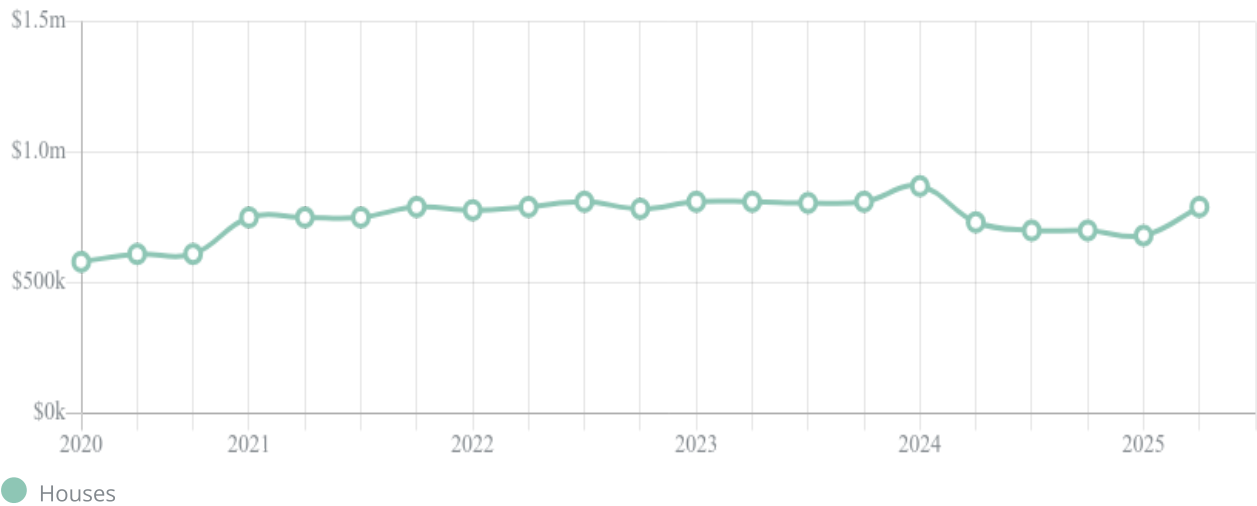
Median

\$790k

Quarterly Price Change

16.09% ↑

Quarterly Price Change\*





## MALMSBURY SUBURB REPORT

### Median House Sale Price\*





MALMSBURY SUBURB REPORT

Sale Method\*



● Private 100%

Median Days on Market^  
38 days

Average Hold Period\*  
6.6 years

Dwelling Type^



● Houses 100% ● Units 0%

Ownership^



● Owned Outright 42% ● Mortgaged 52% ● Rented 7%

Population^  
905

Median Asking Rent per week\*  
\$625

Population Growth^  
8.90%

Rental Yield\*  
3.35%











Median Age^  
45 years

Median Household Size^



MALMSBURY SUBURB REPORT



Discover a snapshot of the most recent results for this suburb, to view the full 12 months of sales history, please go to [jelliscraig.com.au/suburbinsights](https://jelliscraig.com.au/suburbinsights)

Address	Bedrooms	Type	Price	Sold
 <div>71 Bever St Malmsbury</div>	4	House	\$930,000	07 Jul 2025
 <div>5 Sullivan St Malmsbury</div>	4	House	\$705,000	16 Jun 2025
 <div>21 Campbell St Malmsbury</div>	2	House	\$690,000	13 Jun 2025
 <div>13 Walsh St Malmsbury</div>	3	House	\$730,000	08 May 2025
 <div>5 Tucker St Malmsbury</div>	4	House	\$850,000	11 Apr 2025
 <div>19 Sullivan St MALMSBURY</div>	3	House	\$610,000	02 Apr 2025
 <div>109 Mollison St Malmsbury</div>	10	House	\$920,000	17 Feb 2025
 <div>6 Barker St Malmsbury</div>	4	House	\$920,000	17 Dec 2024
 <div>24 Drake St Malmsbury</div>	2	House	\$553,500	20 Nov 2024
 <div>52 Mitchell St Malmsbury</div>	4	House	\$995,000	31 Oct 2024





MALMSBURY SUBURB REPORT

Address	Bedrooms	Type	Price	Sold
 2613 Daylesford Rd Malmsbury	3	House	\$660,000	03 Sep 2024
 41 Mccrane St Malmsbury	4	House	\$775,000	03 Sep 2024





[jellisraig.com.au](http://jellisraig.com.au)

Data is current as of PDF generation date 01/08/2025

\* Updated Quarterly for the past 12 months

^ Updated daily for the past quarter

~ Updated daily: 33 recent results.

This publication contains data, analytics, statistics and other information supplied by PROPERTYDATAONLINE PTY LTD (PropertyData). The data provided in this publication is of a general nature and should not be construed as specific advice or relied upon in lieu of appropriate professional advice.

PropertyData relies upon data supplied by third parties and while the data is checked and reviewed, PropertyData does not warrant the accuracy or completeness of the information to the full extent permitted by the law and excludes all loss or damage howsoever arising (including through negligence) in connection with the data supplied by PropertyData. The State of Victoria owns the copyright in the Property Sales Data and reproduction of that data in any way without the consent of the State of Victoria will constitute a breach of the Copyright Act 1968 (cth). The State of Victoria does not warrant the accuracy or completeness of the Property Sales Data and any person using or relying upon such information does so on the basis that the State of Victoria accepts no responsibility or liability whatsoever for any errors, faults, defects or omissions in the information supplied.

