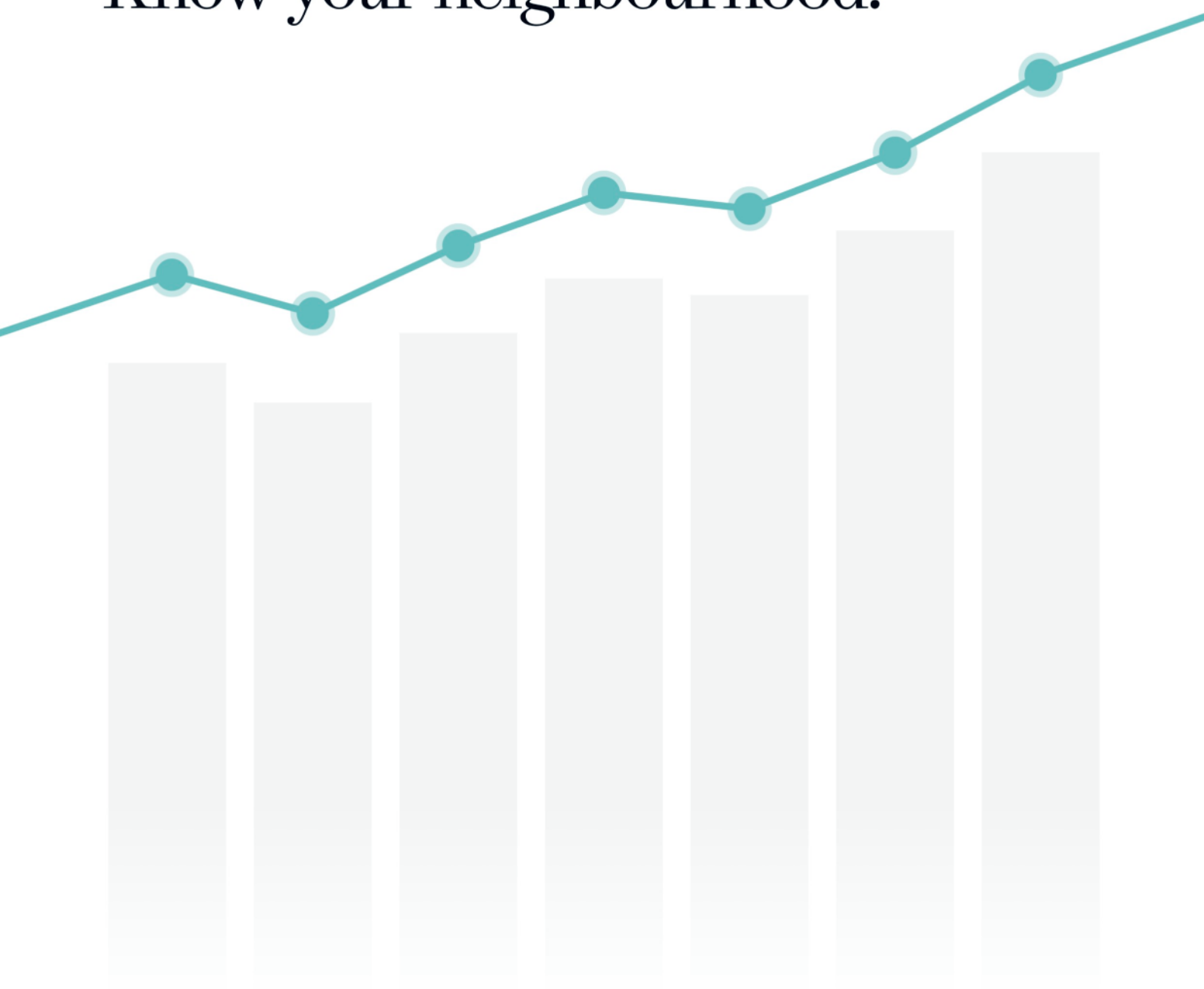


Suburb Report

Know your neighbourhood.



Property Prices

Median House Price*

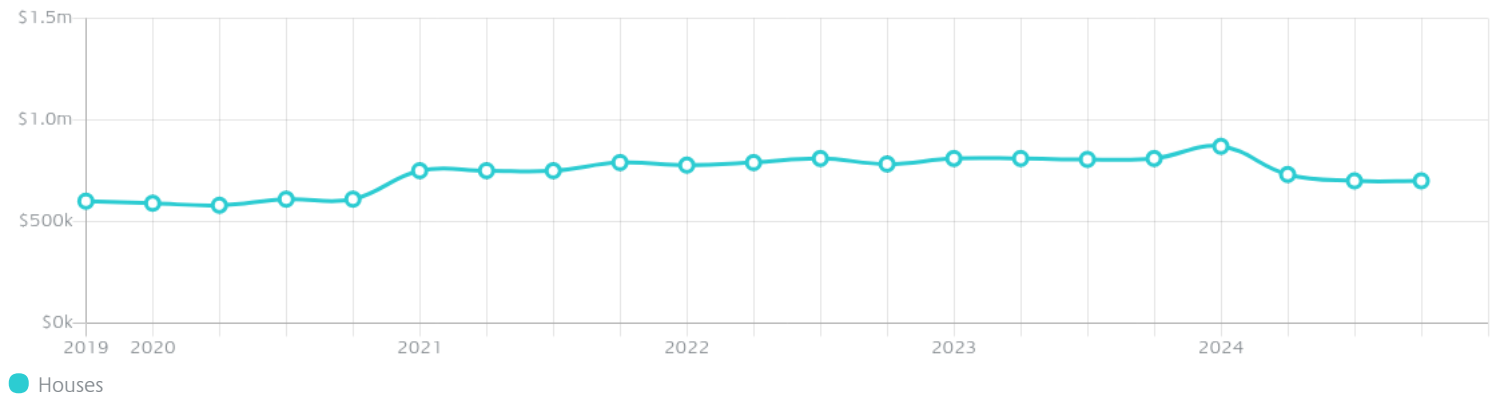
Median

\$700k

Quarterly Price Change

0.00% ↓

Quarterly Price Change*



Surrounding Suburbs

Median House Sale Price*



Sales Snapshot

Sale Method^{*}



● Private 100%

Average Hold Period^{*}

6.6 years

Insights

Dwelling Type[^]



● Houses 100% ● Units 0%

Ownership[^]



● Owned Outright 42% ● Mortgaged 52% ● Rented 7%

Population[^]

905

Median Asking Rent per week^{*}

\$600

Population Growth[^]

8.90%

Rental Yield^{*}

3.35%

Median Age[^]













45 years

Median Household Size[^]






2.4 people

Sold Properties~

Discover a snapshot of the most recent results for this suburb, to view the full 12 months of sales history, please go to jellisraig.com.au/suburbinsights

| Address | Bedrooms | Type | Price | Sold |
|--|----------|-------|-------------|-------------|
|  6 Barker St Malmsbury | 4 | House | \$920,000 | 17 Dec 2024 |
|  24 Drake St Malmsbury | 2 | House | \$553,500 | 20 Nov 2024 |
|  52 Mitchell St Malmsbury | 4 | House | \$995,000 | 31 Oct 2024 |
|  2613 Daylesford Rd Malmsbury | 3 | House | \$660,000 | 03 Sep 2024 |
|  41 Mccrane St Malmsbury | 4 | House | \$775,000 | 03 Sep 2024 |
|  27 Urquhart St Malmsbury | 4 | House | \$1,150,000 | 26 Jul 2024 |
|  113 Mollison St Malmsbury | 2 | House | \$590,000 | 22 Jul 2024 |
|  5 Bennett St Malmsbury | 3 | House | \$870,000 | 15 Jul 2024 |
|  21 Sullivan St MALMSBURY | 3 | House | \$600,000 | 26 Jun 2024 |
|  39 Cameron St Malmsbury | 2 | House | \$560,000 | 19 Jun 2024 |
|  16 Urquhart St Malmsbury | 3 | House | \$661,000 | 29 May 2024 |
|  23 Lasslett St Malmsbury | 3 | House | \$1,120,000 | 28 May 2024 |

Sold Properties~

| Address | Bedrooms | Type | Price | Sold |
|--|----------|-------|-------------|-------------|
|  33 Clowes St Malmsbury | 3 | House | \$1,600,000 | 16 May 2024 |
|  16 Hunter St Malmsbury | 5 | House | \$1,128,000 | 08 May 2024 |
|  117 Mollison St Malmsbury | 3 | House | \$650,000 | 04 Apr 2024 |
|  17 Campbell St Malmsbury | 3 | House | \$700,000 | 04 Apr 2024 |
|  142 Mollison St Malmsbury | 3 | House | \$550,000 | 03 Apr 2024 |



jelliscraig.com.au

Data is current as of PDF generation date 01/03/2025

* Updated Quarterly for the past 12 months

^ Updated daily for the past quarter

~ Updated daily: 33 recent results.

This publication contains data, analytics, statistics and other information supplied by PROPERTYDATAONLINE PTY LTD (PropertyData). The data provided in this publication is of a general nature and should not be construed as specific advice or relied upon in lieu of appropriate professional advice.

PropertyData relies upon data supplied by third parties and while the data is checked and reviewed, PropertyData does not warrant the accuracy or completeness of the information to the full extent permitted by the law and excludes all loss or damage howsoever arising (including through negligence) in connection with the data supplied by PropertyData. The State of Victoria owns the copyright in the Property Sales Data and reproduction of that data in any way without the consent of the State of Victoria will constitute a breach of the Copyright Act 1968 (cth). The State of Victoria does not warrant the accuracy or completeness of the Property Sales Data and any person using or relying upon such information does so on the basis that the State of Victoria accepts no responsibility or liability whatsoever for any errors, faults, defects or omissions in the information supplied.