

## *Suburb Report*

Know your neighbourhood.



# Property Prices

## Median House Price\*

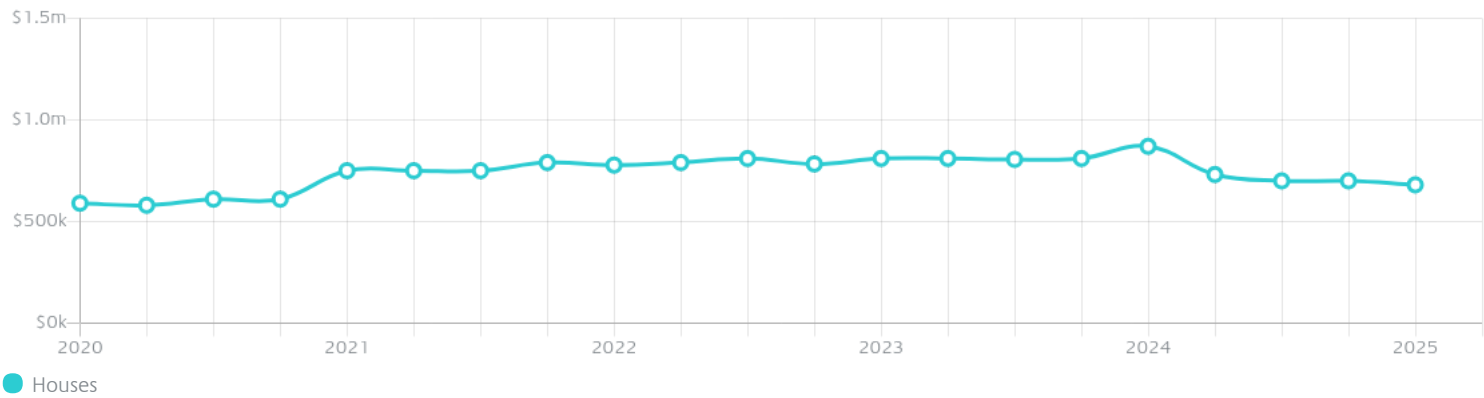
Median

\$681k

Quarterly Price Change

-2.78% ↓

## Quarterly Price Change\*



# Surrounding Suburbs

---

## Median House Sale Price\*



# Sales Snapshot

Sale Method<sup>\*</sup>



● Private 100%

Average Hold Period<sup>\*</sup>

6.6 years

# Insights

Dwelling Type<sup>^</sup>



● Houses 100% ● Units 0%

Ownership<sup>^</sup>



● Owned Outright 42% ● Mortgaged 52% ● Rented 7%

Population<sup>^</sup>

905

Median Asking Rent per week<sup>\*</sup>

\$620

Population Growth<sup>^</sup>

8.90%

Rental Yield<sup>\*</sup>

3.35%

Median Age<sup>^</sup>













45 years

Median Household Size<sup>^</sup>






2.4 people

# Sold Properties~

Discover a snapshot of the most recent results for this suburb, to view the full 12 months of sales history, please go to [jellisraig.com.au/suburbinsights](https://jellisraig.com.au/suburbinsights)

Address	Bedrooms	Type	Price	Sold
 5 Tucker St Malmsbury	4	House	\$850,000	11 Apr 2025
 19 Sullivan St MALMSBURY	3	House	\$610,000	02 Apr 2025
 109 Mollison St Malmsbury	10	House	\$920,000	17 Feb 2025
 6 Barker St Malmsbury	4	House	\$920,000	17 Dec 2024
 24 Drake St Malmsbury	2	House	\$553,500	20 Nov 2024
 52 Mitchell St Malmsbury	4	House	\$995,000	31 Oct 2024
 2613 Daylesford Rd Malmsbury	3	House	\$660,000	03 Sep 2024
 41 Mccrane St Malmsbury	4	House	\$775,000	03 Sep 2024
 27 Urquhart St Malmsbury	4	House	\$1,150,000	26 Jul 2024
 113 Mollison St Malmsbury	2	House	\$590,000	22 Jul 2024
 5 Bennett St Malmsbury	3	House	\$870,000	15 Jul 2024
 21 Sullivan St MALMSBURY	3	House	\$600,000	26 Jun 2024

# Sold Properties~

Address		Bedrooms	Type	Price	Sold
	39 Cameron St Malmsbury	2	House	\$560,000	19 Jun 2024
	16 Urquhart St Malmsbury	3	House	\$661,000	29 May 2024
	23 Lasslett St Malmsbury	3	House	\$1,120,000	28 May 2024
	33 Clowes St Malmsbury	3	House	\$1,600,000	16 May 2024
	16 Hunter St Malmsbury	5	House	\$1,128,000	08 May 2024



[jelliscraig.com.au](https://jelliscraig.com.au)

Data is current as of PDF generation date 01/05/2025

\* Updated Quarterly for the past 12 months

^ Updated daily for the past quarter

~ Updated daily: 33 recent results.

This publication contains data, analytics, statistics and other information supplied by PROPERTYDATAONLINE PTY LTD (PropertyData). The data provided in this publication is of a general nature and should not be construed as specific advice or relied upon in lieu of appropriate professional advice.

PropertyData relies upon data supplied by third parties and while the data is checked and reviewed, PropertyData does not warrant the accuracy or completeness of the information to the full extent permitted by the law and excludes all loss or damage howsoever arising (including through negligence) in connection with the data supplied by PropertyData. The State of Victoria owns the copyright in the Property Sales Data and reproduction of that data in any way without the consent of the State of Victoria will constitute a breach of the Copyright Act 1968 (cth). The State of Victoria does not warrant the accuracy or completeness of the Property Sales Data and any person using or relying upon such information does so on the basis that the State of Victoria accepts no responsibility or liability whatsoever for any errors, faults, defects or omissions in the information supplied.