

Suburb Report

Know your neighbourhood.



Property Prices

Median House Price*

Median

\$2.02m

Quarterly Price Change

-1.86% ↓

Median Unit Price*

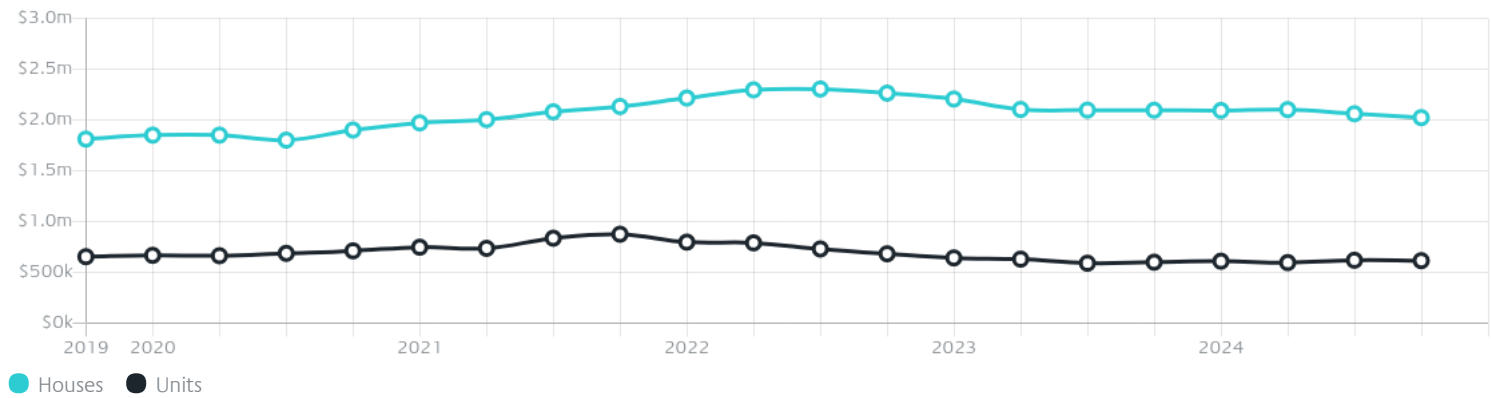
Median

\$615k

Quarterly Price Change

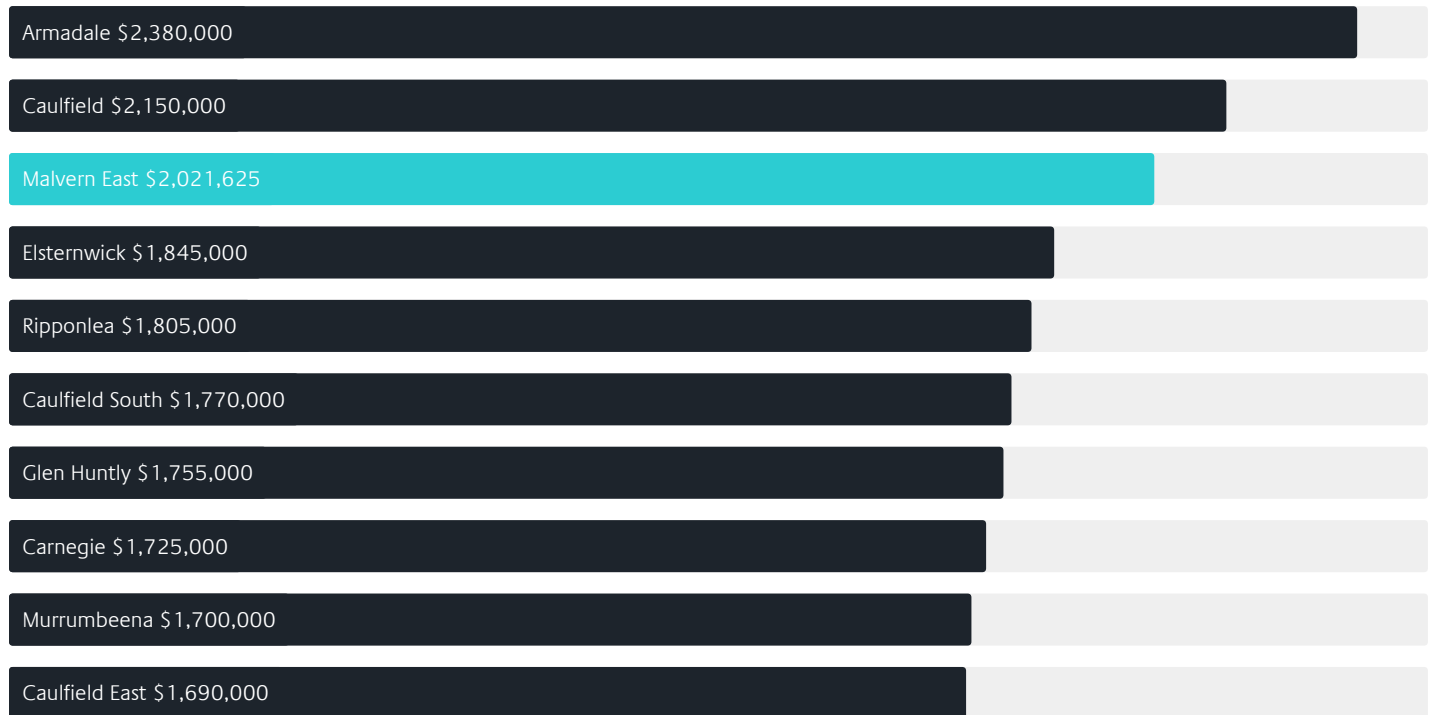
-0.64% ↓

Quarterly Price Change*

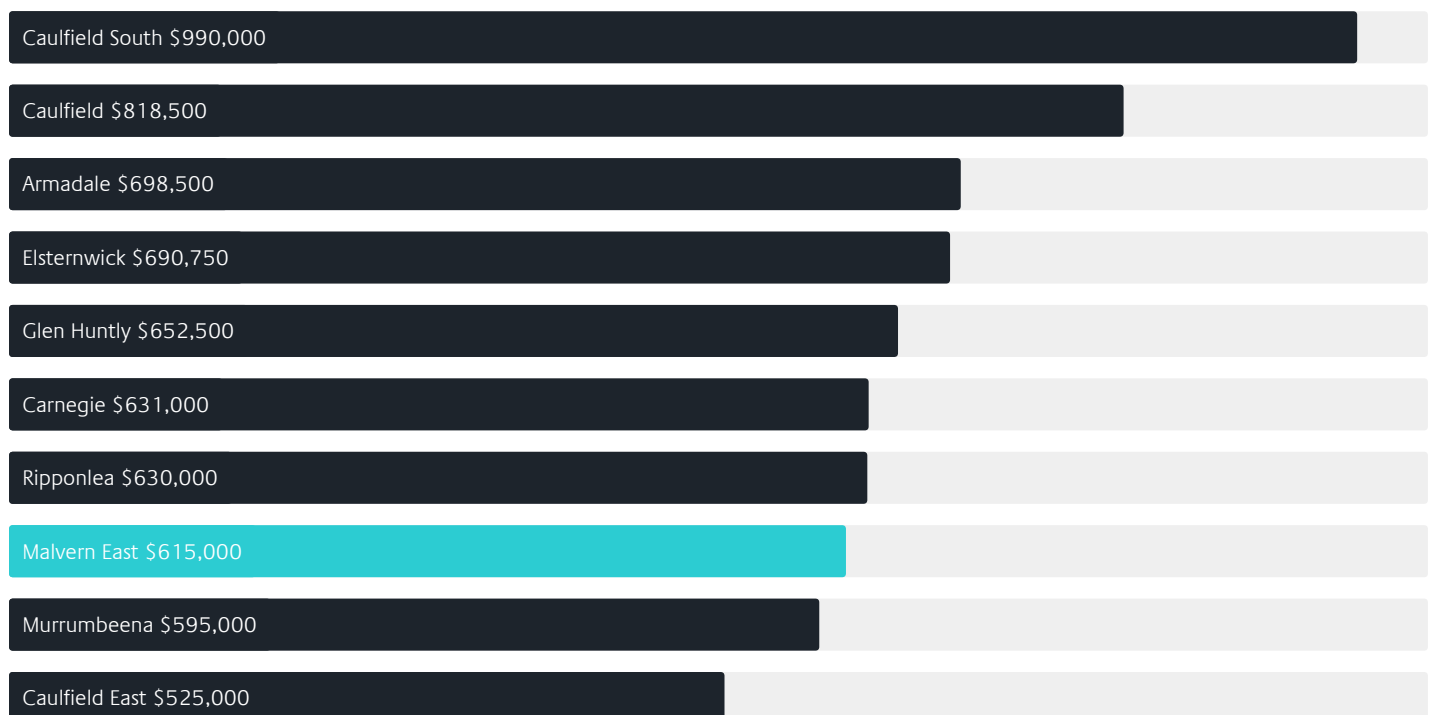


Surrounding Suburbs

Median House Sale Price*



Median Unit Sale Price*



Sales Snapshot

Sale Method*



● Auction 67%
● Private 33%

Auction Clearance Rate*

69.62%

Median Days on Market^

26 days

Average Hold Period*

7.3 years

Insights

Dwelling Type^



● Houses 53% ● Units 47%

Ownership^



● Owned Outright 38% ● Mortgaged 34% ● Rented 28%

Population^

22,296

Median Asking Rent per week*

\$875

Population Growth^

2.71%

Rental Yield*

2.21%

Median Age^













38 years

Median Household Size^













2.5 people

Sold Properties~













Discover a snapshot of the most recent results for this suburb, to view the full 12 months of sales history, please go to jellisicraig.com.au/suburbinsights

Address	Bedrooms	Type	Price	Sold
 7 / 8 Burke Rd Malvern East	2	Apartment	\$460,000	14 Jan 2025
 105 / 84 Burke Rd Malvern East	2	Apartment	\$583,500	20 Dec 2024
 341 Waverley Rd MALVERN EAST	4	House	\$1,900,000	17 Dec 2024
 213 / 60 Waverley Rd Malvern East	2	Apartment	\$210,000	16 Dec 2024
 5 / 4-6 Paxton St Malvern East	2	Unit	\$1,040,000	14 Dec 2024
 1 / 39 Tooronga Rd Malvern East	1	Apartment	\$445,000	14 Dec 2024
 535 Waverley Rd Malvern East	3	House	\$1,370,000	12 Dec 2024
 205 / 9 Camira St Malvern East	2	Apartment	\$730,000	11 Dec 2024
 1a Dene Av Malvern East	3	House	\$1,820,000	07 Dec 2024
 405 / 60 Belgrave Rd Malvern East	3	Apartment	\$739,000	06 Dec 2024
 3 / 1021 Dandenong Rd Malvern East	3	Townhouse	\$910,000	05 Dec 2024
 23 / 997 Dandenong Rd Malvern East	2	Apartment	\$430,000	23 Nov 2024

Sold Properties~

Address	Bedrooms	Type	Price	Sold
 59 Karma Av MALVERN EAST	4	House	\$2,540,000	23 Nov 2024
 15 Turner St Malvern East	3	House	\$2,500,000	23 Nov 2024
 101/12 Camira St Malvern East	2	Apartment	\$670,000	22 Nov 2024
 1/37-39 Waverley Rd Malvern East	3	Unit	\$900,000	16 Nov 2024
 5/50-52 Tennyson St Malvern East	2	Apartment	\$665,000	16 Nov 2024
 9/22 Fisher St Malvern East	2	Apartment	\$525,000	13 Nov 2024
 105/1443 Dandenong Rd Malvern East	2	Apartment	\$540,503	12 Nov 2024
 214/839 Dandenong Rd Malvern East	1	Apartment	\$300,000	09 Nov 2024
 29a Washington Av Malvern East	3	House	\$1,550,800	09 Nov 2024
 63 Ardrie Rd Malvern East	3	House	\$1,800,000	09 Nov 2024
 24 Ellison St Malvern East	2	House	\$1,187,500	07 Nov 2024
 205/226 Waverley Rd Malvern East	1	Apartment	\$345,000	30 Oct 2024

Sold Properties~

Address	Bedrooms	Type	Price	Sold
 26 Serrell St Malvern East	2	House	\$1,631,500	28 Oct 2024
 46 Washington Av Malvern East	4	House	\$2,379,000	27 Oct 2024
 2/24 Durward Rd Malvern East	3	Townhouse	\$1,041,000	27 Oct 2024
 15 Abbotsford Av Malvern East	5	House	\$2,320,000	26 Oct 2024
 1/4 Wynyeh St Malvern East	3	Townhouse	\$1,479,000	26 Oct 2024
 3 Arcadia Av Malvern East	3	House	\$1,172,500	26 Oct 2024
 23 Emo Rd Malvern East	3	House	\$2,110,000	26 Oct 2024
 122/75 Darling Rd Malvern East	1	Apartment	\$120,000	23 Oct 2024
 118/60 Waverley Rd Malvern East	1	Studio Apartment	\$118,100	22 Oct 2024
 304/803 Dandenong Rd Malvern East	2	Apartment	\$465,000	21 Oct 2024
 385 Waverley Rd Malvern East	3	House	\$1,200,000	19 Oct 2024
 18 Alma St Malvern East	5	House	\$2,475,000	19 Oct 2024



Please contact your local Jellis Craig office

jelliscraig.com.au

Data is current as of PDF generation date 20/01/2025

* Updated Quarterly for the past 12 months

^ Updated daily for the past quarter

~ Updated daily: 33 recent results.

This publication contains data, analytics, statistics and other information supplied by PROPERTYDATAONLINE PTY LTD (PropertyData). The data provided in this publication is of a general nature and should not be construed as specific advice or relied upon in lieu of appropriate professional advice.

PropertyData relies upon data supplied by third parties and while the data is checked and reviewed, PropertyData does not warrant the accuracy or completeness of the information to the full extent permitted by the law and excludes all loss or damage howsoever arising (including through negligence) in connection with the data supplied by PropertyData. The State of Victoria owns the copyright in the Property Sales Data and reproduction of that data in any way without the consent of the State of Victoria will constitute a breach of the Copyright Act 1968 (cth). The State of Victoria does not warrant the accuracy or completeness of the Property Sales Data and any person using or relying upon such information does so on the basis that the State of Victoria accepts no responsibility or liability whatsoever for any errors, faults, defects or omissions in the information supplied.