

Suburb Report

Know your neighbourhood.



Property Prices

Median House Price*

Median

\$2.99m

Quarterly Price Change

-3.50% ↓

Median Unit Price*

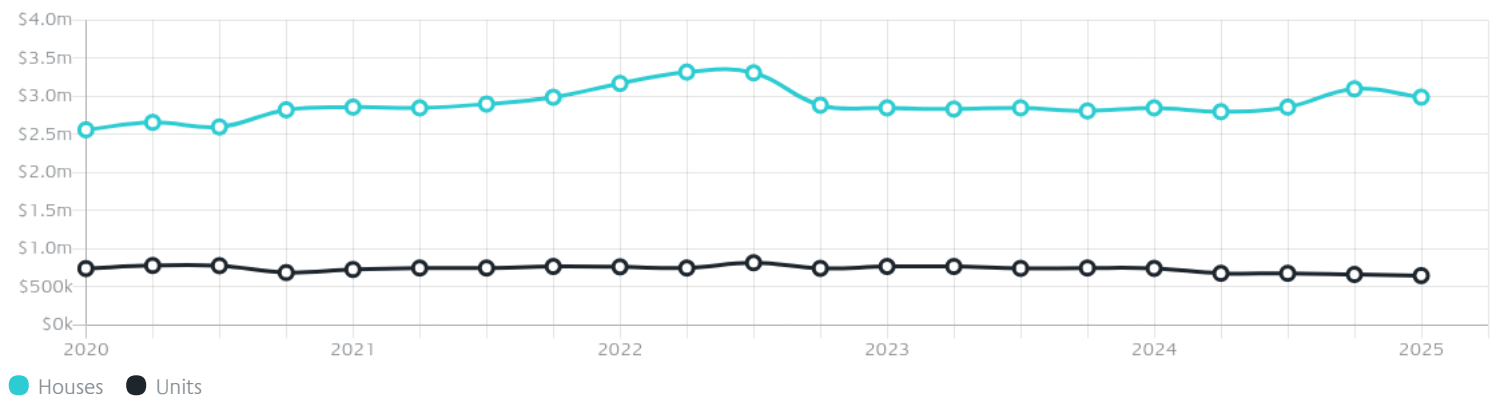
Median

\$650k

Quarterly Price Change

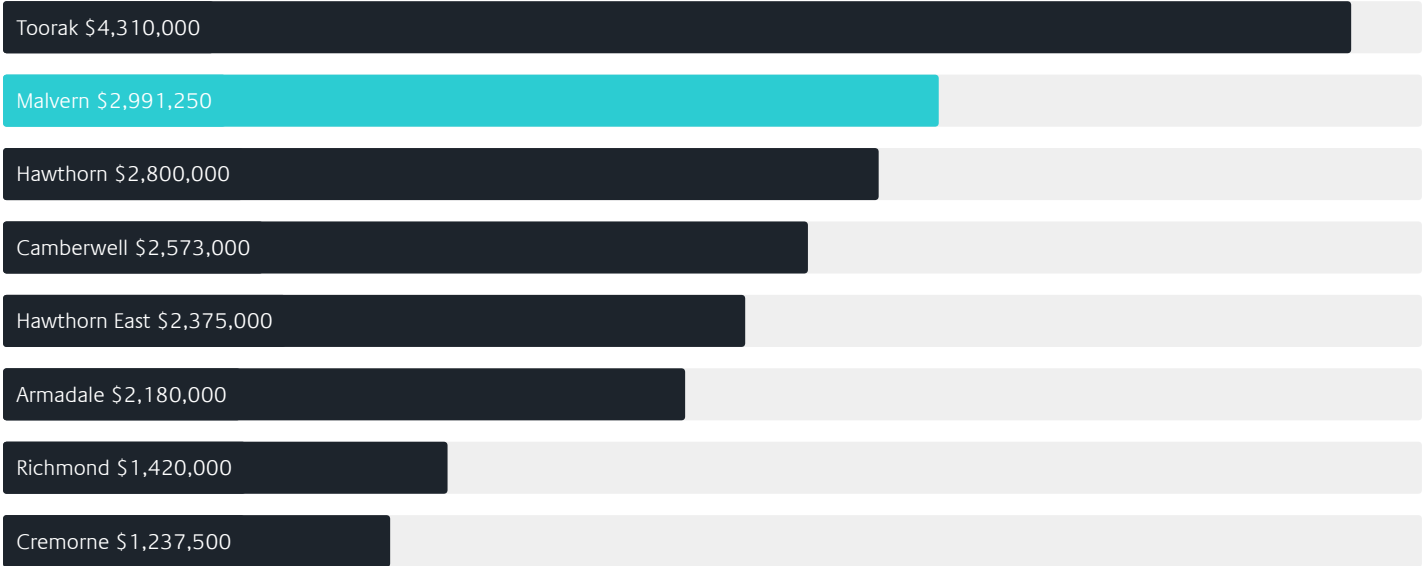
-2.25% ↓

Quarterly Price Change*

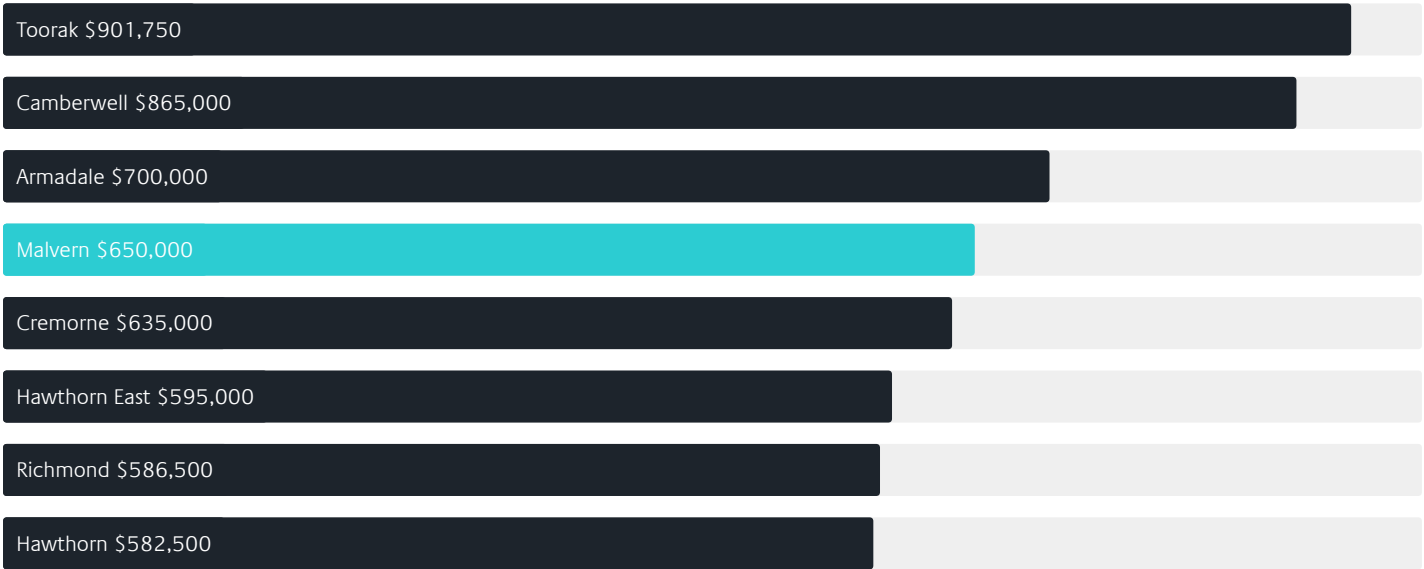


Surrounding Suburbs

Median House Sale Price*



Median Unit Sale Price*



Sales Snapshot

Sale Method*



● Auction 43%
● Private 57%

Auction Clearance Rate*

76.92%

Median Days on Market^

24 days

Average Hold Period*

7.0 years

Insights

Dwelling Type^



● Houses 46% ● Units 54%

Ownership^



● Owned Outright 45% ● Mortgaged 30% ● Rented 25%

Population^

9,929

Median Asking Rent per week*

\$1,075

Population Growth^

-1.36%

Rental Yield*

2.05%

Median Age^













44 years

Median Household Size^













2.3 people

Sold Properties~













Discover a snapshot of the most recent results for this suburb, to view the full 12 months of sales history, please go to jellisraig.com.au/suburbinsights

Address	Bedrooms	Type	Price	Sold
 7/172 Wattletree Rd Malvern	2	Apartment	\$615,000	30 Apr 2025
 210/36 Bonview Rd Malvern	2	Apartment	\$595,000	23 Apr 2025
 108/1228 Malvern Rd Malvern	1	Apartment	\$415,000	16 Apr 2025
 15 Cummins Gr Malvern	3	House	\$1,912,000	09 Apr 2025
 2/58 Cawkwell St Malvern	2	Unit	\$590,000	17 Mar 2025
 2/1228 Malvern Rd Malvern	1	Strata Unit/Flat	\$419,000	06 Mar 2025
 24/65 Station St Malvern	2	Apartment	\$673,000	06 Mar 2025
 9/7 Warner St Malvern	2	Apartment	\$710,000	01 Mar 2025
 70 Stanhope St Malvern	3	House	\$2,837,000	01 Mar 2025
 6/236 Wattletree Rd Malvern	2	Apartment	\$580,000	28 Feb 2025
 1 Thanet St Malvern	3	House	\$2,635,000	22 Feb 2025
 36 Dixon St MALVERN	2	House	\$3,200,000	22 Feb 2025

Sold Properties~

Address	Bedrooms	Type	Price	Sold
 13 Thanet St Malvern	3	House	\$2,190,000	22 Feb 2025
 30 Alice St Malvern	4	Townhouse	\$3,390,000	22 Feb 2025
 113 / 14 Elizabeth St Malvern	2	Strata Unit / Flat	\$708,000	20 Feb 2025
 2 / 35-37 Winter St Malvern	2	Apartment	\$705,000	18 Feb 2025
 307 / 36 Bonview Rd Malvern	1	Unit	\$460,200	17 Feb 2025
 4 / 9 Ascot St Malvern	1	Unit	\$407,500	15 Feb 2025
 317 / 14 Elizabeth St Malvern	1	Strata Unit / Flat	\$385,000	15 Feb 2025
 2 / 35 Winter St Malvern	2	Strata Unit / Flat	\$705,000	15 Feb 2025
 42 Mcarthur St Malvern	2	House	\$2,200,000	14 Feb 2025
 104 / 1 Norfolk Pl Malvern	2	Apartment	\$880,020	12 Feb 2025
 214 / 14 Elizabeth St Malvern	1	Apartment	\$395,000	10 Feb 2025
 59 Elizabeth St Malvern	3	House	\$3,900,000	07 Feb 2025

Sold Properties~

Address	Bedrooms	Type	Price	Sold
 202/36 Bonview Rd Malvern	1	Apartment	\$427,000	03 Feb 2025
 7/6 Finlayson St Malvern	2	Apartment	\$500,000	31 Jan 2025
 4/12a Spring Rd Malvern	2	Strata Unit/Flat	\$612,000	24 Jan 2025
 7/16 Elizabeth St Malvern	2	Apartment	\$685,000	21 Jan 2025
 1/218 Wattletree Rd Malvern	2	Unit	\$610,000	18 Jan 2025
 124 Stanhope St Malvern	4	House	\$2,525,000	13 Jan 2025
 1/9 Warner St Malvern	1	Strata Unit/Flat	\$420,000	10 Jan 2025
 10/9 Warner St Malvern	1	Strata Unit/Flat	\$430,000	07 Jan 2025
 3/19 Horace St Malvern	2	Apartment	\$585,000	06 Jan 2025
 21 Henderson Av Malvern	5	House	\$6,600,000	21 Dec 2024
 1 Hunter St Malvern	3	House	\$1,943,000	20 Dec 2024
 44/202 Wattletree Rd Malvern	2	Unit	\$670,000	18 Dec 2024



Armadale Office
1215 High Street, Armadale
03 9864 5000

jelliscraig.com.au

Data is current as of PDF generation date 01/05/2025

* Updated Quarterly for the past 12 months

^ Updated daily for the past quarter

~ Updated daily: 33 recent results.

This publication contains data, analytics, statistics and other information supplied by PROPERTYDATAONLINE PTY LTD (PropertyData). The data provided in this publication is of a general nature and should not be construed as specific advice or relied upon in lieu of appropriate professional advice.

PropertyData relies upon data supplied by third parties and while the data is checked and reviewed, PropertyData does not warrant the accuracy or completeness of the information to the full extent permitted by the law and excludes all loss or damage howsoever arising (including through negligence) in connection with the data supplied by PropertyData. The State of Victoria owns the copyright in the Property Sales Data and reproduction of that data in any way without the consent of the State of Victoria will constitute a breach of the Copyright Act 1968 (cth). The State of Victoria does not warrant the accuracy or completeness of the Property Sales Data and any person using or relying upon such information does so on the basis that the State of Victoria accepts no responsibility or liability whatsoever for any errors, faults, defects or omissions in the information supplied.