

Suburb Report

Know your neighbourhood.



Property Prices

Median House Price*

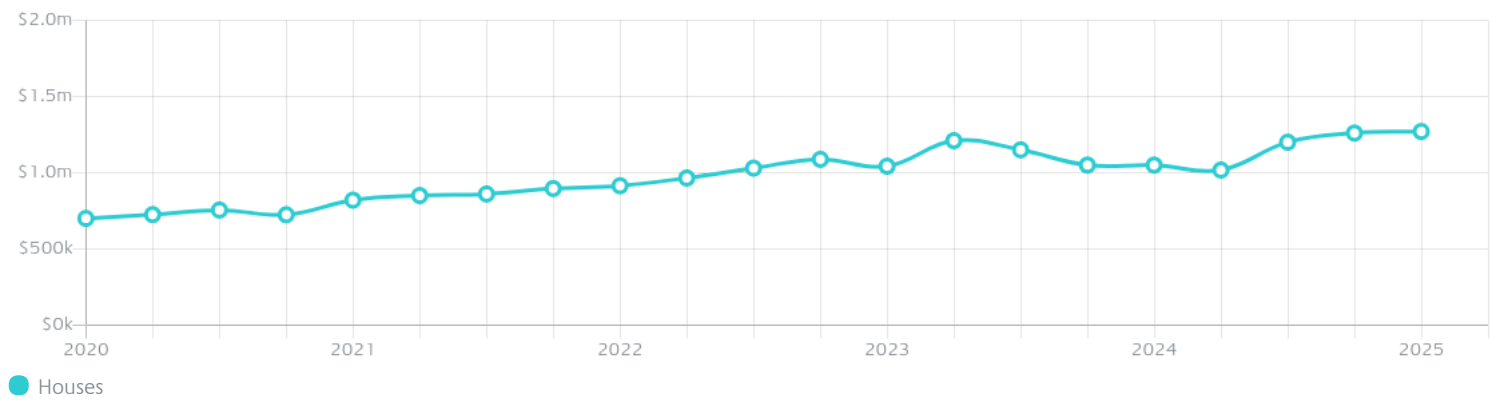
Median

\$1.27m

Quarterly Price Change

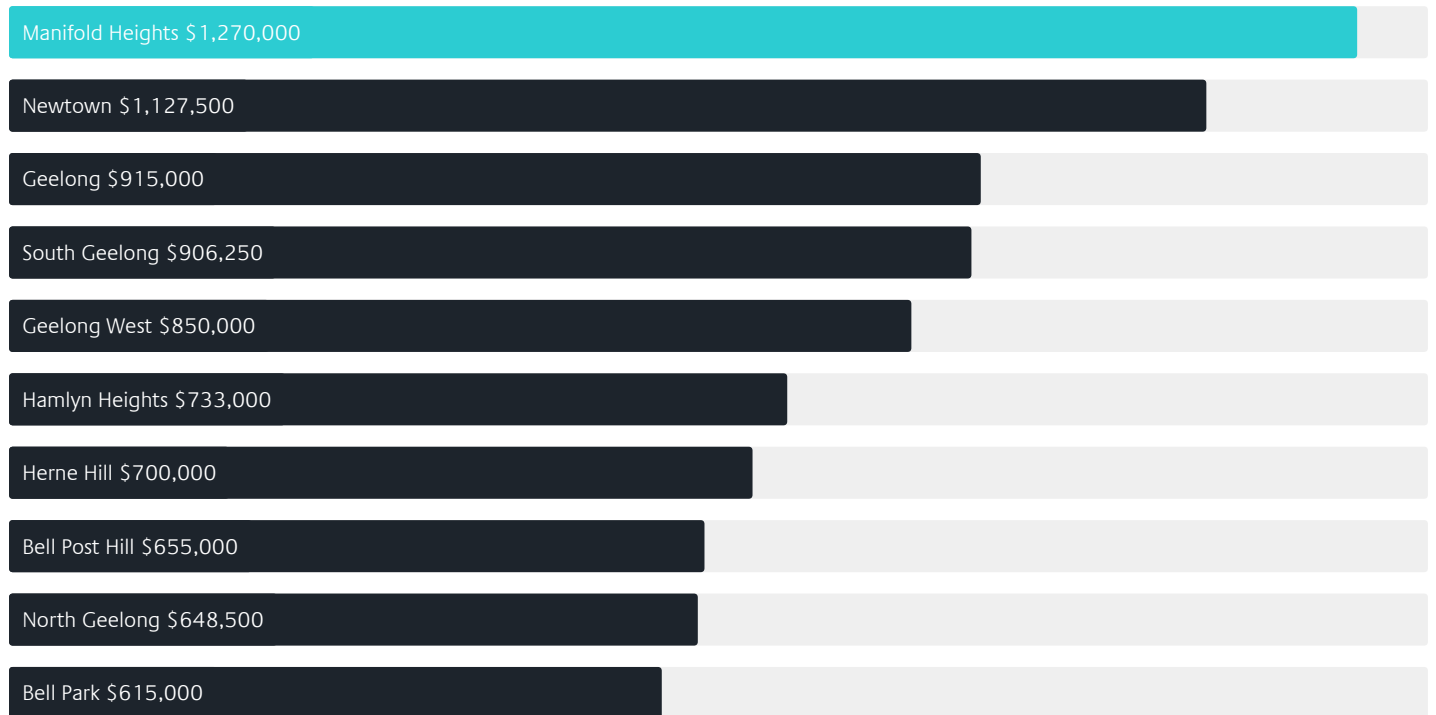
0.79% ↑

Quarterly Price Change*

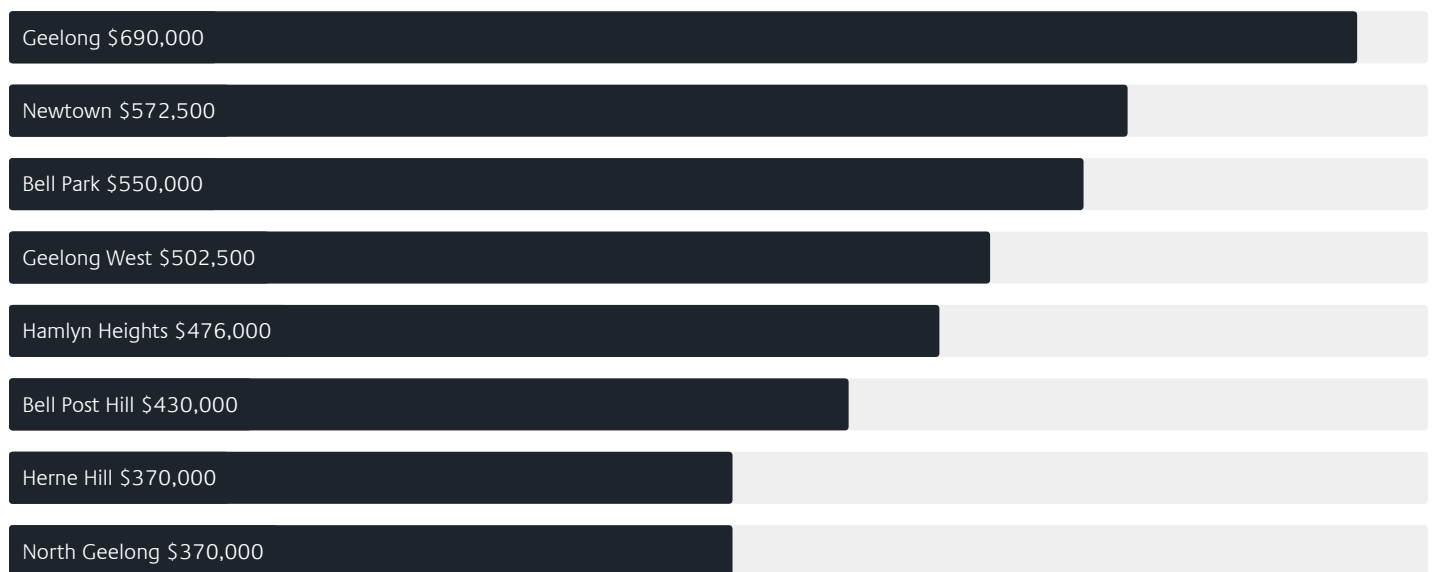


Surrounding Suburbs

Median House Sale Price*



Median Unit Sale Price*



Sales Snapshot

Sale Method*



● Auction 12%
● Private 88%

Auction Clearance Rate*

100%

Median Days on Market^

51 days

Average Hold Period*

8.5 years

Insights

Dwelling Type^



● Houses 74% ● Units 26%

Ownership^



● Owned Outright 34% ● Mortgaged 37% ● Rented 29%

Population^

2,681

Median Asking Rent per week*

\$490

Population Growth^

0

Rental Yield*

2.13%

Median Age^













39 years

Median Household Size^













2.4 people

Sold Properties~













Discover a snapshot of the most recent results for this suburb, to view the full 12 months of sales history, please go to jellisraig.com.au/suburbinsights

Address	Bedrooms	Type	Price	Sold
 21 Volum St MANIFOLD HEIGHTS	4	House	\$1,900,000	27 May 2025
 28 Sydenham Av Manifold Heights	4	House	\$1,160,000	23 May 2025
 3/211-213 Church St Manifold Heights	3	Unit	\$580,000	22 May 2025
 12A Roxby St Manifold Heights	2	House	\$686,000	17 May 2025
 2/57 Shannon Av Manifold Heights	1	Unit	\$301,000	06 May 2025
 1/215 Church St Manifold Heights	2	Unit	\$530,000	11 Apr 2025
 97 Shannon Av Manifold Heights	3	House	\$675,000	09 Apr 2025
 17 Calder St Manifold Heights	3	House	\$740,000	08 Apr 2025
 8 Girton Cr Manifold Heights	3	House	\$1,506,000	08 Apr 2025
 167 Church St Manifold Heights	3	House	\$720,000	31 Mar 2025
 4/2 Breguet St Manifold Heights	2	Unit	\$426,500	21 Mar 2025
 2/320 Aberdeen St Manifold Heights	2	Unit	\$535,000	17 Mar 2025

Sold Properties~

Address	Bedrooms	Type	Price	Sold
 181 Shannon Av Manifold Heights	3	House	\$710,000	03 Mar 2025
 48 Calder St Manifold Heights	4	House	\$1,052,500	01 Mar 2025
 2/318 Aberdeen St Manifold Heights	2	Unit	\$550,000	20 Feb 2025
 24 Roxby St Manifold Heights	3	House	\$1,020,000	07 Feb 2025
 32 Minerva Rd Manifold Heights	4	House	\$827,500	05 Feb 2025
 2/46 Sydenham Av Manifold Heights	3	Flat/Unit/Apartment	\$320,000	25 Jan 2025
 1/63 Calder St Manifold Heights	1	Unit	\$340,000	06 Jan 2025
 24 Sydenham Av Manifold Heights	4	House	\$1,035,500	30 Dec 2024
 4 Philip St Manifold Heights	3	House	\$730,000	24 Dec 2024
 20 Wimmera Av Manifold Heights	4	House	\$1,400,000	20 Dec 2024
 6/57 Shannon Av Manifold Heights	1	Flat/Unit/Apartment	\$260,000	20 Dec 2024
 3/10 Oliver St MANIFOLD HEIGHTS	2	Unit	\$365,000	18 Dec 2024

Sold Properties~

Address	Bedrooms	Type	Price	Sold
 189 Church St Manifold Heights	3	House	\$700,000	10 Dec 2024
 36 Bostock Av Manifold Heights	4	House	\$1,685,000	20 Nov 2024
 261 Autumn St Manifold Heights	3	House	\$1,280,000	07 Nov 2024
 2/310 Aberdeen St Manifold Heights	2	House	\$700,000	31 Oct 2024
 14a Sydenham Av MANIFOLD HEIGHTS	3	Townhouse	\$825,000	25 Oct 2024
 4 Lascelles Av Manifold Heights	3	House	\$960,000	24 Oct 2024
 2/10 Philip St Manifold Heights	2	Unit	\$510,000	05 Oct 2024
 8/197 Church St Manifold Heights	1	Flat/Unit/Apartment	\$315,000	18 Sep 2024
 4 Narmbool St MANIFOLD HEIGHTS	5	House	\$2,125,000	07 Sep 2024
 7 Evelyn St MANIFOLD HEIGHTS	3	House	\$1,190,000	04 Sep 2024
 4/17 Lascelles Av Manifold Heights	2	Unit	\$350,000	29 Aug 2024
 25 Manifold St Manifold Heights	4	House	\$1,540,000	28 Aug 2024



Geelong Office
205 Pakington Street, Geelong West
(03) 5222 7772

jelliscraig.com.au

Data is current as of PDF generation date 01/07/2025

* Updated Quarterly for the past 12 months

^ Updated daily for the past quarter

~ Updated daily: 33 recent results.

This publication contains data, analytics, statistics and other information supplied by PROPERTYDATAONLINE PTY LTD (PropertyData). The data provided in this publication is of a general nature and should not be construed as specific advice or relied upon in lieu of appropriate professional advice.

PropertyData relies upon data supplied by third parties and while the data is checked and reviewed, PropertyData does not warrant the accuracy or completeness of the information to the full extent permitted by the law and excludes all loss or damage howsoever arising (including through negligence) in connection with the data supplied by PropertyData. The State of Victoria owns the copyright in the Property Sales Data and reproduction of that data in any way without the consent of the State of Victoria will constitute a breach of the Copyright Act 1968 (cth). The State of Victoria does not warrant the accuracy or completeness of the Property Sales Data and any person using or relying upon such information does so on the basis that the State of Victoria accepts no responsibility or liability whatsoever for any errors, faults, defects or omissions in the information supplied.