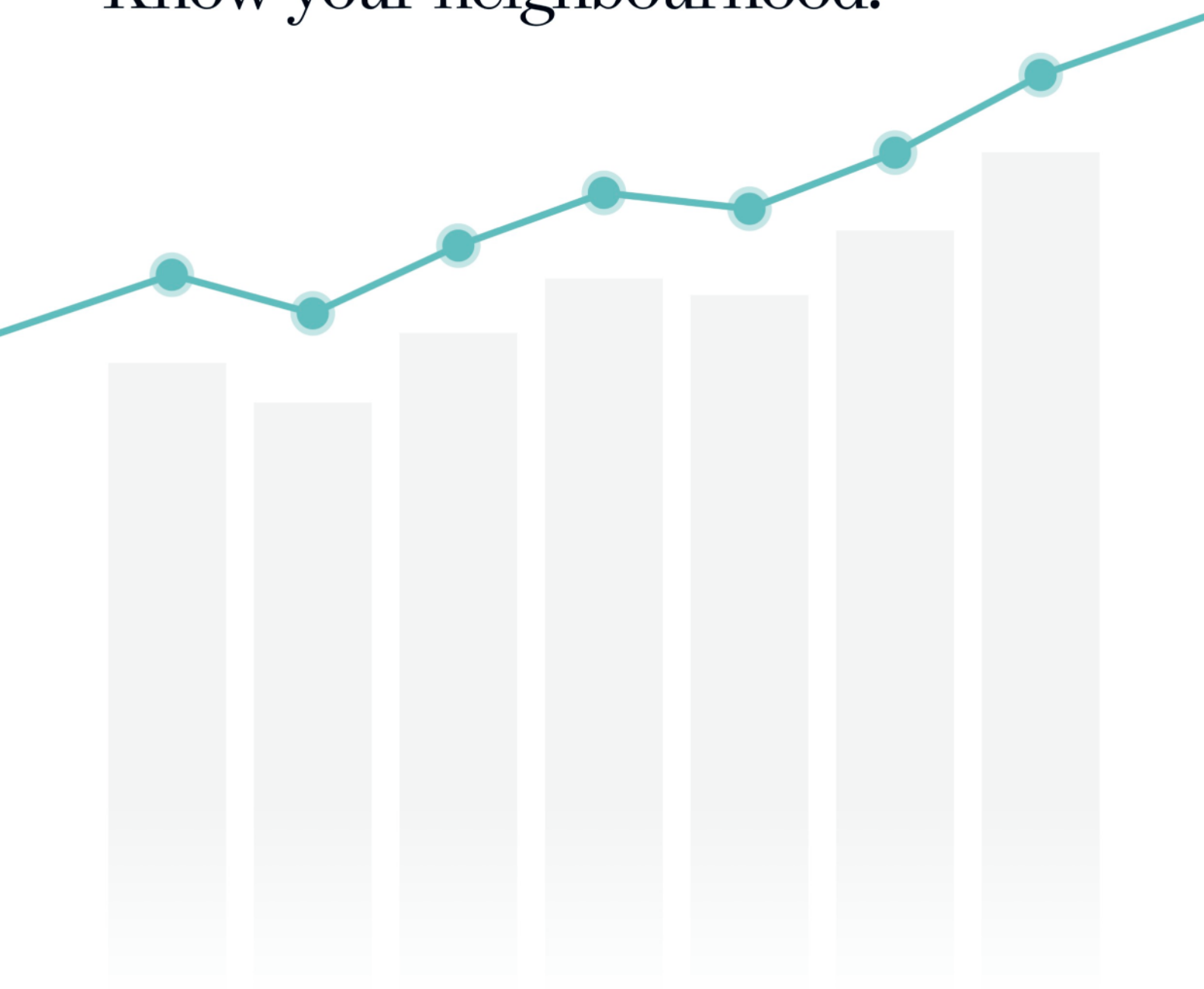


Suburb Report

Know your neighbourhood.



Property Prices

Median House Price*

Median

\$1.26m

Quarterly Price Change

5.00% ↑

Median Unit Price*

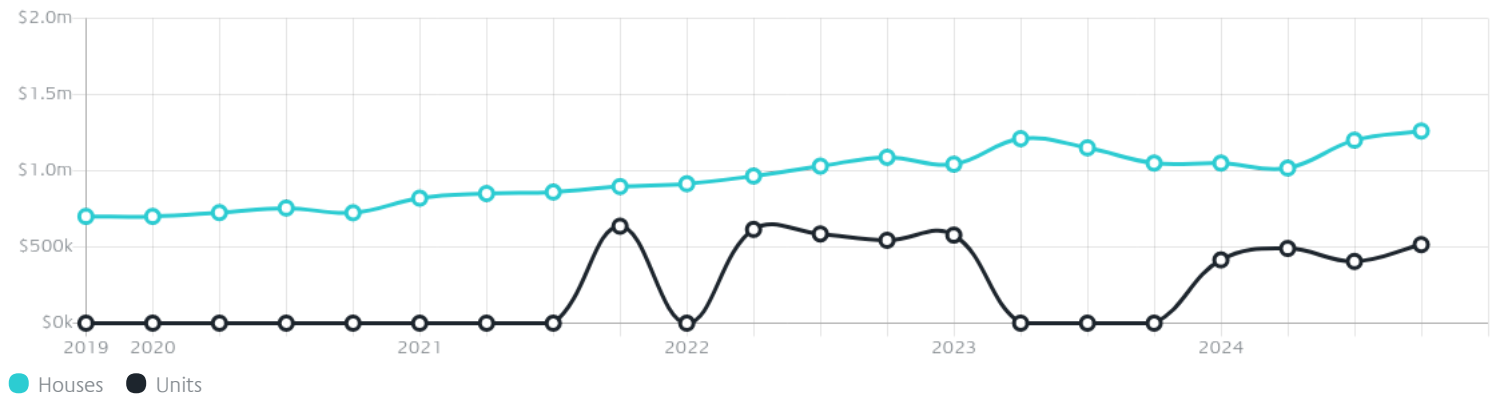
Median

\$515k

Quarterly Price Change

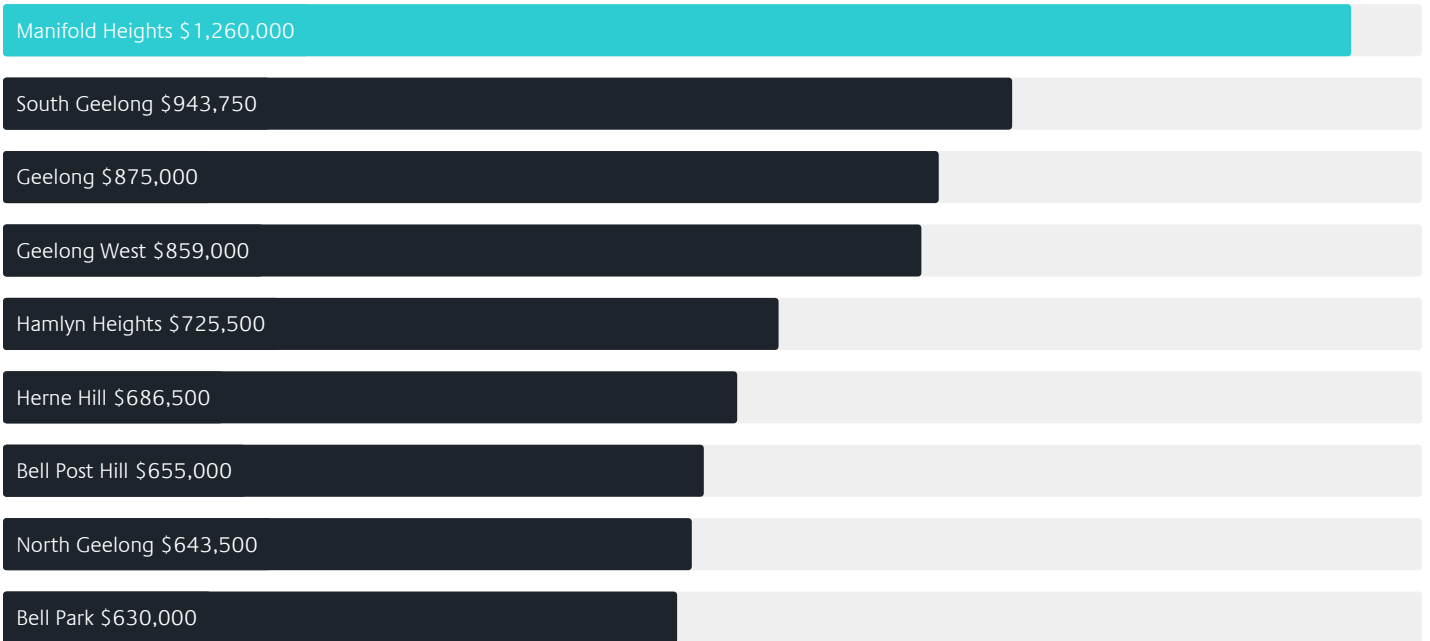
27.16% ↑

Quarterly Price Change*

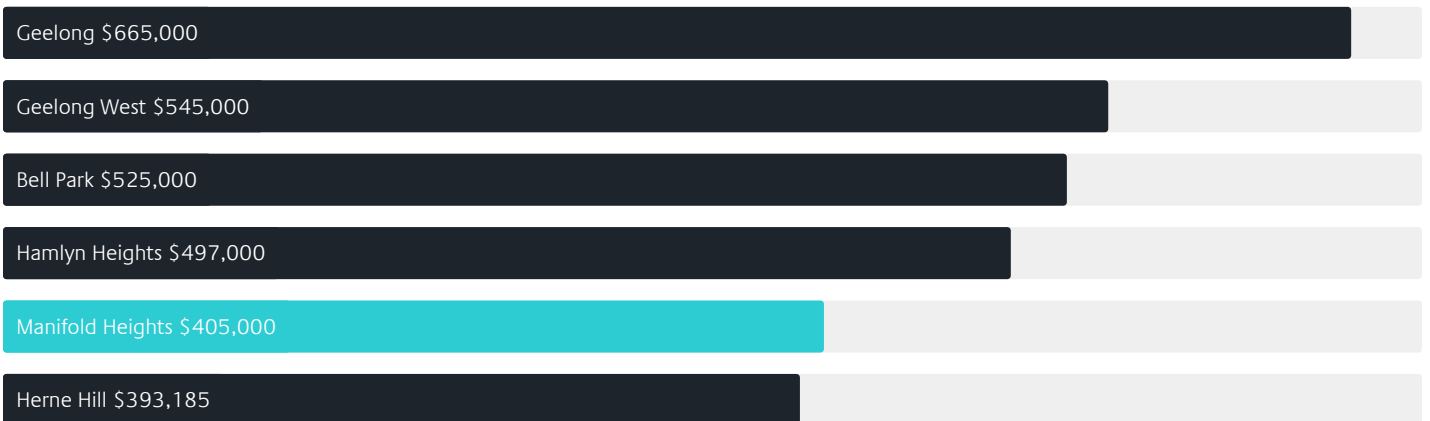


Surrounding Suburbs

Median House Sale Price*



Median Unit Sale Price*



Sales Snapshot

Sale Method[^]



● Auction 10%
● Private 90%

Median Days on Market[^]

72 days

Average Hold Period[^]

8.5 years

Insights

Dwelling Type[^]



● Houses 74% ● Units 26%

Ownership[^]



● Owned Outright 34% ● Mortgaged 37% ● Rented 29%

Population[^]

2,681

Median Asking Rent per week[^]

\$490

Population Growth[^]

0

Rental Yield[^]

2.13%

Median Age[^]













39 years

Median Household Size[^]













2.4 people

Sold Properties~













Discover a snapshot of the most recent results for this suburb, to view the full 12 months of sales history, please go to jellisraig.com.au/suburbinsights

Address	Bedrooms	Type	Price	Sold
 1 /63 Calder St Manifold Heights	1	Unit	\$340,000	06 Jan 2025
 4 Philip St Manifold Heights	3	House	\$730,000	24 Dec 2024
 20 Wimmera Av Manifold Heights	4	House	\$1,400,000	20 Dec 2024
 3 / 10 Oliver St MANIFOLD HEIGHTS	2	Unit	\$365,000	18 Dec 2024
 189 Church St Manifold Heights	3	House	\$700,000	10 Dec 2024
 36 Bostock Av Manifold Heights	4	House	\$1,685,000	20 Nov 2024
 261 Autumn St Manifold Heights	3	House	\$1,280,000	07 Nov 2024
 2/310 Aberdeen St Manifold Heights	2	House	\$700,000	31 Oct 2024
 4 Lascelles Av Manifold Heights	3	House	\$960,000	24 Oct 2024
 2 / 10 Philip St Manifold Heights	2	Unit	\$510,000	05 Oct 2024
 8 / 197 Church St Manifold Heights	1	Flat /Unit /Apartment	\$315,000	18 Sep 2024
 4 Narmbool St MANIFOLD HEIGHTS	5	House	\$2,125,000	07 Sep 2024

Sold Properties~

Address	Bedrooms	Type	Price	Sold
 7 Evelyn St MANIFOLD HEIGHTS	3	House	\$1,190,000	04 Sep 2024
 4/17 Lascelles Av Manifold Heights	2	Unit	\$350,000	29 Aug 2024
 25 Manifold St Manifold Heights	4	House	\$1,540,000	28 Aug 2024
 7 Herne St Manifold Heights	3	House	\$840,000	17 Aug 2024
 14b Sydenham Av Manifold Heights	3	House	\$800,000	09 Aug 2024
 22 Douglass St Manifold Heights	4	House	\$1,270,000	06 Aug 2024
 24 Purrumbete Av Manifold Heights	4	House	\$1,435,000	31 Jul 2024
 33 Bostock Av Manifold Heights	5	House	\$3,200,000	29 Jul 2024
 4/8 Orr St Manifold Heights	2	Unit	\$285,000	19 Jul 2024
 7 Roxby St Manifold Heights	3	House	\$1,350,000	27 Jun 2024
 35 Sydenham Av Manifold Heights	4	House	\$1,700,000	25 Jun 2024
 30 Orr St Manifold Heights	4	House	\$1,638,000	13 Jun 2024

Sold Properties~

Address	Bedrooms	Type	Price	Sold
 2/4 Manifold St Manifold Heights	2	House	\$363,000	07 Jun 2024
 11 Herne St Manifold Heights	4	House	\$1,311,000	21 May 2024
 322 Aberdeen St Manifold Heights	4	House	\$1,260,000	18 May 2024
 27 Herne St Manifold Heights	3	House	\$750,000	15 May 2024
 12 Wimmera Av Manifold Heights	3	House	\$910,000	11 May 2024
 12 Central Av Manifold Heights	4	House	\$1,900,000	08 May 2024
 6 Silk Av Manifold Heights	2	Flat/Unit/Apartment	\$650,000	06 May 2024
 3 Sydenham Av Manifold Heights	4	House	\$1,380,000	28 Apr 2024
 243 Autumn St Manifold Heights	5	House	\$1,321,000	26 Apr 2024
 3/44 Volum St Manifold Heights	2	Unit	\$520,000	22 Apr 2024
 195 Church St Manifold Heights	5	House	\$765,000	22 Apr 2024
 6 Philip St Manifold Heights	3	House	\$1,050,000	18 Apr 2024

Jellis Craig

Geelong Office
205 Pakington Street, Geelong West
(03) 5222 7772

jelliscraig.com.au

Data is current as of PDF generation date 01/03/2025

* Updated Quarterly for the past 12 months

^ Updated daily for the past quarter

~ Updated daily: 33 recent results.

This publication contains data, analytics, statistics and other information supplied by PROPERTYDATAONLINE PTY LTD (PropertyData). The data provided in this publication is of a general nature and should not be construed as specific advice or relied upon in lieu of appropriate professional advice.

PropertyData relies upon data supplied by third parties and while the data is checked and reviewed, PropertyData does not warrant the accuracy or completeness of the information to the full extent permitted by the law and excludes all loss or damage howsoever arising (including through negligence) in connection with the data supplied by PropertyData. The State of Victoria owns the copyright in the Property Sales Data and reproduction of that data in any way without the consent of the State of Victoria will constitute a breach of the Copyright Act 1968 (cth). The State of Victoria does not warrant the accuracy or completeness of the Property Sales Data and any person using or relying upon such information does so on the basis that the State of Victoria accepts no responsibility or liability whatsoever for any errors, faults, defects or omissions in the information supplied.