

JellisCraig

MANIFOLD HEIGHTS

Suburb Report

Know your neighbourhood.



MANIFOLD HEIGHTS SUBURB REPORT

Median House Price*

Median

\$1.11m

Quarterly Price Change

-12.89% ↓

Median Unit Price*

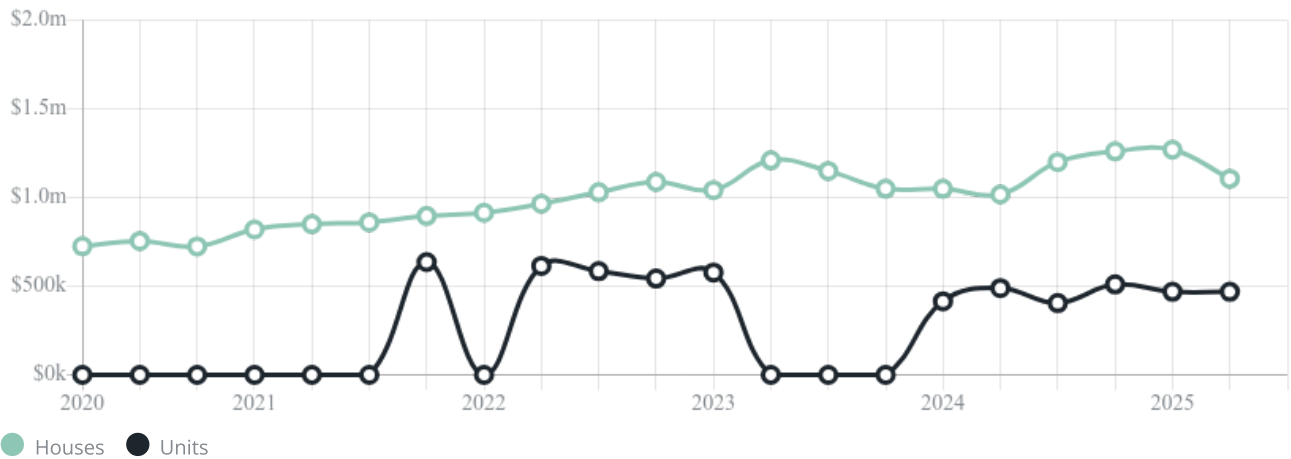
Median

\$468k

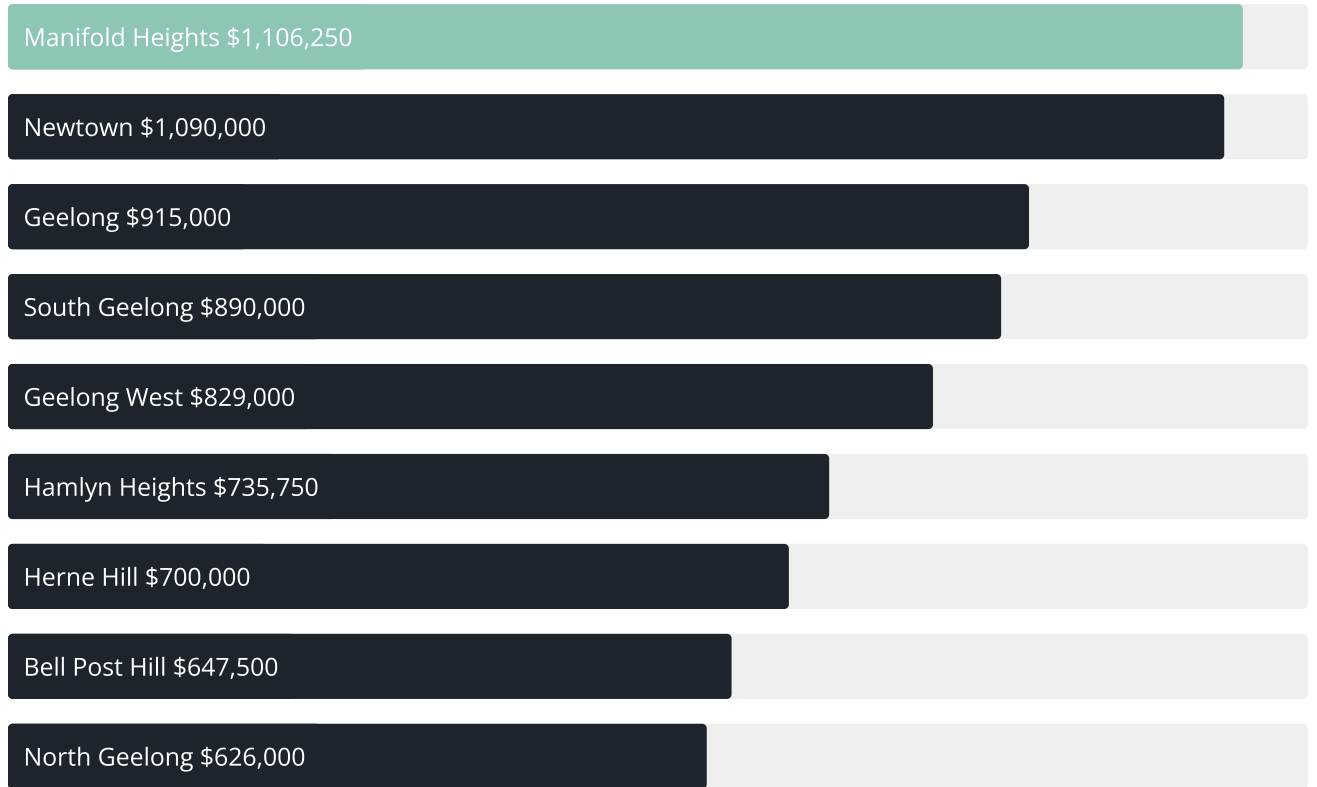
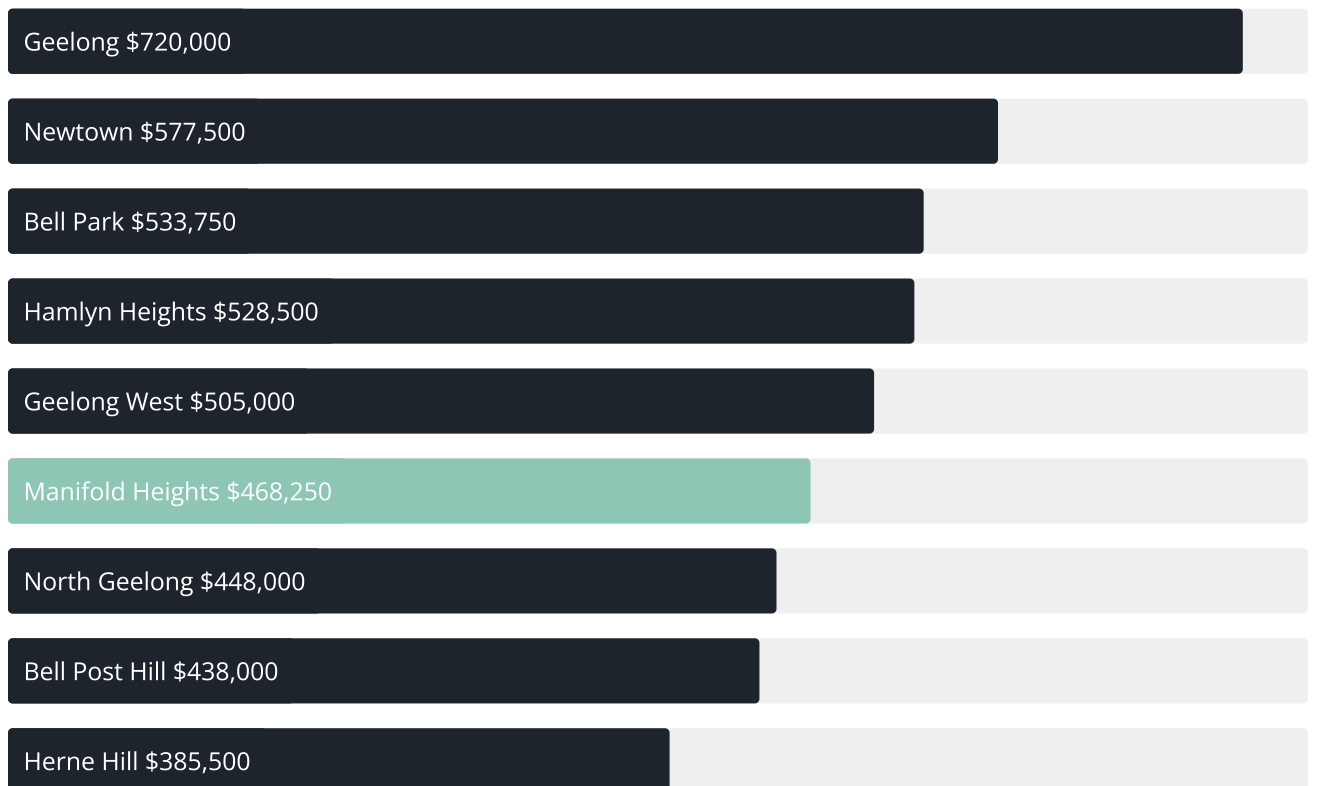
Quarterly Price Change

0.00% ↓

Quarterly Price Change*



MANIFOLD HEIGHTS SUBURB REPORT

Median House Sale Price^{*}Median Unit Sale Price^{*}

MANIFOLD HEIGHTS SUBURB REPORT

Sale Method^{*}

● Auction 10%

● Private 90%

Auction Clearance Rate^{*}

100%

Median Days on Market[^]

37 days

Average Hold Period^{*}

8.5 years

Dwelling Type[^]

● Houses 74%

● Units 26%

Ownership[^]

● Owned Outright 34%

● Mortgaged 37%

● Rented 29%

Population[^]

2,681

Median Asking Rent per week^{*}

\$500

Population Growth[^]

0

Rental Yield^{*}

2.13%

Median Age[^]











39 years

Median Household Size[^]











2.4 people

MANIFOLD HEIGHTS SUBURB REPORT











Discover a snapshot of the most recent results for this suburb, to view the full 12 months of sales history, please go to jellisraig.com.au/suburbinsights

Address	Bedrooms	Type	Price	Sold
 233 Shannon Av Manifold Heights	3	House	\$670,000	18 Sep 2025
 2/63 Calder St MANIFOLD HEIGHTS	1	Unit	\$392,000	13 Sep 2025
 284 Autumn St Manifold Heights	3	House	\$725,000	06 Sep 2025
 3/40-42 Calder St Manifold Heights	1	Unit	\$359,000	23 Aug 2025
 2/15 Bostock Av Manifold Heights	2	Unit	\$490,000	18 Aug 2025
 2a Sydenham Av Manifold Heights	3	House	\$840,000	12 Aug 2025
 4/22 Roxby St Manifold Heights	2	Unit	\$511,000	06 Aug 2025
 3 Purrumbete Av Manifold Heights	3	House	\$920,000	02 Aug 2025
 85 Shannon Av Manifold Heights	4	House	\$845,000	02 Aug 2025
 47 Sydenham Av Manifold Heights	3	House	\$1,000,000	17 Jul 2025

MANIFOLD HEIGHTS SUBURB REPORT

Address	Bedrooms	Type	Price	Sold
 23 Volum St Manifold Heights	4	House	\$1,670,000	09 Jul 2025
 16 Girton Cr Manifold Heights	5	House	\$1,230,000	03 Jul 2025
 65 Shannon Av Manifold Heights	3	House	\$755,000	02 Jul 2025
 19 Calder St Manifold Heights	3	House	\$740,000	01 Jul 2025
 1/10 Oliver St Manifold Heights	2	Unit	\$368,000	25 Jun 2025
 3/13 Volum St Manifold Heights	2	Unit	\$400,000	23 Jun 2025
 34 Orr St Manifold Heights	2	House	\$645,000	06 Jun 2025
 2/19 Narmbool St Manifold Heights	2	Flat/Unit/Apartment	\$455,000	06 Jun 2025
 2/7 Calder St Manifold Heights	1	Flat/Unit/Apartment	\$697,500	05 Jun 2025
 21 Volum St MANIFOLD HEIGHTS	4	House	\$1,900,000	27 May 2025

MANIFOLD HEIGHTS SUBURB REPORT

Address	Bedrooms	Type	Price	Sold
 28 Sydenham Av Manifold Heights	4	House	\$1,160,000	23 May 2025
 3/211-213 Church St Manifold Heights	3	Unit	\$580,000	22 May 2025
 12A Roxby St Manifold Heights	2	House	\$686,000	17 May 2025
 3 Lascelles Av Manifold Heights	3	House	\$1,200,000	17 May 2025
 4 Purrumbete Av Manifold Heights	5	House	\$3,150,000	16 May 2025
 2 Airey Av Manifold Heights	3	House	\$1,210,000	08 May 2025
 41 Wimmera Av Manifold Heights	4	House	\$1,887,500	07 May 2025
 2/57 Shannon Av Manifold Heights	1	Unit	\$301,000	06 May 2025
 1/215 Church St Manifold Heights	2	Unit	\$530,000	11 Apr 2025
 97 Shannon Av Manifold Heights	3	House	\$675,000	09 Apr 2025



Geelong Office
205 Pakington Street, Geelong West
(03) 5222 7772

jellisrcraig.com.au

Data is current as of PDF generation date 01/10/2025

* Updated Quarterly for the past 12 months

^ Updated daily for the past quarter

~ Updated daily: 33 recent results.

This publication contains data, analytics, statistics and other information supplied by PROPERTYDATAONLINE PTY LTD (PropertyData). The data provided in this publication is of a general nature and should not be construed as specific advice or relied upon in lieu of appropriate professional advice.

PropertyData relies upon data supplied by third parties and while the data is checked and reviewed, PropertyData does not warrant the accuracy or completeness of the information to the full extent permitted by the law and excludes all loss or damage howsoever arising (including through negligence) in connection with the data supplied by PropertyData. The State of Victoria owns the copyright in the Property Sales Data and reproduction of that data in any way without the consent of the State of Victoria will constitute a breach of the Copyright Act 1968 (cth). The State of Victoria does not warrant the accuracy or completeness of the Property Sales Data and any person using or relying upon such information does so on the basis that the State of Victoria accepts no responsibility or liability whatsoever for any errors, faults, defects or omissions in the information supplied.