

Suburb Report

Know your neighbourhood.



Property Prices

Median House Price*

Median

\$1.20m

Quarterly Price Change

-7.69% ↓

Median Unit Price*

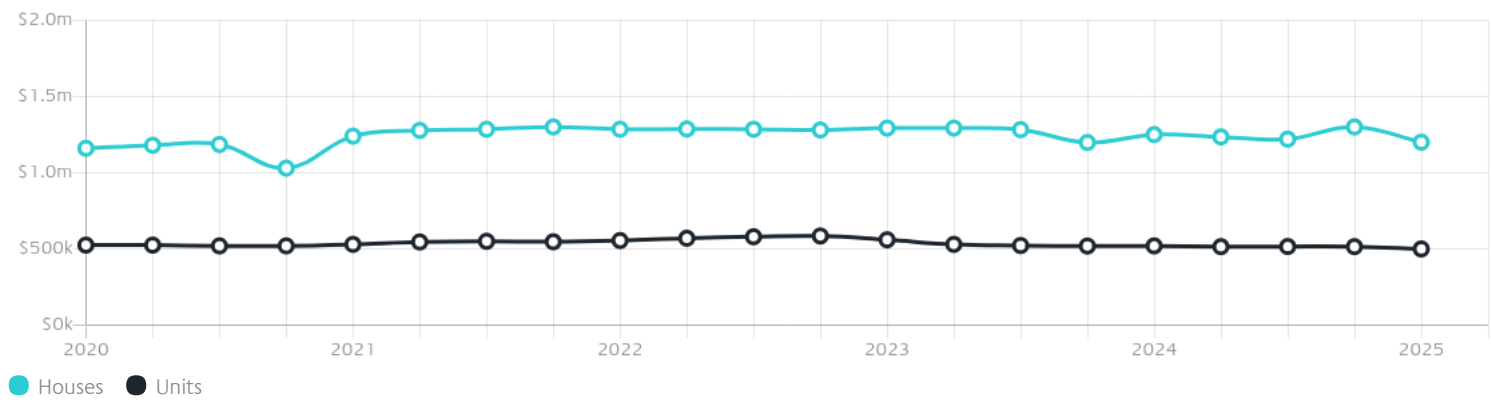
Median

\$500k

Quarterly Price Change

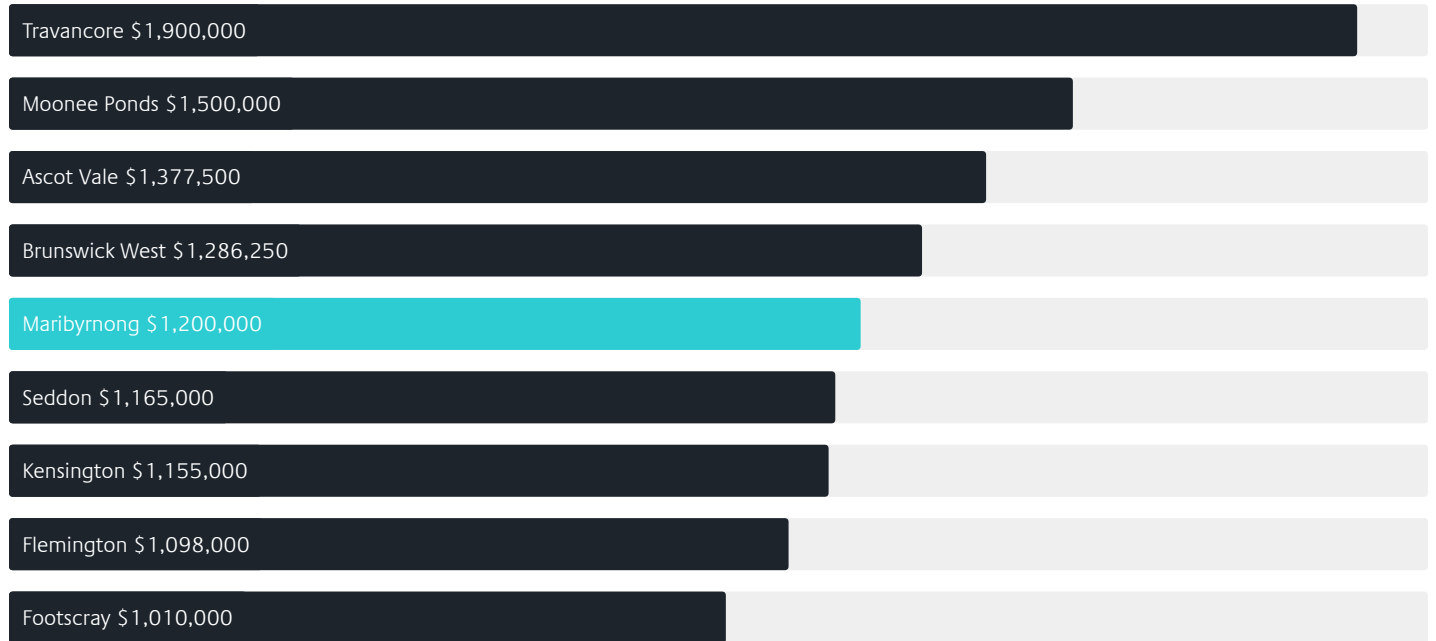
-2.91% ↓

Quarterly Price Change*



Surrounding Suburbs

Median House Sale Price*



Median Unit Sale Price*



Sales Snapshot

Sale Method*



● Auction 24%
● Private 76%

Auction Clearance Rate*

85%

Median Days on Market^

35 days

Average Hold Period*

6.8 years

Insights

Dwelling Type^



● Houses 34% ● Units 66%

Ownership^



● Owned Outright 28% ● Mortgaged 37% ● Rented 35%

Population^

12,573

Median Asking Rent per week*

\$600

Population Growth^

2.92%

Rental Yield*

2.56%

Median Age^













36 years

Median Household Size^













2.4 people

Sold Properties~













Discover a snapshot of the most recent results for this suburb, to view the full 12 months of sales history, please go to jellisraig.com.au/suburbinsights

Address	Bedrooms	Type	Price	Sold
 21 Waterford Av Maribyrnong	3	House	\$910,000	24 Apr 2025
 33/4 Wests Rd Maribyrnong	2	Apartment	\$400,000	21 Apr 2025
 209B/2 Wests Rd Maribyrnong	1	Apartment	\$340,000	17 Apr 2025
 1/42 Wests Rd Maribyrnong	3	Unit	\$575,000	15 Apr 2025
 404/4 La Scala Av Maribyrnong	3	Apartment	\$585,000	14 Apr 2025
 86 Kynoch La Maribyrnong	2	Townhouse	\$599,000	12 Apr 2025
 405/11 Horizon Dr Maribyrnong	2	Strata Unit/Flat	\$585,000	09 Apr 2025
 504/88 La Scala Av Maribyrnong	2	Unit	\$755,000	07 Apr 2025
 12/55 Cumberland Dr Maribyrnong	2	Apartment	\$582,500	05 Apr 2025
 213/77 Village Way Maribyrnong	2	Apartment	\$385,000	04 Apr 2025
 212/2 La Scala Av Maribyrnong	2	Apartment	\$410,000	04 Apr 2025
 103/60 La Scala Av Maribyrnong	2	Apartment	\$400,000	04 Apr 2025

Sold Properties~

Address	Bedrooms	Type	Price	Sold
 706/45 Edgewater Blvd Maribyrnong	2	Unit	\$545,000	04 Apr 2025
 6 High Ct Maribyrnong	5	House	\$1,831,888	04 Apr 2025
 303/7 Thomas Holmes St Maribyrnong	2	Apartment	\$440,000	01 Apr 2025
 209/54 La Scala Av Maribyrnong	2	Apartment	\$440,000	29 Mar 2025
 105/7 Ordnance Res Maribyrnong	2	Apartment	\$460,000	29 Mar 2025
 26 Kellaway St Maribyrnong	3	House	\$1,340,000	27 Mar 2025
 501/4 La Scala Av Maribyrnong	2	Apartment	\$650,000	27 Mar 2025
 20 Lilardia Av Maribyrnong	3	House	\$1,140,000	26 Mar 2025
 8 Birdwood St Maribyrnong	2	House	\$886,000	25 Mar 2025
 213/88 La Scala Av Maribyrnong	2	Apartment	\$490,000	24 Mar 2025
 2 Leopold St Maribyrnong	4	House	\$1,450,000	24 Mar 2025
 4/127 Raleigh Rd Maribyrnong	2	Townhouse	\$565,000	24 Mar 2025

Sold Properties~

Address	Bedrooms	Type	Price	Sold
 409/68 Wests Rd Maribyrnong	2	Apartment	\$420,000	20 Mar 2025
 7/10 Newstead St Maribyrnong	2	Apartment	\$392,000	18 Mar 2025
 5/12 Navigator St MARIBYRNONG	1	Unit	\$330,200	17 Mar 2025
 19/3-5 Grandview Av Maribyrnong	2	Townhouse	\$530,000	17 Mar 2025
 26/4 Wests Rd Maribyrnong	3	Apartment	\$535,000	17 Mar 2025
 2 Middle Rd Maribyrnong	3	House	\$910,000	15 Mar 2025
 4 Warrs Rd Maribyrnong	3	House	\$1,230,000	15 Mar 2025
 7 Hillsdale Av Maribyrnong	3	Townhouse	\$911,000	15 Mar 2025
 107/45 Edgewater Blvd Maribyrnong	2	Apartment	\$540,000	11 Mar 2025
 10/31 Warrs Rd Maribyrnong	2	Unit	\$555,000	11 Mar 2025
 207/77 Village Way Maribyrnong	2	Apartment	\$370,000	10 Mar 2025
 308/90 La Scala Av Maribyrnong	1	Apartment	\$375,000	04 Mar 2025



Kensington Office
291 Racecourse Road, Kensington
03 8378 0500

jelliscraig.com.au

Data is current as of PDF generation date 01/05/2025

* Updated Quarterly for the past 12 months

^ Updated daily for the past quarter

~ Updated daily: 33 recent results.

This publication contains data, analytics, statistics and other information supplied by PROPERTYDATAONLINE PTY LTD (PropertyData). The data provided in this publication is of a general nature and should not be construed as specific advice or relied upon in lieu of appropriate professional advice.

PropertyData relies upon data supplied by third parties and while the data is checked and reviewed, PropertyData does not warrant the accuracy or completeness of the information to the full extent permitted by the law and excludes all loss or damage howsoever arising (including through negligence) in connection with the data supplied by PropertyData. The State of Victoria owns the copyright in the Property Sales Data and reproduction of that data in any way without the consent of the State of Victoria will constitute a breach of the Copyright Act 1968 (cth). The State of Victoria does not warrant the accuracy or completeness of the Property Sales Data and any person using or relying upon such information does so on the basis that the State of Victoria accepts no responsibility or liability whatsoever for any errors, faults, defects or omissions in the information supplied.