

Suburb Report

Know your neighbourhood.



Property Prices

Median House Price*

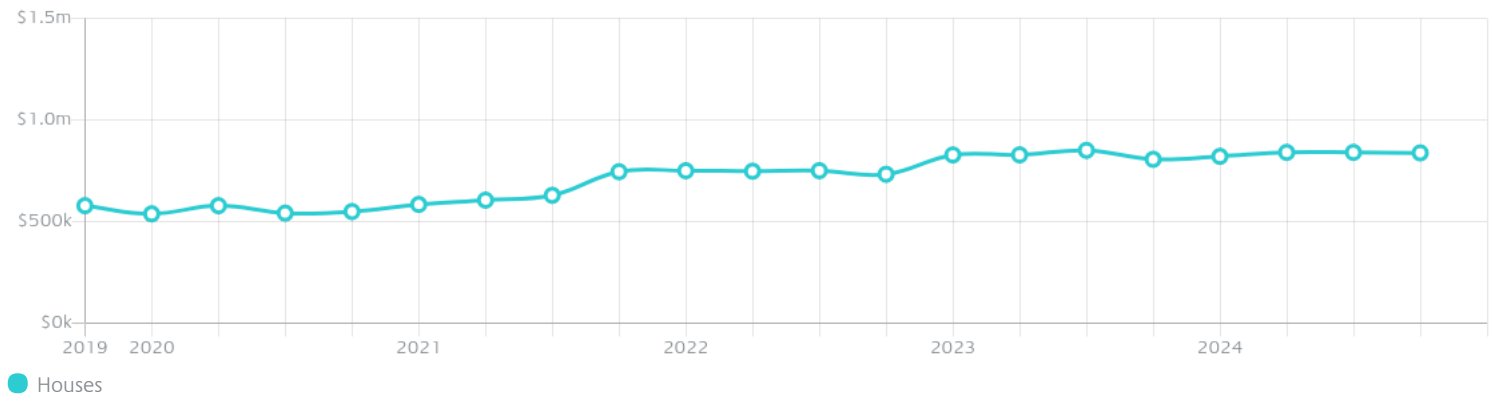
Median

\$838k

Quarterly Price Change

-0.29% ↓

Quarterly Price Change*



Surrounding Suburbs

Median House Sale Price*



Sales Snapshot

Sale Method^{*}



● Private 100%

Average Hold Period^{*}

2.4 years

Insights

Dwelling Type[^]



● Houses 100% ● Units 0%

Ownership[^]



● Owned Outright 48% ● Mortgaged 44% ● Rented 7%

Population[^]

775

Median Asking Rent per week^{*}

\$485

Population Growth[^]

54.38%

Rental Yield^{*}

3.4%

Median Age[^]













47 years

Median Household Size[^]




2.3 people

Sold Properties~

Discover a snapshot of the most recent results for this suburb, to view the full 12 months of sales history, please go to jellisraig.com.au/suburbinsights

Address	Bedrooms	Type	Price	Sold
 17 Hill View Ct McKenzie Hill	4	House	\$1,085,000	17 Dec 2024
 24 Phyllis Cr MCKENZIE HILL	3	House	\$780,000	02 Dec 2024
 2 Woodman Dr Mckenzie Hill	4	House	\$795,000	19 Nov 2024
 62 Maldon Rd McKenzie Hill	4	House	\$729,000	06 Nov 2024
 38 Maldon Rd Mckenzie Hill	3	House	\$705,000	06 Aug 2024
 38c Maldon Rd McKenzie Hill	3	House	\$705,000	31 Jul 2024
 16 Phyllis Cr Mckenzie Hill	4	House	\$815,000	09 Jul 2024
 31 Martin St Mckenzie Hill	3	House	\$850,000	02 Jul 2024
 13 Hill View Ct McKenzie Hill	4	House	\$1,125,000	24 Jun 2024
 16 Carloway Dr McKenzie Hill	4	House	\$840,000	24 Jun 2024
 1 Kulindi Ct Mckenzie Hill	3	House	\$712,000	03 Jun 2024
 58 Maldon Rd McKenzie Hill	4	House	\$700,000	20 Mar 2024

Sold Properties~

Address	Bedrooms	Type	Price	Sold
 7 Acacia Ct MCKENZIE HILL	4	House	\$835,000	05 Mar 2024
 35 Maldon Rd Mckenzie Hill	4	House	\$900,000	16 Feb 2024
 8 Carloway Dr MCKENZIE HILL	4	House	\$850,000	14 Feb 2024



jelliscraig.com.au

Data is current as of PDF generation date 01/02/2025

* Updated Quarterly for the past 12 months

^ Updated daily for the past quarter

~ Updated daily: 33 recent results.

This publication contains data, analytics, statistics and other information supplied by PROPERTYDATAONLINE PTY LTD (PropertyData). The data provided in this publication is of a general nature and should not be construed as specific advice or relied upon in lieu of appropriate professional advice.

PropertyData relies upon data supplied by third parties and while the data is checked and reviewed, PropertyData does not warrant the accuracy or completeness of the information to the full extent permitted by the law and excludes all loss or damage howsoever arising (including through negligence) in connection with the data supplied by PropertyData. The State of Victoria owns the copyright in the Property Sales Data and reproduction of that data in any way without the consent of the State of Victoria will constitute a breach of the Copyright Act 1968 (cth). The State of Victoria does not warrant the accuracy or completeness of the Property Sales Data and any person using or relying upon such information does so on the basis that the State of Victoria accepts no responsibility or liability whatsoever for any errors, faults, defects or omissions in the information supplied.