

Suburb Report

Know your neighbourhood.



Property Prices

Median House Price*

Median

\$1.80m

Quarterly Price Change

-2.17% ↓

Median Unit Price*


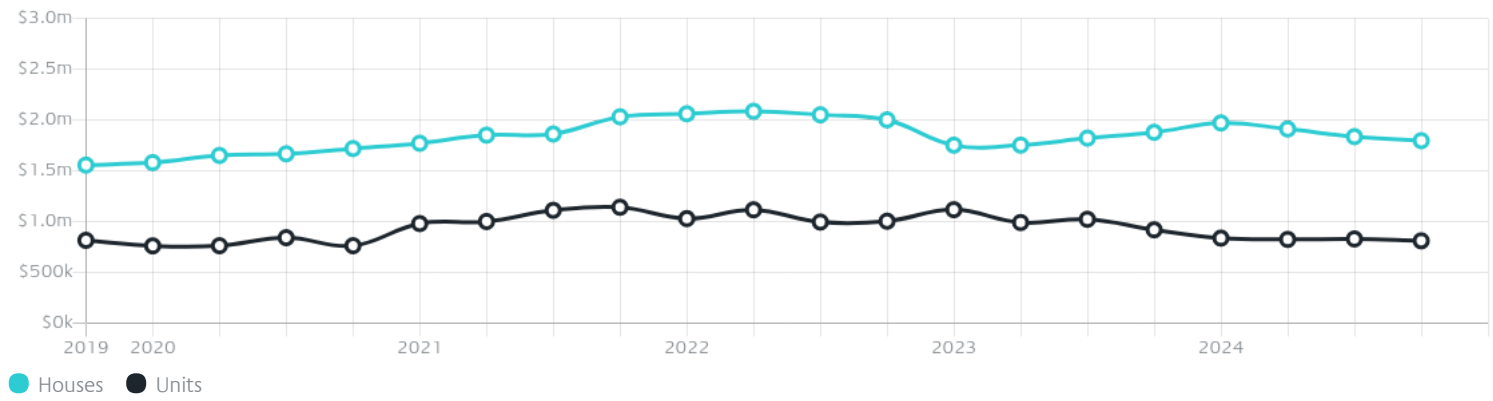
Median

\$810k

Quarterly Price Change

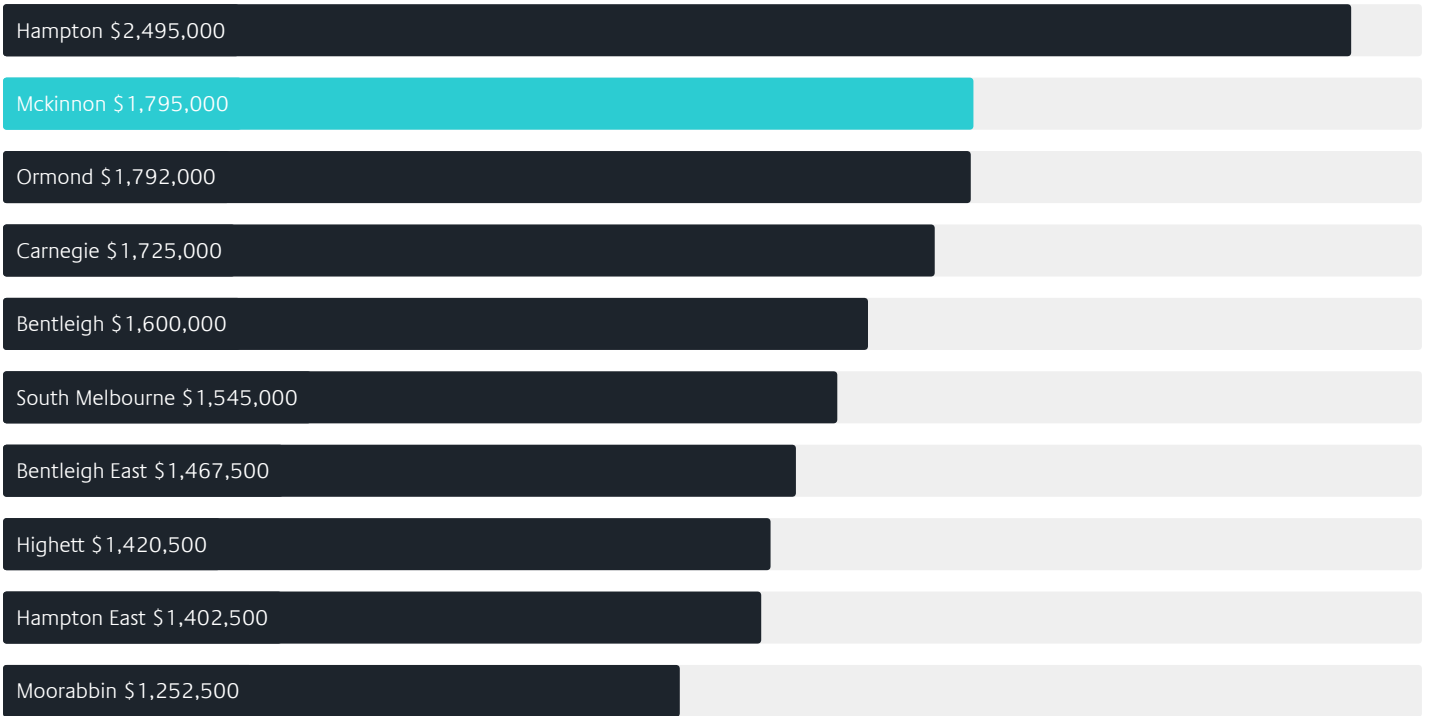
-2.26% ↓

Quarterly Price Change*

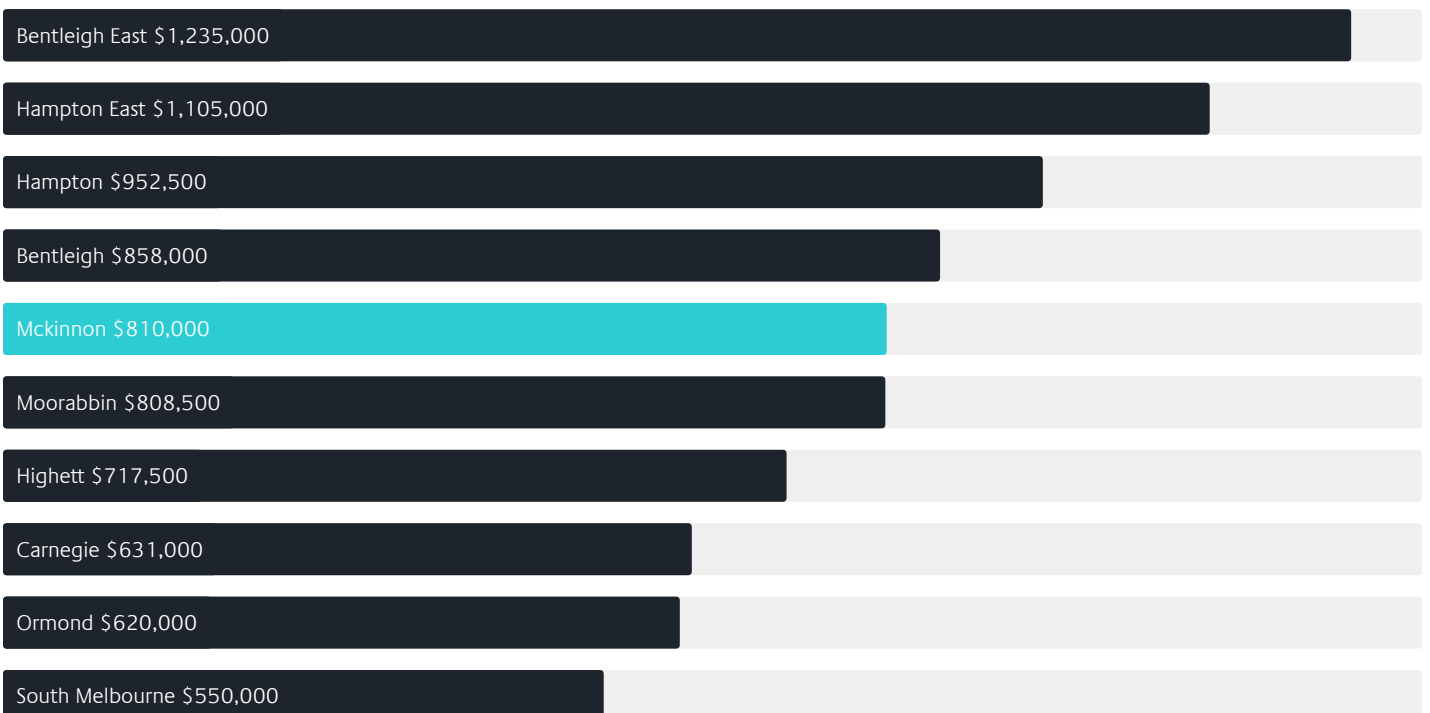


Surrounding Suburbs

Median House Sale Price*



Median Unit Sale Price*



Sales Snapshot

Sale Method^{*}



● Auction 70%
● Private 30%

Auction Clearance Rate^{*}

78.57%

Median Days on Market[^]

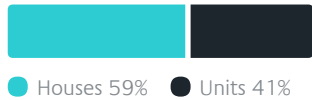
25 days

Average Hold Period^{*}

6.1 years

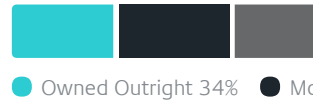
Insights

Dwelling Type[^]



● Houses 59% ● Units 41%

Ownership[^]



● Owned Outright 34% ● Mortgaged 37% ● Rented 29%

Population[^]

6,878

Median Asking Rent per week^{*}

\$855

Population Growth[^]

13.42%

Rental Yield^{*}

2.33%

Median Age[^]













40 years

Median Household Size[^]













2.8 people

Sold Properties~













Discover a snapshot of the most recent results for this suburb, to view the full 12 months of sales history, please go to jellisraig.com.au/suburbinsights

Address	Bedrooms	Type	Price	Sold
 7/32 Prince Edward Av Mckinnon	3	Townhouse	\$956,000	08 Jan 2025
 2/42 Murray Rd Mckinnon	3	Villa	\$1,130,000	14 Dec 2024
 2/46 Hall St Mckinnon	3	Unit	\$1,215,000	07 Dec 2024
 36 Chalmers St Mckinnon	4	House	\$2,135,000	23 Nov 2024
 10/5 Claire St Mckinnon	2	Apartment	\$680,000	20 Nov 2024
 101/3 Claire St Mckinnon	1	Strata Unit/Flat	\$450,000	20 Nov 2024
 7/31 Prince Edward Av Mckinnon	3	Unit	\$930,000	13 Nov 2024
 2 Glen Orme Av Mckinnon	4	House	\$1,700,000	13 Nov 2024
 74 Murray Rd Mckinnon	6	House	\$3,328,888	10 Nov 2024
 2/15a Wattle Gr Mckinnon	3	Unit	\$1,260,000	09 Nov 2024
 1/1 Graham Av Mckinnon	3	Townhouse	\$1,080,000	01 Nov 2024
 1/26 Amelia St Mckinnon	3	Townhouse	\$1,401,500	26 Oct 2024

Sold Properties~

Address	Bedrooms	Type	Price	Sold
 2/304 Mckinnon Rd Mckinnon	2	Unit	\$1,089,000	26 Oct 2024
 1 Ellindale Av Mckinnon	4	House	\$1,905,000	26 Oct 2024
 2/2 Graham Av Mckinnon	1	Apartment	\$499,000	20 Oct 2024
 102/2 Graham Av Mckinnon	2	Strata Unit/Flat	\$676,000	16 Oct 2024
 110 Mckinnon Rd Mckinnon	3	Townhouse	\$1,160,000	12 Oct 2024
 8b Blackshaw St Mckinnon	4	Townhouse	\$1,900,000	10 Oct 2024
 8/66 Bent St Mckinnon	2	Strata Unit/Flat	\$660,000	09 Oct 2024
 1 Amelia St Mckinnon	5	House	\$2,260,000	03 Oct 2024
 49 Exhibition St Mckinnon	4	House	\$1,650,000	01 Oct 2024
 5 Prince Edward Av Mckinnon	5	House	\$2,260,000	30 Sep 2024
 103/240 Mckinnon Rd Mckinnon	2	Apartment	\$740,740	26 Sep 2024
 7 Fitzroy St Mckinnon	4	House	\$1,750,000	24 Sep 2024

Sold Properties~

Address	Bedrooms	Type	Price	Sold
 36b Anne St Mckinnon	4	House	\$1,660,000	21 Sep 2024
 1/5 Elm Gr Mckinnon	2	Unit	\$750,000	21 Sep 2024
 245 Tucker Rd Mckinnon	4	House	\$2,125,000	21 Sep 2024
 33 Field St Mckinnon	3	House	\$1,750,000	21 Sep 2024
 5/227 Mckinnon Rd Mckinnon	3	Townhouse	\$875,000	19 Sep 2024
 5/3 Claire St Mckinnon	2	Strata Unit/Flat	\$700,000	19 Sep 2024
 2/203 McKinnon Rd Mckinnon	3	Unit	\$1,395,000	16 Sep 2024
 2/1 Graham Av Mckinnon	3	Townhouse	\$932,000	14 Sep 2024
 231b Tucker Rd Mckinnon	4	Strata Unit/Townhouse	\$1,515,000	14 Sep 2024
 302/193 Mckinnon Rd Mckinnon	2	Apartment	\$698,000	14 Sep 2024
 18 Mckinnon Rd Mckinnon	4	House	\$1,850,000	14 Sep 2024
 1/1 Claire St Mckinnon	4	House	\$1,605,000	14 Sep 2024



Bentleigh Office
Level 1, 277 - 279 Centre Road, Bentleigh
03 9593 4500

jelliscraig.com.au

Data is current as of PDF generation date 01/02/2025

* Updated Quarterly for the past 12 months

^ Updated daily for the past quarter

~ Updated daily: 33 recent results.

This publication contains data, analytics, statistics and other information supplied by PROPERTYDATAONLINE PTY LTD (PropertyData). The data provided in this publication is of a general nature and should not be construed as specific advice or relied upon in lieu of appropriate professional advice.

PropertyData relies upon data supplied by third parties and while the data is checked and reviewed, PropertyData does not warrant the accuracy or completeness of the information to the full extent permitted by the law and excludes all loss or damage howsoever arising (including through negligence) in connection with the data supplied by PropertyData. The State of Victoria owns the copyright in the Property Sales Data and reproduction of that data in any way without the consent of the State of Victoria will constitute a breach of the Copyright Act 1968 (cth). The State of Victoria does not warrant the accuracy or completeness of the Property Sales Data and any person using or relying upon such information does so on the basis that the State of Victoria accepts no responsibility or liability whatsoever for any errors, faults, defects or omissions in the information supplied.