

Suburb Report

Know your neighbourhood.



Property Prices

Median House Price*

Median

\$1.80m

Quarterly Price Change

0.00% ↓

Median Unit Price*

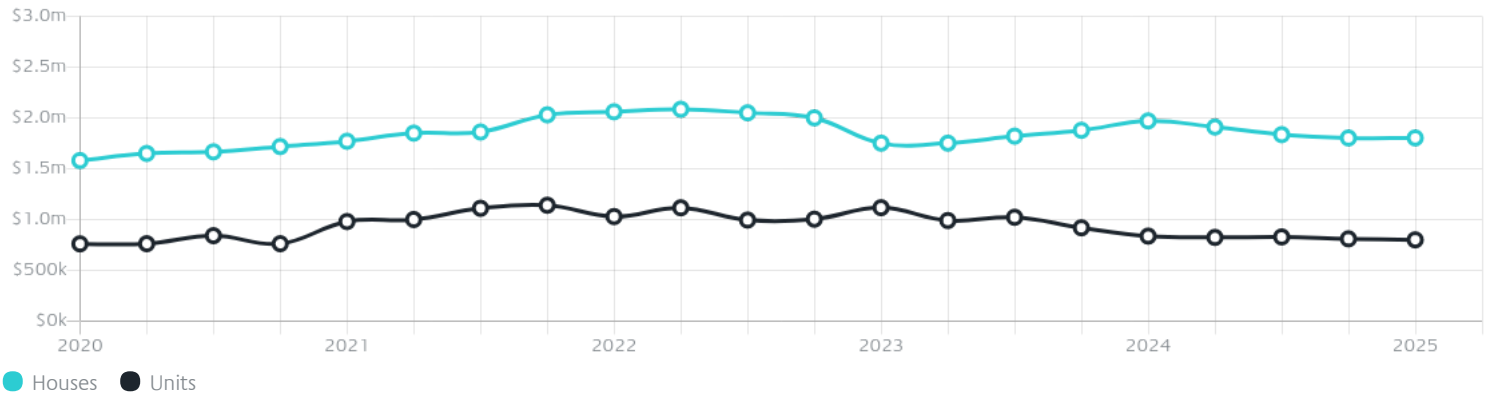
Median

\$800k

Quarterly Price Change

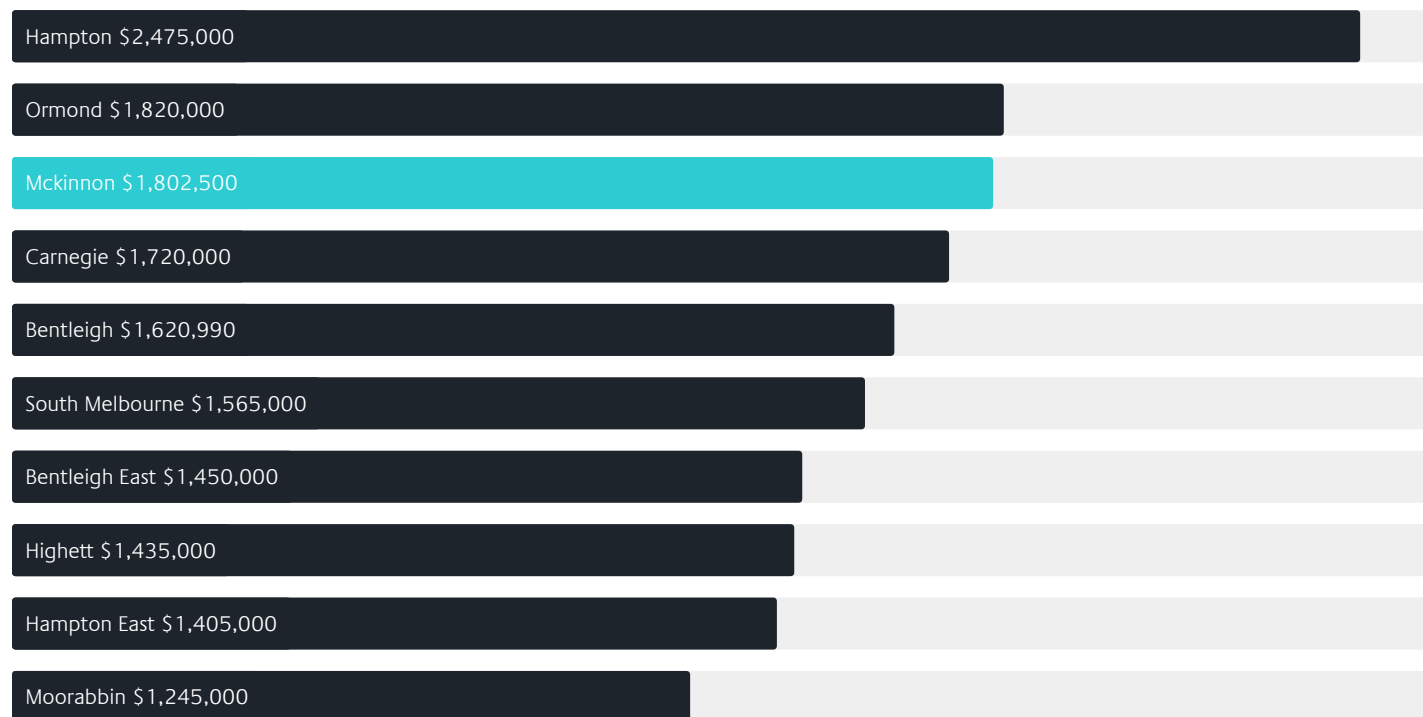
-1.23% ↓

Quarterly Price Change*

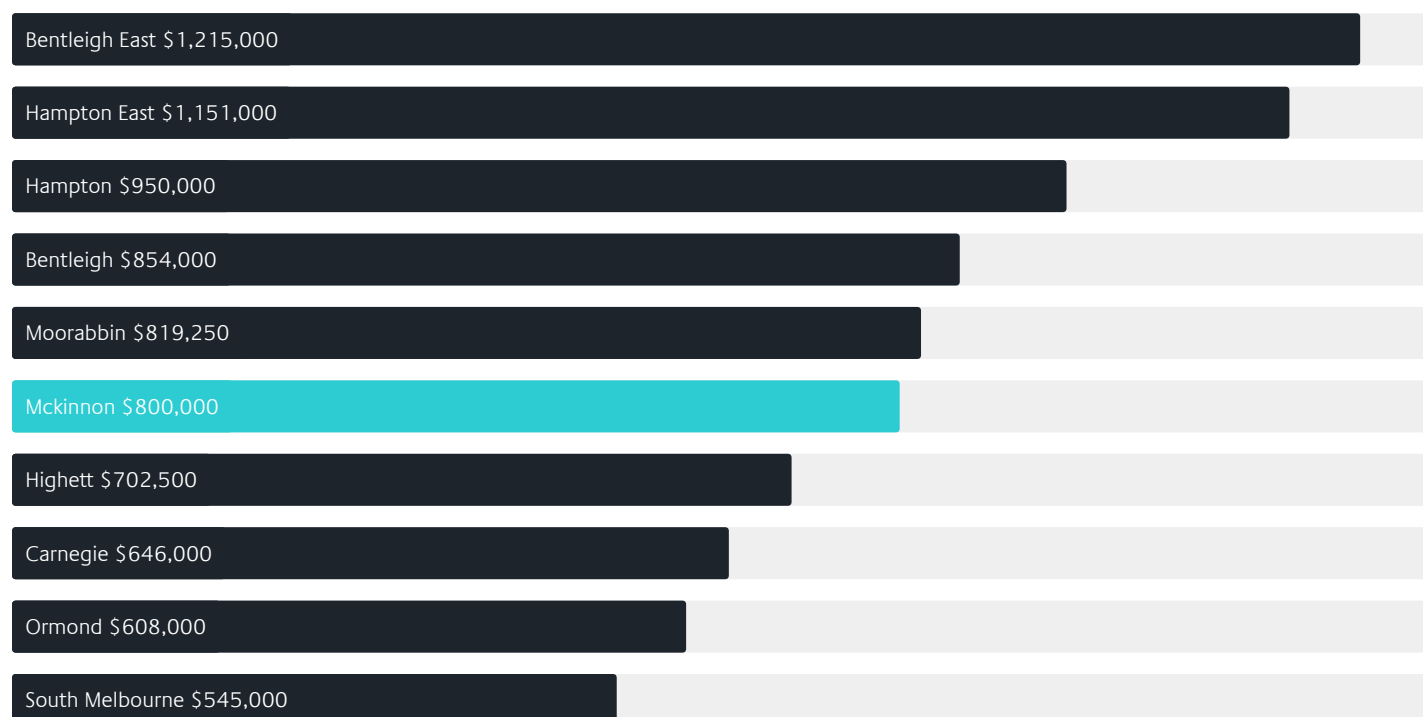


Surrounding Suburbs

Median House Sale Price*



Median Unit Sale Price*



Sales Snapshot

Sale Method*



● Auction 57%
● Private 43%

Auction Clearance Rate*

76.47%

Median Days on Market^

24 days

Average Hold Period*

6.1 years

Insights

Dwelling Type^



● Houses 59% ● Units 41%

Ownership^



● Owned Outright 34% ● Mortgaged 37% ● Rented 29%

Population^

6,878

Median Asking Rent per week*

\$800

Population Growth^

13.42%

Rental Yield*

2.33%

Median Age^













40 years

Median Household Size^













2.8 people

Sold Properties~













Discover a snapshot of the most recent results for this suburb, to view the full 12 months of sales history, please go to jellisraig.com.au/suburbinsights

Address	Bedrooms	Type	Price	Sold
 201 / 193 Mckinnon Rd Mckinnon	2	Apartment	\$630,000	26 May 2025
 14 Lysbeth St Mckinnon	4	House	\$2,450,000	24 May 2025
 38b Windsor Av Mckinnon	5	Townhouse	\$1,995,000	01 May 2025
 3 Hastings St Mckinnon	4	House	\$2,275,000	29 Apr 2025
 124 Wheatley Rd Mckinnon	3	House	\$1,345,000	04 Apr 2025
 3/5 Adelaide St Mckinnon	2	Flat / Unit / Apartment	\$1,065,000	04 Apr 2025
 287 Jasper Rd Mckinnon	3	House	\$1,600,000	31 Mar 2025
 3 / 289 Mckinnon Rd Mckinnon	3	Unit	\$909,000	25 Mar 2025
 27b Carlton St Mckinnon	2	Villa	\$980,000	22 Mar 2025
 1 / 10 Wattle Gr Mckinnon	2	Unit	\$820,000	15 Mar 2025
 24 Amelia St Mckinnon	3	House	\$1,700,000	15 Mar 2025
 1 / 47 Wright St Mckinnon	2	Unit	\$785,000	01 Mar 2025

Sold Properties~

Address	Bedrooms	Type	Price	Sold
 204/2 Graham Av Mckinnon	2	Strata Unit/Flat	\$718,000	01 Mar 2025
 12 Exhibition St Mckinnon	3	House	\$1,440,000	20 Feb 2025
 6/125-127 Mckinnon Rd Mckinnon	1	Apartment	\$308,000	19 Feb 2025
 6/125 Mckinnon Rd Mckinnon	1	Strata Unit/Flat	\$308,000	19 Feb 2025
 2 Creswick Gr Mckinnon	5	House	\$3,160,000	15 Feb 2025
 29 Jean St Mckinnon	2	House	\$1,450,000	15 Feb 2025
 306/270b Mckinnon Rd Mckinnon	2	Apartment	\$560,000	14 Feb 2025
 3/142 Mckinnon Rd Mckinnon	2	Apartment	\$445,000	14 Feb 2025
 4/10 Wattle Gr Mckinnon	1	Unit	\$486,000	11 Feb 2025
 205/61 Lees St Mckinnon	1	Apartment	\$405,000	04 Feb 2025
 13 Ellindale Av Mckinnon	5	House	\$2,100,000	31 Jan 2025
 56 Whitmuir Rd Mckinnon	4	House	\$2,200,000	16 Jan 2025

Sold Properties~

Address	Bedrooms	Type	Price	Sold
 2c Malcolm St Mckinnon	4	Strata Unit/Townhouse	\$2,100,000	14 Jan 2025
 2b Malcolm St Mckinnon	4	House	\$2,050,000	14 Jan 2025
 7/32 Prince Edward Av Mckinnon	3	Townhouse	\$956,000	08 Jan 2025
 23 Fitzroy St Mckinnon	4	House	\$1,500,000	03 Jan 2025
 6 Creswick Gr Mckinnon	3	House	\$1,785,000	21 Dec 2024
 10b Blackshaw St Mckinnon	4	Townhouse	\$1,641,500	19 Dec 2024
 2/42 Murray Rd Mckinnon	3	Villa	\$1,130,000	14 Dec 2024
 3/50 Whitmuir Rd Mckinnon	1	Unit	\$500,000	14 Dec 2024
 304/144 Mckinnon Rd Mckinnon	2	Strata Unit/Flat	\$578,500	13 Dec 2024
 20 Harold St Mckinnon	5	House	\$3,060,000	13 Dec 2024
 2/7 Station Av Mckinnon	2	Unit	\$800,000	10 Dec 2024
 43 Exhibition St Mckinnon	3	House	\$1,300,000	07 Dec 2024



Bentleigh Office
Level 1, 277 - 279 Centre Road, Bentleigh
03 9593 4500

jelliscraig.com.au

Data is current as of PDF generation date 01/06/2025

* Updated Quarterly for the past 12 months

^ Updated daily for the past quarter

~ Updated daily: 33 recent results.

This publication contains data, analytics, statistics and other information supplied by PROPERTYDATAONLINE PTY LTD (PropertyData). The data provided in this publication is of a general nature and should not be construed as specific advice or relied upon in lieu of appropriate professional advice.

PropertyData relies upon data supplied by third parties and while the data is checked and reviewed, PropertyData does not warrant the accuracy or completeness of the information to the full extent permitted by the law and excludes all loss or damage howsoever arising (including through negligence) in connection with the data supplied by PropertyData. The State of Victoria owns the copyright in the Property Sales Data and reproduction of that data in any way without the consent of the State of Victoria will constitute a breach of the Copyright Act 1968 (cth). The State of Victoria does not warrant the accuracy or completeness of the Property Sales Data and any person using or relying upon such information does so on the basis that the State of Victoria accepts no responsibility or liability whatsoever for any errors, faults, defects or omissions in the information supplied.