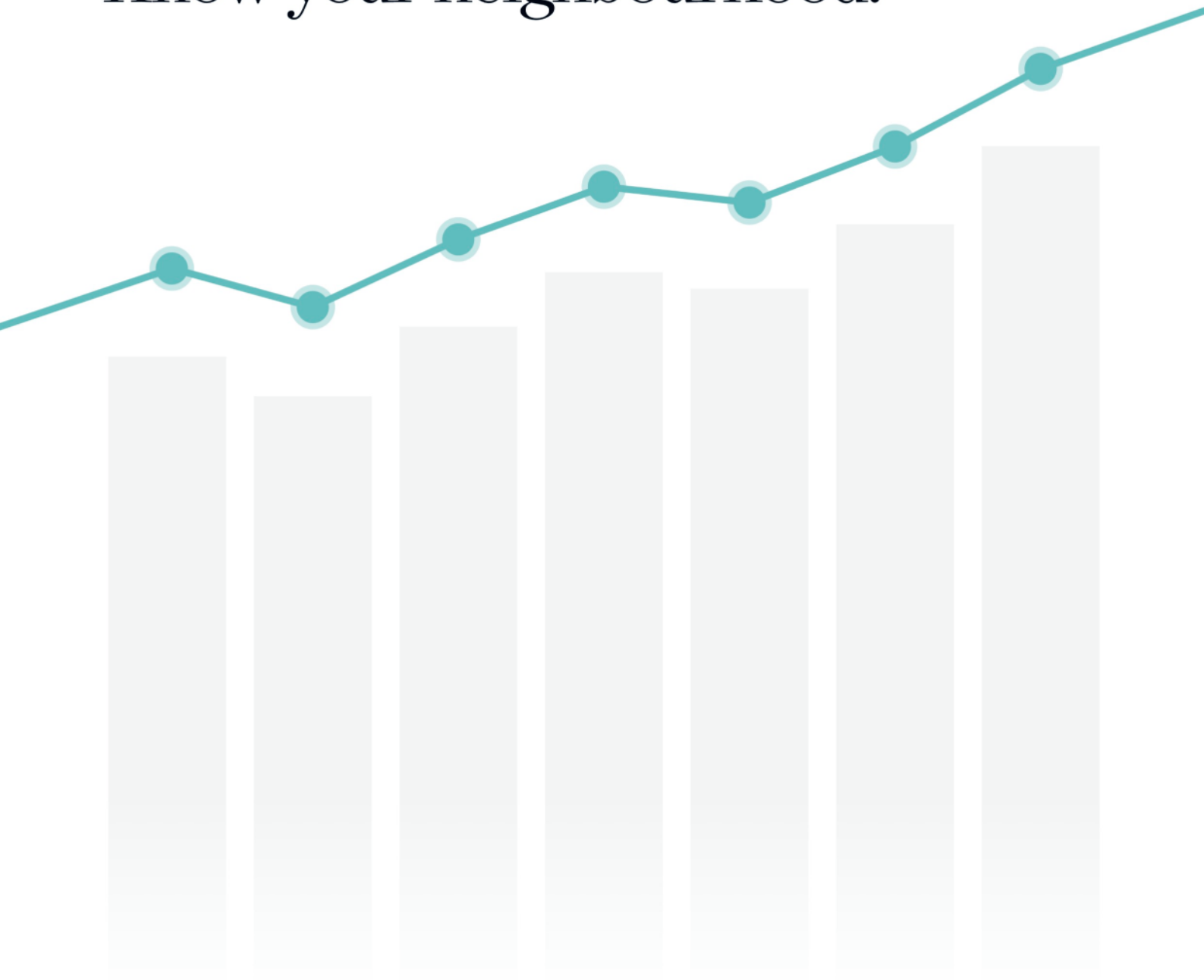


## *Suburb Report*

Know your neighbourhood.



# Property Prices

## Median House Price\*

Median

**\$798k**

Quarterly Price Change

**1.26% ↑**

## Median Unit Price\*

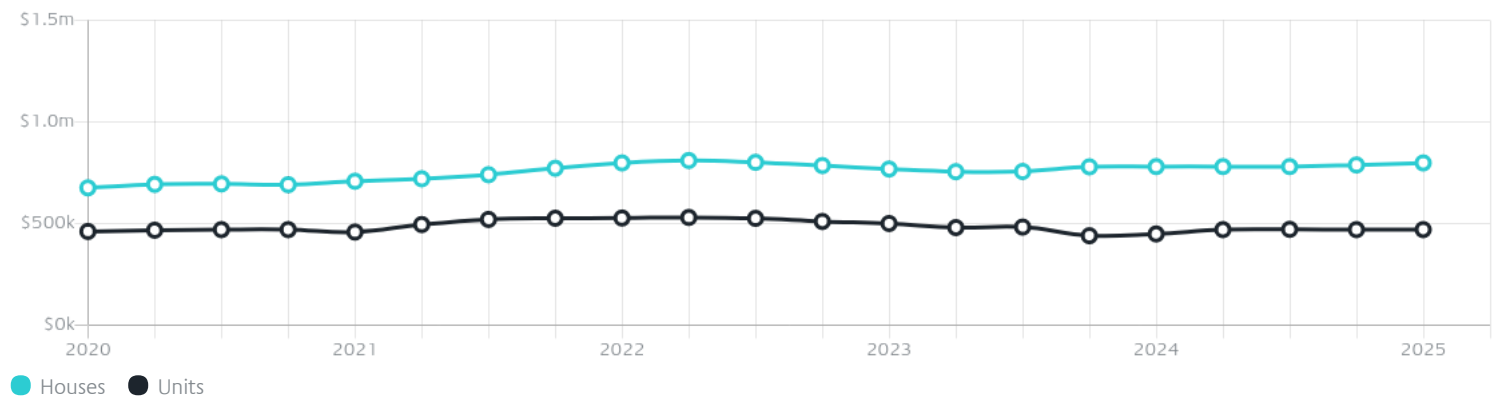
Median

**\$470k**

Quarterly Price Change

**0.00% ↓**

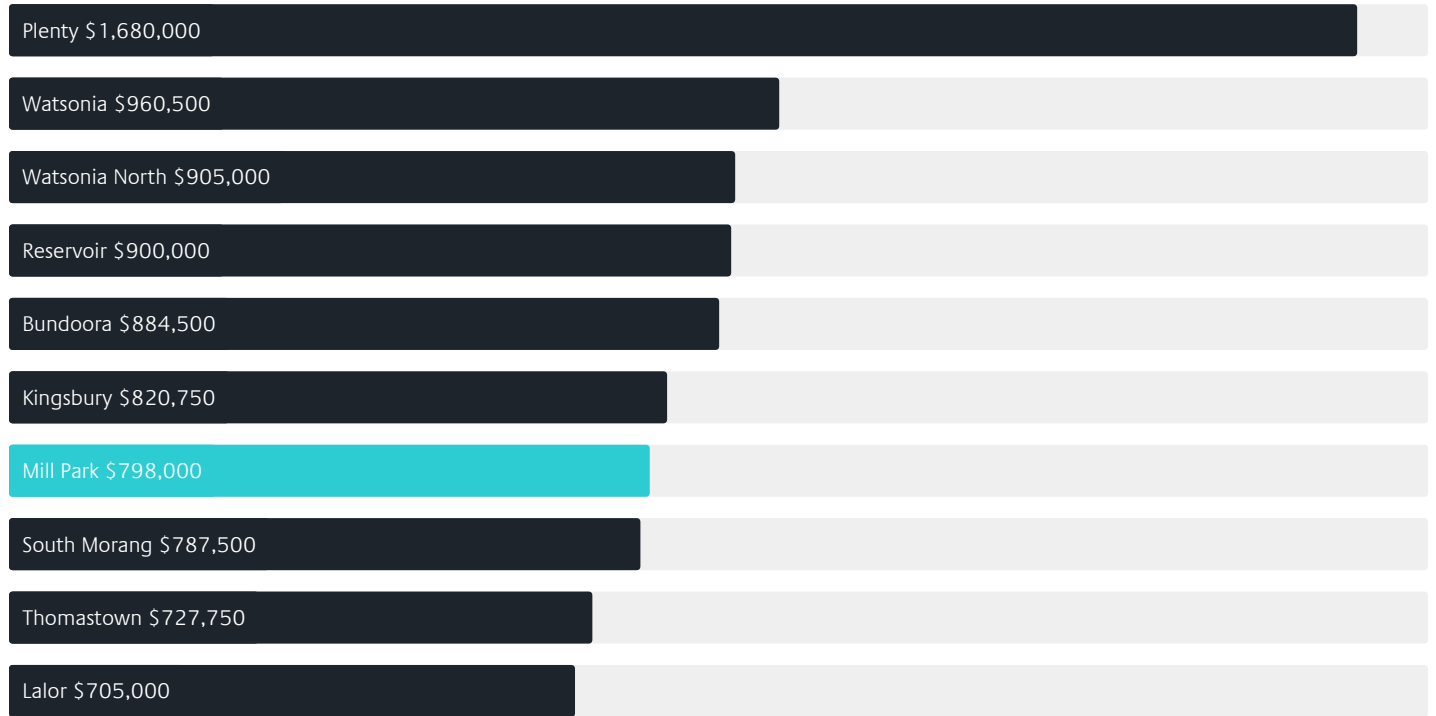
## Quarterly Price Change\*



# Surrounding Suburbs

---

## Median House Sale Price\*



## Median Unit Sale Price\*



# Sales Snapshot

Sale Method<sup>\*</sup>



● Auction 76%  
● Private 24%

Auction Clearance Rate<sup>\*</sup>

90.8%

Median Days on Market<sup>^</sup>

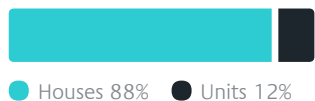
24 days

Average Hold Period<sup>\*</sup>

8.4 years

## Insights

Dwelling Type<sup>^</sup>



● Houses 88% ● Units 12%

Ownership<sup>^</sup>



● Owned Outright 41% ● Mortgaged 38% ● Rented 20%

Population<sup>^</sup>

28,712

Median Asking Rent per week<sup>\*</sup>

\$530

Population Growth<sup>^</sup>

-3.36%

Rental Yield<sup>\*</sup>

3.48%

Median Age<sup>^</sup>













40 years

Median Household Size<sup>^</sup>













2.7 people

# Sold Properties~

Discover a snapshot of the most recent results for this suburb, to view the full 12 months of sales history, please go to [jellisraig.com.au/suburbinsights](https://jellisraig.com.au/suburbinsights)













Address	Bedrooms	Type	Price	Sold
 41a Maybury Dr Mill Park	3	House	\$755,000	28 Jun 2025
 71 Wenden Rd MILL PARK	4	House	\$986,000	28 Jun 2025
 28 Mirbelia Cr Mill Park	3	House	\$975,000	28 Jun 2025
 2 Silverthorn Ct MILL PARK	4	House	\$930,000	28 Jun 2025
 127 Morang Dr Mill Park	3	House	\$840,000	28 Jun 2025
 1 / 19 Grenda Dr Mill Park	2	Unit	\$562,000	28 Jun 2025
 4 Mew Ct Mill Park	4	House	\$900,000	14 Jun 2025
 7 Parkhill Cr Mill Park	5	House	\$1,320,000	14 Jun 2025
 4 Henry Cable Ct Mill Park	4	House	\$906,000	14 Jun 2025
 32 Redleap Av Mill Park	4	House	\$1,000,000	14 Jun 2025
 2 Fishburn Ct Mill Park	4	House	\$1,200,000	14 Jun 2025
 16 Royston Cl Mill Park	3	House	\$715,000	14 Jun 2025

# Sold Properties~

Address	Bedrooms	Type	Price	Sold
 16 Sharp Cirt Mill Park	2	Townhouse	\$523,500	12 Jun 2025
 1 Turtur Cl Mill Park	3	House	\$820,000	11 Jun 2025
 67 Veronica Cr Mill Park	4	House	\$900,000	07 Jun 2025
 55 Pindari Av Mill Park	3	House	\$715,000	07 Jun 2025
 18 Kellaway Cr Mill Park	5	House	\$920,000	07 Jun 2025
 2/40 Carbon Cr Mill Park	4	House	\$816,000	02 Jun 2025
 13 Tonelli Cr Mill Park	4	House	\$777,000	31 May 2025
 75 Jasmine Dr Mill Park	4	House	\$965,000	31 May 2025
 3/10 Giles Ct Mill Park	3	Townhouse	\$660,500	31 May 2025
 21 Albany Rd Mill Park	2	Townhouse	\$492,000	28 May 2025
 13 Wingate Ct Mill Park	4	House	\$1,010,000	24 May 2025
 7 Langvale Ct Mill Park	3	House	\$811,000	24 May 2025



# Sold Properties~

Address	Bedrooms	Type	Price	Sold
 2 Henty Ct Mill Park	5	House	\$1,035,000	24 May 2025
 1 / 45 Ancona Dr Mill Park	3	House	\$645,500	17 May 2025
 7 Luke Ct Mill Park	4	House	\$947,000	17 May 2025
 13 Callan Ct Mill Park	4	House	\$870,000	17 May 2025
 33 Brabham Dr Mill Park	3	House	\$832,000	17 May 2025
 11 Bellevue Ct Mill Park	3	House	\$780,000	16 May 2025
 10 Sieben Cl Mill Park	3	House	\$750,000	15 May 2025
 53 Veronica Cr Mill Park	3	House	\$852,000	10 May 2025
 1 Gardenview Cl Mill Park	2	House	\$660,000	10 May 2025
 8 Veronica Cr Mill Park	3	House	\$860,000	10 May 2025
 8 Laurina Turn Mill Park	5	House	\$1,020,000	10 May 2025
 2 / 1 Mcclelland Dr Mill Park	3	House	\$628,000	10 May 2025



Greensborough Office  
Shop 3, Ground Floor, 68 Main Street, Greensborough  
03 9432 1444

[jelliscraig.com.au](http://jelliscraig.com.au)

Data is current as of PDF generation date 01/07/2025

\* Updated Quarterly for the past 12 months

^ Updated daily for the past quarter

~ Updated daily: 33 recent results.

This publication contains data, analytics, statistics and other information supplied by PROPERTYDATAONLINE PTY LTD (PropertyData). The data provided in this publication is of a general nature and should not be construed as specific advice or relied upon in lieu of appropriate professional advice.

PropertyData relies upon data supplied by third parties and while the data is checked and reviewed, PropertyData does not warrant the accuracy or completeness of the information to the full extent permitted by the law and excludes all loss or damage howsoever arising (including through negligence) in connection with the data supplied by PropertyData. The State of Victoria owns the copyright in the Property Sales Data and reproduction of that data in any way without the consent of the State of Victoria will constitute a breach of the Copyright Act 1968 (cth). The State of Victoria does not warrant the accuracy or completeness of the Property Sales Data and any person using or relying upon such information does so on the basis that the State of Victoria accepts no responsibility or liability whatsoever for any errors, faults, defects or omissions in the information supplied.