

# *Suburb* **INSIGHTS**

3352  
MINERS REST



Data that shapes your suburb.

**Jellis  
Craig**

# Property Prices

## Median House Price\*

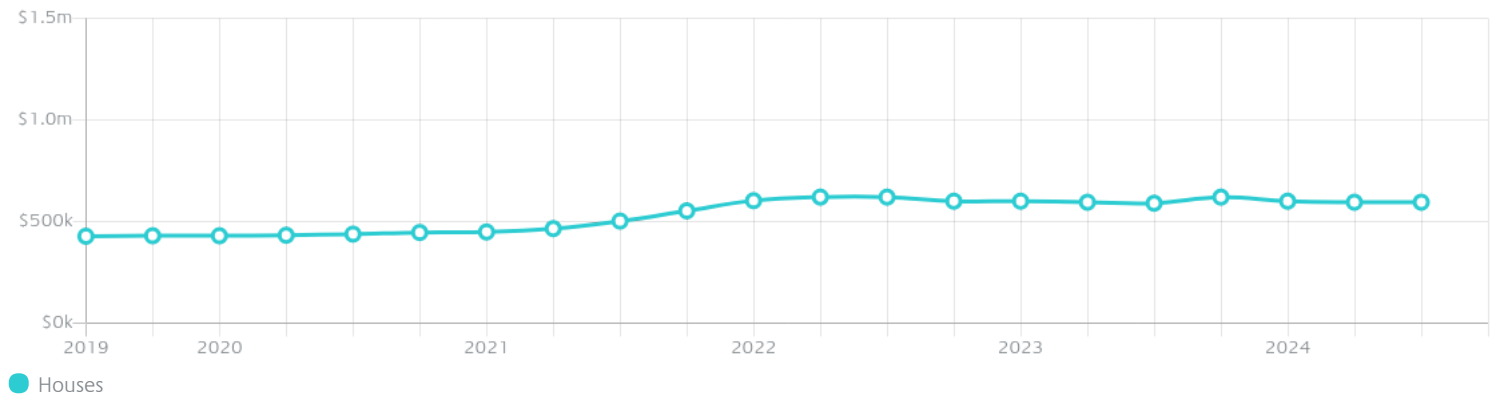
Median

**\$595k**

Quarterly Price Change

**0.00% ↓**

## Quarterly Price Change\*



# Surrounding Suburbs

---

## Median House Sale Price\*



## Median Unit Sale Price\*



# Sales Snapshot

---

## Sale Method<sup>\*</sup>



● Private 100%

## Median Days on Market<sup>^</sup>

94 days

---

## Average Hold Period<sup>\*</sup>

5.2 years

---

# Insights

---

## Dwelling Type<sup>^</sup>



● Houses 99% ● Units 1%

## Ownership<sup>^</sup>



● Owned Outright 25% ● Mortgaged 62% ● Rented 13%

## Population<sup>^</sup>

3,829

---

## Median Asking Rent per week<sup>\*</sup>

\$450

---

## Population Growth<sup>^</sup>

23.72%

---

## Rental Yield<sup>\*</sup>

3.94%

---

## Median Age<sup>^</sup>

33 years

---













## Median Household Size<sup>^</sup>

2.8 people













---

# Sold Properties~













Discover a snapshot of the most recent results for this suburb, to view the full 12 months of sales history, please go to [jellisicraig.com.au/suburbinsights](https://jellisicraig.com.au/suburbinsights)

Address	Bedrooms	Type	Price	Sold
 198 Howe St Miners Rest	3	House	\$380,000	29 Nov 2024
 26b Dundas St Miners Rest	3	House	\$420,000	25 Nov 2024
 33 Flewin Av Miners Rest	3	House	\$484,000	25 Nov 2024
 8 Aquiver Tce Miners Rest	4	House	\$570,000	12 Nov 2024
 8 Felix Ct Miners Rest	4	House	\$590,000	11 Nov 2024
 14 Keating Ct Miners Rest	4	House	\$500,000	01 Nov 2024
 301 Gillies Rd Miners Rest	4	House	\$2,600,000	18 Oct 2024
 11 Newmarket Tce Miners Rest	4	House	\$530,000	10 Oct 2024
 10 Howe St Miners Rest	4	House	\$725,000	04 Oct 2024
 24 Debono Dr Miners Rest	3	House	\$590,000	30 Sep 2024
 11 Selwyn St Miners Rest	4	House	\$535,000	06 Sep 2024
 3 Megan St Miners Rest	3	House	\$530,000	04 Sep 2024

# Sold Properties~

Address	Bedrooms	Type	Price	Sold
 12 Barley Sheaf Dr Miners Rest	4	House	\$530,000	27 Aug 2024
 6 Douglas Cl Miners Rest	4	House	\$660,000	26 Aug 2024
 6 Coventry St Miners Rest	4	House	\$815,000	21 Aug 2024
 137 Howe St Miners Rest	4	House	\$855,000	15 Aug 2024
 16 Coventry St MINERS REST	3	House	\$545,000	14 Aug 2024
 21b Lyons St Miners Rest	4	House	\$940,000	13 Aug 2024
 11 Sharpes Rd Miners Rest	5	House	\$735,000	09 Aug 2024
 23 Delaney Dr MINERS REST	3	House	\$505,000	29 Jul 2024
 22 Grand Junction Dr Miners Rest	4	House	\$603,000	16 Jul 2024
 28 Macarthur Park Blvd Miners Rest	4	House	\$612,500	10 Jul 2024
 1/9 Tanderra Ct Miners Rest	2	Unit	\$323,000	03 Jul 2024
 28 Albert St Miners Rest	4	House	\$730,000	01 Jul 2024

# Sold Properties~

Address	Bedrooms	Type	Price	Sold
 2/9 Tanderra Ct Miners Rest	2	Unit	\$325,000	20 Jun 2024
 8 Debono Dr Miners Rest	3	House	\$510,000	19 Jun 2024
 371 Cummins Rd Miners Rest	4	House	\$660,000	18 Jun 2024
 2 Crestmont Ct Miners Rest	3	House	\$505,000	14 Jun 2024
 23 Parker St Miners Rest	4	House	\$735,000	13 Jun 2024
 8 Cromie St Miners Rest	4	House	\$525,000	13 Jun 2024
 1 Crestmont Ct Miners Rest	3	House	\$530,000	13 Jun 2024
 27 Grand Junction Dr Miners Rest	4	House	\$705,000	07 Jun 2024
 6 Pemberton Pl Miners Rest	4	House	\$820,000	07 Jun 2024
 48 Albert St Miners Rest	5	House	\$710,000	03 Jun 2024
 9 Waterside Cl Miners Rest	3	House	\$652,000	31 May 2024
 11 Waterford Dr Miners Rest	3	House	\$533,000	30 May 2024



Ballarat Office  
1211 Sturt Street, Ballarat  
03 5329 2500

[jelliscraig.com.au](http://jelliscraig.com.au)

Data is current as of PDF generation date 01/12/2024

\* Updated Quarterly for the past 12 months

^ Updated daily for the past quarter

~ Updated daily: 33 recent results.

This publication contains data, analytics, statistics and other information supplied by PROPERTYDATAONLINE PTY LTD (PropertyData). The data provided in this publication is of a general nature and should not be construed as specific advice or relied upon in lieu of appropriate professional advice.

PropertyData relies upon data supplied by third parties and while the data is checked and reviewed, PropertyData does not warrant the accuracy or completeness of the information to the full extent permitted by the law and excludes all loss or damage howsoever arising (including through negligence) in connection with the data supplied by PropertyData. The State of Victoria owns the copyright in the Property Sales Data and reproduction of that data in any way without the consent of the State of Victoria will constitute a breach of the Copyright Act 1968 (cth). The State of Victoria does not warrant the accuracy or completeness of the Property Sales Data and any person using or relying upon such information does so on the basis that the State of Victoria accepts no responsibility or liability whatsoever for any errors, faults, defects or omissions in the information supplied.