

## *Suburb Report*

Know your neighbourhood.



# Property Prices

## Median House Price\*

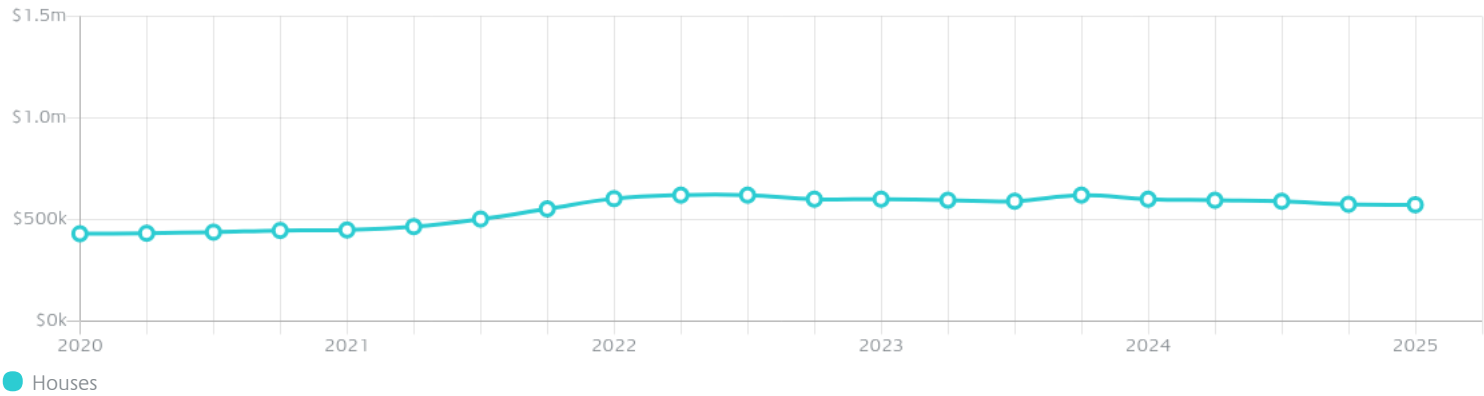
Median

\$573k

Quarterly Price Change

-0.43% ↓


## Quarterly Price Change\*



# Surrounding Suburbs

---

## Median House Sale Price\*



## Median Unit Sale Price\*



# Sales Snapshot

Sale Method<sup>\*</sup>



● Auction 5%  
● Private 95%

Auction Clearance Rate<sup>\*</sup>

100%

Median Days on Market<sup>^</sup>

50 days

Average Hold Period<sup>\*</sup>

5.2 years

## Insights

Dwelling Type<sup>^</sup>



● Houses 99% ● Units 1%

Ownership<sup>^</sup>



● Owned Outright 25% ● Mortgaged 62% ● Rented 13%

Population<sup>^</sup>

3,829

Median Asking Rent per week<sup>\*</sup>

\$450

Population Growth<sup>^</sup>

23.72%

Rental Yield<sup>\*</sup>

3.94%

Median Age<sup>^</sup>












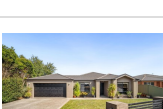
33 years

Median Household Size<sup>^</sup>













2.8 people

# Sold Properties~













Discover a snapshot of the most recent results for this suburb, to view the full 12 months of sales history, please go to [jellisraig.com.au/suburbinsights](https://jellisraig.com.au/suburbinsights)

Address	Bedrooms	Type	Price	Sold
 5 Flewin Av Miners Rest	4	House	\$580,000	24 Apr 2025
 14 Aquiver Tce Miners Rest	4	House	\$708,000	17 Apr 2025
 7 Emmy Dr Miners Rest	3	House	\$530,000	31 Mar 2025
 1 Jamb Ct Miners Rest	4	House	\$610,000	27 Mar 2025
 11 Caviar Ct Miners Rest	4	House	\$580,000	21 Mar 2025
 2/246 Howe St Miners Rest	3	Unit	\$475,000	21 Mar 2025
 16 Debono Dr Miners Rest	4	House	\$650,000	14 Mar 2025
 66 Howe St Miners Rest	3	House	\$455,000	12 Mar 2025
 4 Selwyn St Miners Rest	3	House	\$540,000	06 Mar 2025
 22 Lyons St Miners Rest	2	House	\$365,000	26 Feb 2025
 5 Normlyttle Pde Miners Rest	3	House	\$485,000	26 Feb 2025
 23 Malahide Dr Miners Rest	4	House	\$640,000	21 Feb 2025

# Sold Properties~

Address	Bedrooms	Type	Price	Sold
 3 United Ct Miners Rest	3	House	\$435,000	19 Feb 2025
 2 Namron Ct Miners Rest	3	House	\$516,000	17 Feb 2025
 4 Samoth Ct Miners Rest	4	House	\$685,000	11 Feb 2025
 13 Coventry St Miners Rest	3	House	\$490,000	06 Feb 2025
 35 Delaney Dr Miners Rest	3	House	\$500,000	31 Jan 2025
 21 Caviar Ct Miners Rest	2	House	\$550,000	30 Jan 2025
 20 Howe St Miners Rest	4	House	\$655,000	29 Jan 2025
 50 Howe St Miners Rest	3	House	\$555,000	22 Jan 2025
 18 Waterford Dr Miners Rest	4	House	\$730,000	22 Jan 2025
 4 Orbost Dr Miners Rest	3	House	\$525,000	17 Jan 2025
 9 Emmy Dr Miners Rest	4	House	\$480,000	14 Jan 2025
 74 Waterford Dr Miners Rest	3	House	\$517,000	14 Jan 2025

# Sold Properties~

Address	Bedrooms	Type	Price	Sold
 2 Normlyttle Pde Miners Rest	3	House	\$520,000	20 Dec 2024
 7 Derby Vw Miners Rest	4	House	\$560,000	20 Dec 2024
 18 Barley Sheaf Dr Miners Rest	4	House	\$610,000	19 Dec 2024
 17b Raglan St Miners Rest	3	House	\$455,000	13 Dec 2024
 6 Sharpes Rd Miners Rest	3	House	\$485,000	04 Dec 2024
 198 Howe St Miners Rest	3	House	\$380,000	29 Nov 2024
 43 Flewin Av Miners Rest	4	House	\$620,000	28 Nov 2024
 26b Dundas St Miners Rest	3	House	\$420,000	25 Nov 2024
 33 Flewin Av Miners Rest	3	House	\$484,000	25 Nov 2024
 8 Aquiver Tce Miners Rest	4	House	\$570,000	12 Nov 2024
 8 Felix Ct Miners Rest	4	House	\$590,000	11 Nov 2024
 14 Keating Ct Miners Rest	4	House	\$500,000	01 Nov 2024



Ballarat Office  
1211 Sturt Street, Ballarat  
03 5329 2500

[jelliscraig.com.au](http://jelliscraig.com.au)

Data is current as of PDF generation date 01/05/2025

\* Updated Quarterly for the past 12 months

^ Updated daily for the past quarter

~ Updated daily: 33 recent results.

This publication contains data, analytics, statistics and other information supplied by PROPERTYDATAONLINE PTY LTD (PropertyData). The data provided in this publication is of a general nature and should not be construed as specific advice or relied upon in lieu of appropriate professional advice.

PropertyData relies upon data supplied by third parties and while the data is checked and reviewed, PropertyData does not warrant the accuracy or completeness of the information to the full extent permitted by the law and excludes all loss or damage howsoever arising (including through negligence) in connection with the data supplied by PropertyData. The State of Victoria owns the copyright in the Property Sales Data and reproduction of that data in any way without the consent of the State of Victoria will constitute a breach of the Copyright Act 1968 (cth). The State of Victoria does not warrant the accuracy or completeness of the Property Sales Data and any person using or relying upon such information does so on the basis that the State of Victoria accepts no responsibility or liability whatsoever for any errors, faults, defects or omissions in the information supplied.