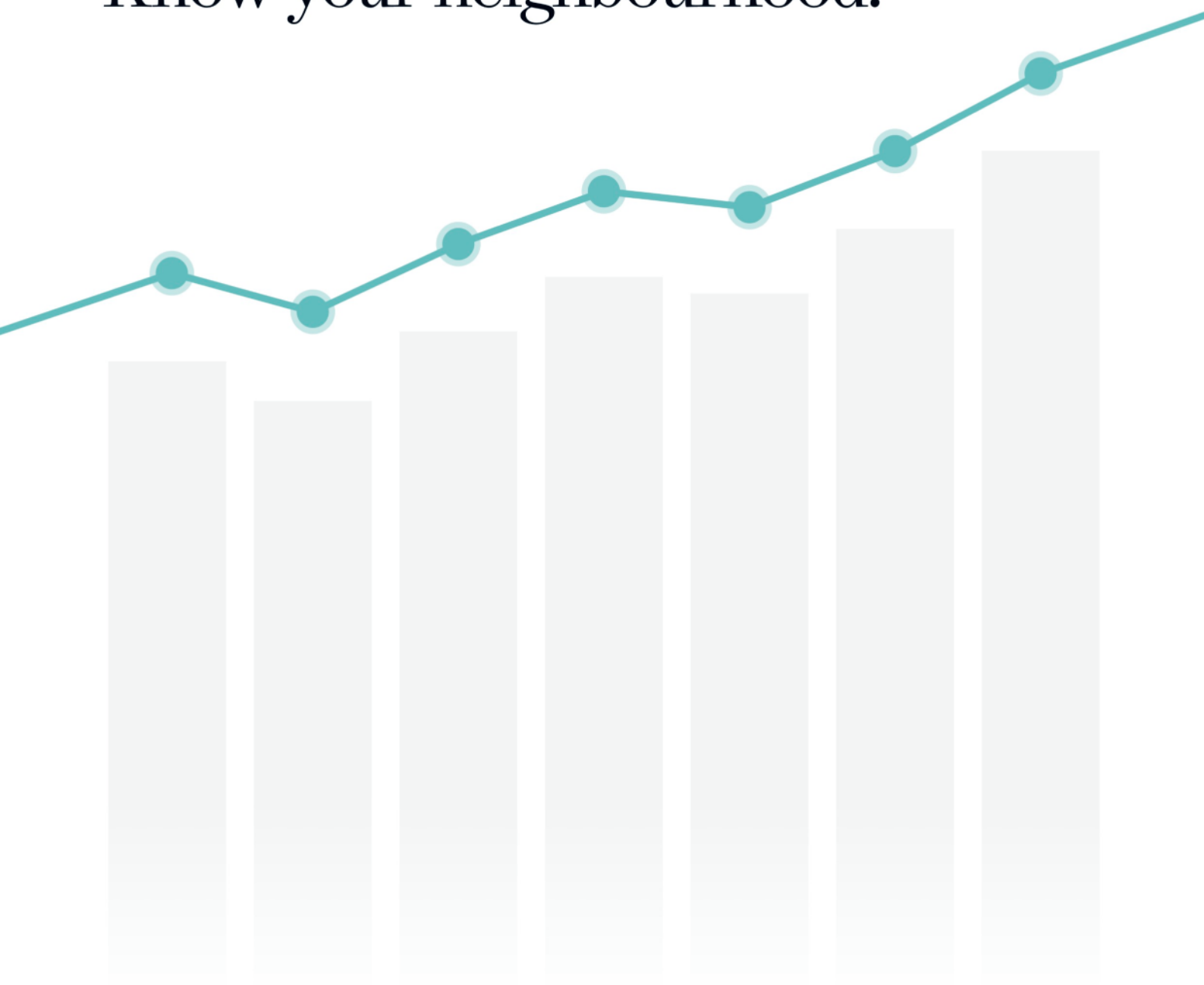


## *Suburb Report*

Know your neighbourhood.





# Property Prices

## Median House Price\*

Median

**\$1.18m**

Quarterly Price Change

**-1.08% ↓**

## Median Unit Price\*

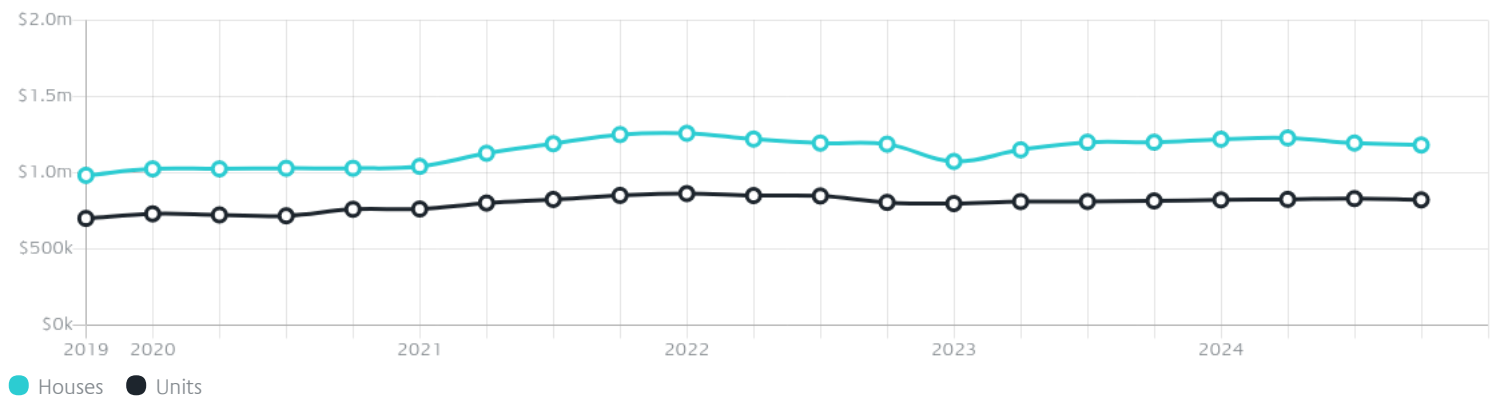
Median

**\$822k**

Quarterly Price Change

**-0.98% ↓**

## Quarterly Price Change\*

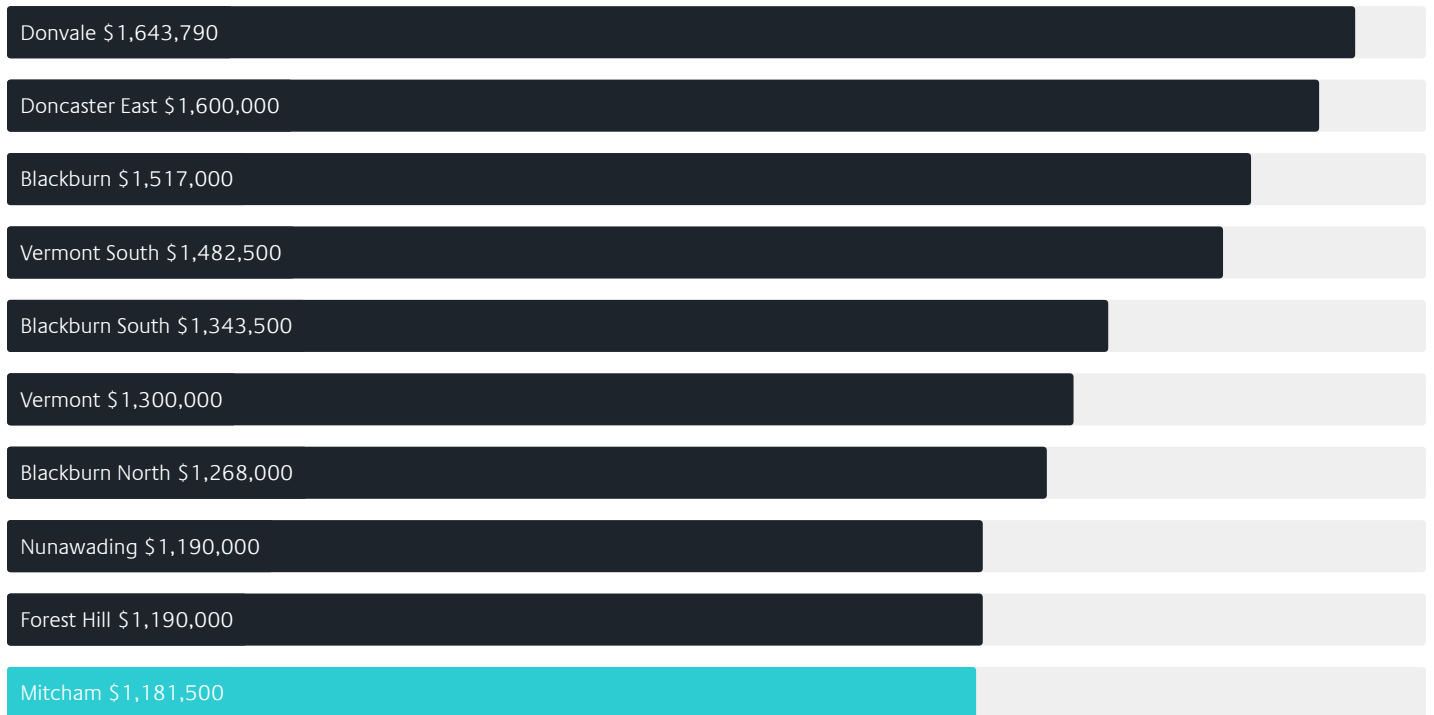





# Surrounding Suburbs

---

## Median House Sale Price\*



## Median Unit Sale Price\*





# Sales Snapshot

Sale Method<sup>\*</sup>



● Auction 67%  
● Private 33%

Auction Clearance Rate<sup>\*</sup>

77.5%

Median Days on Market<sup>^</sup>

28 days

Average Hold Period<sup>\*</sup>

8.0 years

## Insights

Dwelling Type<sup>^</sup>



● Houses 63% ● Units 37%

Ownership<sup>^</sup>



● Owned Outright 37% ● Mortgaged 38% ● Rented 24%

Population<sup>^</sup>

16,795

Median Asking Rent per week<sup>\*</sup>

\$600

Population Growth<sup>^</sup>

4.01%

Rental Yield<sup>\*</sup>

2.59%

Median Age<sup>^</sup>

39 years













Median Household Size<sup>^</sup>

2.5 people















# Sold Properties~

Discover a snapshot of the most recent results for this suburb, to view the full 12 months of sales history, please go to [jellisraig.com.au/suburbinsights](https://jellisraig.com.au/suburbinsights)

Address	Bedrooms	Type	Price	Sold
 8 Reserve Av Mitcham	3	House	\$945,000	29 Mar 2025
 35 Somers St Mitcham	3	House	\$1,100,000	29 Mar 2025
 10 Irvine St Mitcham	3	House	\$1,250,000	28 Mar 2025
 46 Glenburnie Rd Mitcham	5	House	\$2,088,888	27 Mar 2025
 2/27 Victoria Av Mitcham	2	Unit	\$660,000	22 Mar 2025
 22 Simpson St Mitcham	3	House	\$1,240,000	20 Mar 2025
 4/667 Whitehorse Rd Mitcham	3	Townhouse	\$865,000	15 Mar 2025
 61 Percy St Mitcham	3	House	\$1,234,000	12 Mar 2025
 33 Churinga Av Mitcham	3	House	\$1,250,000	06 Mar 2025
 2/5 Orient Av Mitcham	2	Unit	\$777,000	01 Mar 2025
 3/8 Tarrangower Av MITCHAM	2	Townhouse	\$755,000	27 Feb 2025
 2/13 Garden Av Mitcham	2	Strata Unit/Villa Unit/Townhouse	\$750,000	27 Feb 2025















# Sold Properties~

Address	Bedrooms	Type	Price	Sold
 308/435-439 Whitehorse Rd Mitcham	1	Unit	\$360,000	26 Feb 2025
 58 Madison Blvd Mitcham	3	Townhouse	\$905,000	26 Feb 2025
 21 Simpson St Mitcham	3	House	\$1,160,000	22 Feb 2025
 2/1 Panel St Mitcham	3	Unit	\$825,500	22 Feb 2025
 243 Mitcham Rd Mitcham	3	House	\$896,000	22 Feb 2025
 22 Casella St Mitcham	4	House	\$1,930,000	22 Feb 2025
 49 Percy St Mitcham	4	House	\$1,210,000	19 Feb 2025
 13 Alpha Ct Mitcham	3	House	\$1,366,000	15 Feb 2025
 2/377 Mitcham Rd Mitcham	2	Unit	\$722,000	14 Feb 2025
 3/6 Halls Pde Mitcham	3	Unit	\$1,120,000	13 Feb 2025
 13 Carween Av Mitcham	5	House	\$1,560,000	12 Feb 2025
 3/19 Halls Pde Mitcham	3	Unit	\$1,230,000	08 Feb 2025



# Sold Properties~

Address	Bedrooms	Type	Price	Sold
 1/37 Hedge End Rd Mitcham	3	Unit	\$1,360,000	06 Feb 2025
 36 Blossom St Mitcham	3	House	\$930,000	06 Feb 2025
 1/55 Carween Av Mitcham	3	Unit	\$885,000	04 Feb 2025
 601B/1 Colombo St Mitcham	1	Apartment	\$275,000	03 Feb 2025
 28 Tirana St Mitcham	3	House	\$1,180,000	25 Jan 2025
 2 Heatherdale Rd Mitcham	3	House	\$897,000	25 Jan 2025
 56 Brunswick Rd Mitcham	3	House	\$930,000	25 Jan 2025
 4/2 Scott St Mitcham	3	Unit	\$856,000	24 Jan 2025
 33 Mountfield Rd Mitcham	4	House	\$980,000	19 Jan 2025
 85 Percy St Mitcham	3	House	\$1,012,000	09 Jan 2025
 6/6 Heatherdale Rd Mitcham	4	Townhouse	\$790,000	06 Jan 2025
 1/60 Percy St Mitcham	3	Unit	\$790,000	06 Jan 2025





Whitehorse Office  
166 Whitehorse Road, Blackburn  
03 9908 5700

[jelliscraig.com.au](http://jelliscraig.com.au)

Data is current as of PDF generation date 01/04/2025

\* Updated Quarterly for the past 12 months

^ Updated daily for the past quarter

~ Updated daily: 33 recent results.

This publication contains data, analytics, statistics and other information supplied by PROPERTYDATAONLINE PTY LTD (PropertyData). The data provided in this publication is of a general nature and should not be construed as specific advice or relied upon in lieu of appropriate professional advice.

PropertyData relies upon data supplied by third parties and while the data is checked and reviewed, PropertyData does not warrant the accuracy or completeness of the information to the full extent permitted by the law and excludes all loss or damage howsoever arising (including through negligence) in connection with the data supplied by PropertyData. The State of Victoria owns the copyright in the Property Sales Data and reproduction of that data in any way without the consent of the State of Victoria will constitute a breach of the Copyright Act 1968 (cth). The State of Victoria does not warrant the accuracy or completeness of the Property Sales Data and any person using or relying upon such information does so on the basis that the State of Victoria accepts no responsibility or liability whatsoever for any errors, faults, defects or omissions in the information supplied.