

# *Suburb Report*

Know your neighbourhood.



# Property Prices

## Median House Price\*

Median

**\$1.18m**

Quarterly Price Change

**-1.08% ↓**

## Median Unit Price\*

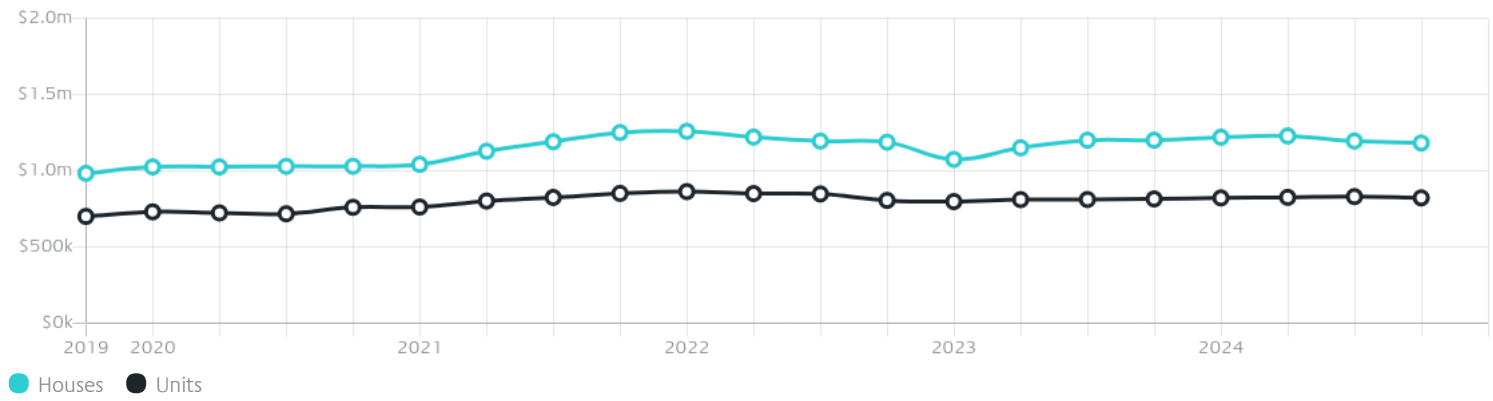
Median

**\$822k**

Quarterly Price Change

**-0.98% ↓**

## Quarterly Price Change\*




# Surrounding Suburbs

---

## Median House Sale Price\*



## Median Unit Sale Price\*



# Sales Snapshot

## Sale Method\*



● Auction 58%  
● Private 42%

## Auction Clearance Rate\*

79.17%

## Median Days on Market^

27 days

## Average Hold Period\*

8.0 years

# Insights

## Dwelling Type^



● Houses 63% ● Units 37%

## Ownership^



● Owned Outright 37% ● Mortgaged 38% ● Rented 24%

## Population^

16,795

## Median Asking Rent per week\*

\$600

## Population Growth^

4.01%

## Rental Yield\*

2.59%

## Median Age^













39 years

## Median Household Size^













2.5 people

# Sold Properties~









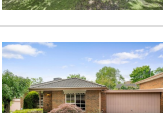
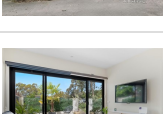
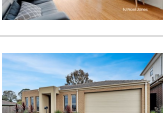

Discover a snapshot of the most recent results for this suburb, to view the full 12 months of sales history, please go to [jellisraig.com.au/suburbinsights](https://jellisraig.com.au/suburbinsights)

Address	Bedrooms	Type	Price	Sold
 28 Tirana St Mitcham	3	House	\$1,180,000	25 Jan 2025
 56 Brunswick Rd Mitcham	3	House	\$930,000	25 Jan 2025
 2 Heatherdale Rd Mitcham	3	House	\$897,000	25 Jan 2025
 4/2 Scott St Mitcham	3	Unit	\$856,000	24 Jan 2025
 6/6 Heatherdale Rd Mitcham	4	Townhouse	\$790,000	06 Jan 2025
 1/60 Percy St Mitcham	3	Unit	\$790,000	06 Jan 2025
 313 Mitcham Rd Mitcham	2	Unit	\$730,000	31 Dec 2024
 2/3 Halls Pde MITCHAM	2	Townhouse	\$758,000	26 Dec 2024
 1a Dawe Rd Mitcham	3	House	\$737,000	20 Dec 2024
 6/61 Doncaster East Rd Mitcham	2	Unit	\$476,000	20 Dec 2024
 2/1 James Av Mitcham	2	House	\$731,000	19 Dec 2024
 405/339 Mitcham Rd Mitcham	2	Apartment	\$420,000	18 Dec 2024

# Sold Properties~

Address	Bedrooms	Type	Price	Sold
 65a Doncaster East Rd Mitcham	2	Unit	\$585,000	16 Dec 2024
 7 Maple Gr Mitcham	3	Townhouse	\$1,050,000	14 Dec 2024
 18 Fuller St Mitcham	4	House	\$1,457,000	14 Dec 2024
 13 Simpson St Mitcham	2	House	\$1,182,000	14 Dec 2024
 1c Burnett St Mitcham	3	House	\$620,000	12 Dec 2024
 215/435-439 Whitehorse Rd Mitcham	1	Apartment	\$358,000	12 Dec 2024
 3/663 Whitehorse Rd Mitcham	3	Townhouse	\$850,000	09 Dec 2024
 6 Willow Av Mitcham	2	House	\$1,154,000	07 Dec 2024
 1/20 Walter St Mitcham	3	Unit	\$915,000	07 Dec 2024
 1a Orient Av Mitcham	4	House	\$1,120,000	07 Dec 2024
 30 Nara Rd Mitcham	4	House	\$960,000	03 Dec 2024
 424 Springfield Rd Mitcham	4	House	\$1,130,000	02 Dec 2024

# Sold Properties~

Address	Bedrooms	Type	Price	Sold
 2/1a Carween Av Mitcham	2	Unit	\$885,000	30 Nov 2024
 4/14-16 Mcghee Av Mitcham	2	Unit	\$650,500	30 Nov 2024
 201A/1 Colombo St Mitcham	1	Apartment	\$290,000	29 Nov 2024
 3/34 Warnes Rd Mitcham	3	Unit	\$850,000	27 Nov 2024
 20 Mcdowall St Mitcham	5	House	\$1,285,000	26 Nov 2024
 421B/1 Colombo St Mitcham	1	Apartment	\$275,000	25 Nov 2024
 2a Cook Rd Mitcham	2	Unit	\$850,000	23 Nov 2024
 3/482-484 Mitcham Rd Mitcham	2	Unit	\$648,000	23 Nov 2024
 3/15 Harrison St Mitcham	2	Unit	\$800,000	23 Nov 2024
 G01/569 Whitehorse Rd Mitcham	2	Apartment	\$575,000	20 Nov 2024
 16/12 Irvine St Mitcham	2	Unit	\$691,000	18 Nov 2024
 8 Sunninghill Ct Mitcham	4	House	\$1,200,000	16 Nov 2024



Whitehorse Office  
166 Whitehorse Road, Blackburn  
03 9908 5700

[jelliscraig.com.au](http://jelliscraig.com.au)

Data is current as of PDF generation date 01/02/2025

\* Updated Quarterly for the past 12 months

^ Updated daily for the past quarter

~ Updated daily: 33 recent results.

This publication contains data, analytics, statistics and other information supplied by PROPERTYDATAONLINE PTY LTD (PropertyData). The data provided in this publication is of a general nature and should not be construed as specific advice or relied upon in lieu of appropriate professional advice.

PropertyData relies upon data supplied by third parties and while the data is checked and reviewed, PropertyData does not warrant the accuracy or completeness of the information to the full extent permitted by the law and excludes all loss or damage howsoever arising (including through negligence) in connection with the data supplied by PropertyData. The State of Victoria owns the copyright in the Property Sales Data and reproduction of that data in any way without the consent of the State of Victoria will constitute a breach of the Copyright Act 1968 (cth). The State of Victoria does not warrant the accuracy or completeness of the Property Sales Data and any person using or relying upon such information does so on the basis that the State of Victoria accepts no responsibility or liability whatsoever for any errors, faults, defects or omissions in the information supplied.