

Suburb Report

Know your neighbourhood.



Property Prices

Median House Price*

Median

\$1.18m

Quarterly Price Change

0.08% ↑

Median Unit Price*

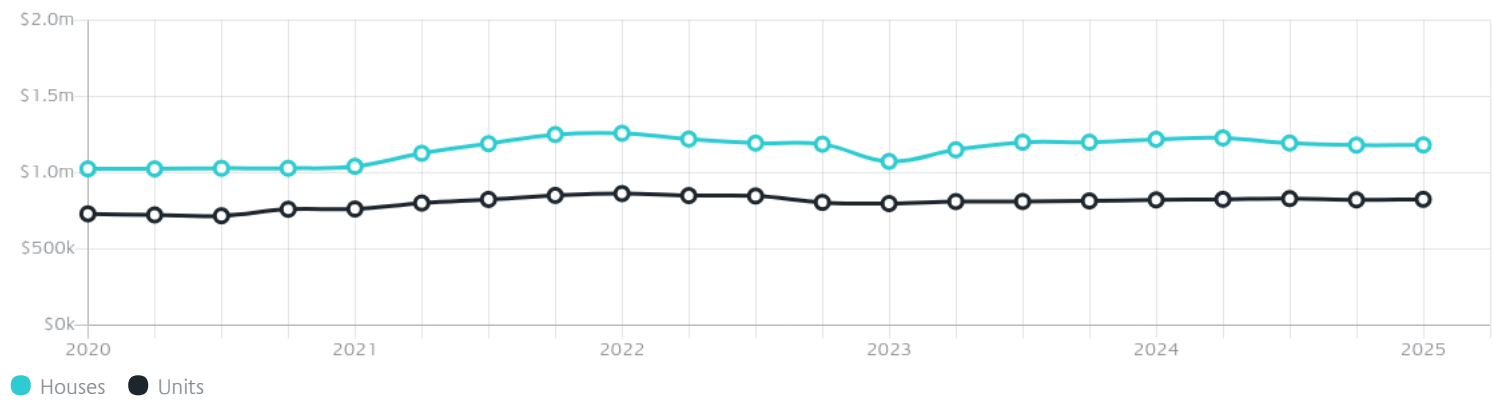
Median

\$825k

Quarterly Price Change

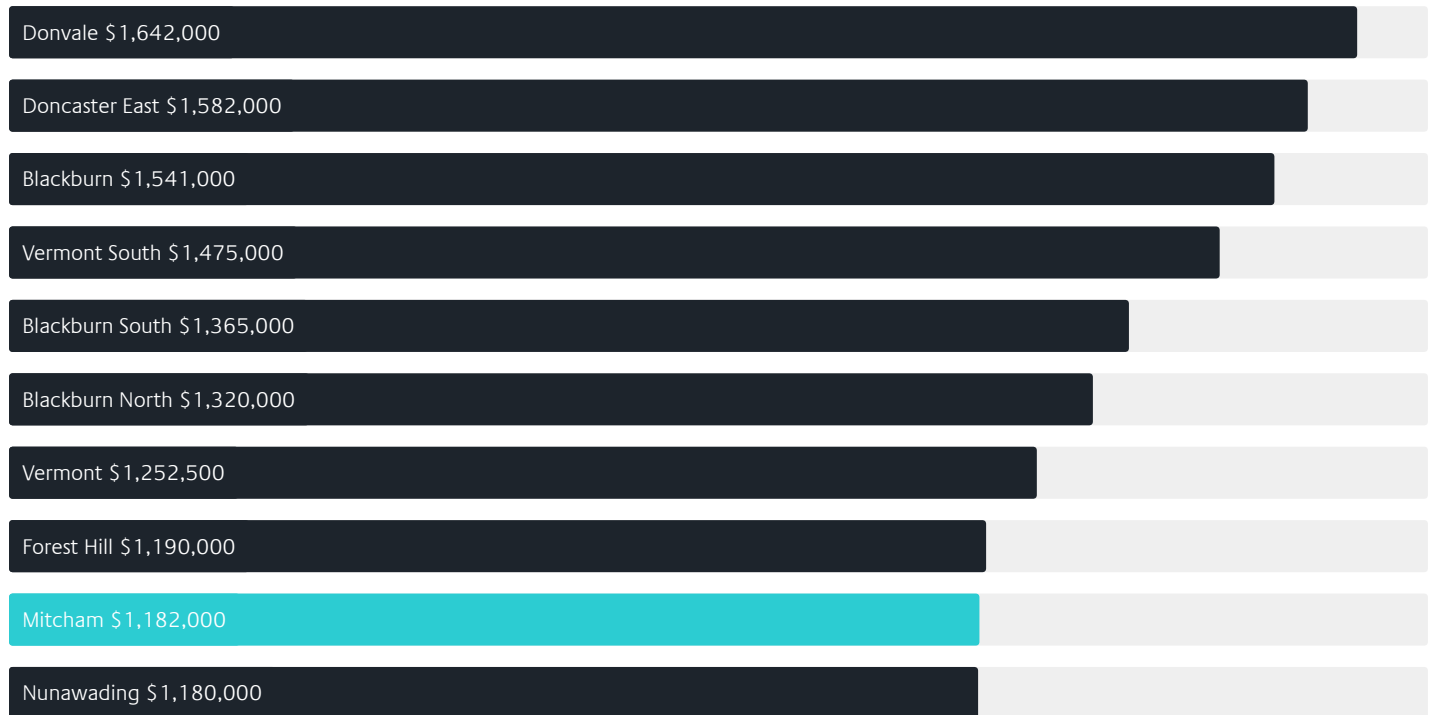
0.38% ↑

Quarterly Price Change*



Surrounding Suburbs

Median House Sale Price*



Median Unit Sale Price*



Sales Snapshot

Sale Method^{*}



● Auction 77%
● Private 23%

Auction Clearance Rate^{*}

77.97%

Median Days on Market[^]

25 days

Average Hold Period^{*}

8.0 years

Insights

Dwelling Type[^]



● Houses 63% ● Units 37%

Ownership[^]



● Owned Outright 37% ● Mortgaged 38% ● Rented 24%

Population[^]

16,795

Median Asking Rent per week^{*}

\$625

Population Growth[^]

4.01%

Rental Yield^{*}

2.59%

Median Age[^]











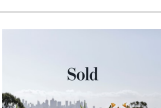

39 years

Median Household Size[^]













2.5 people

Sold Properties~













Discover a snapshot of the most recent results for this suburb, to view the full 12 months of sales history, please go to jellisicraig.com.au/suburbinsights

Address	Bedrooms	Type	Price	Sold
 16 Walwa St Mitcham	2	House	\$1,221,000	31 May 2025
 3 Walker Av Mitcham	4	House	\$2,154,000	31 May 2025
 223 Mitcham Rd Mitcham	5	House	\$1,370,000	31 May 2025
 21 Willow Av Mitcham	3	House	\$1,205,000	30 May 2025
 4 Endeavour St Mitcham	5	House	\$1,628,000	24 May 2025
 25 Nymph St Mitcham	3	House	\$1,177,000	22 May 2025
 4 Panel St Mitcham	4	House	\$1,700,000	21 May 2025
 8/9-13 Percy St Mitcham	2	Unit	\$640,000	19 May 2025
 23 Dudley St Mitcham	4	House	\$1,600,888	16 May 2025
 7/8 Harrison St Mitcham	3	Townhouse	\$990,000	15 May 2025
 2/6 Prince Edward Av Mitcham	4	Townhouse	\$995,000	15 May 2025
 7 Grace Ct Mitcham	3	House	\$1,441,000	10 May 2025

Sold Properties~

Address	Bedrooms	Type	Price	Sold
 1/11 Cobham Rd Mitcham	2	Unit	\$832,000	10 May 2025
 5 Fuller St Mitcham	5	House	\$1,376,000	10 May 2025
 15 Owen St Mitcham	5	House	\$1,500,000	10 May 2025
 59 Barkly Tce Mitcham	2	House	\$845,000	10 May 2025
 2/26 Harrison St Mitcham	3	Townhouse	\$728,000	08 May 2025
 57 Orient Av Mitcham	3	House	\$1,088,000	08 May 2025
 1/17 Harrison St Mitcham	2	Unit	\$880,000	07 May 2025
 15 Manorwood Pl MITCHAM	4	House	\$1,240,000	07 May 2025
 2/17 Dudley St Mitcham	2	Townhouse	\$898,000	03 May 2025
 8 Ross St Mitcham	3	House	\$1,025,000	03 May 2025
 34 Creek Rd Mitcham	3	House	\$1,600,000	30 Apr 2025
 7 Clive St Mitcham	3	House	\$980,000	30 Apr 2025

Sold Properties~

Address	Bedrooms	Type	Price	Sold
 2/18 Beaufort St Mitcham	1	Townhouse	\$621,888	28 Apr 2025
 8 Howard St Mitcham	2	House	\$1,090,000	28 Apr 2025
 79 Rooks Rd Mitcham	4	House	\$1,185,000	26 Apr 2025
 24 Beaufort St Mitcham	4	House	\$1,187,500	26 Apr 2025
 123B/1 Colombo St Mitcham	1	Apartment	\$298,000	23 Apr 2025
 24 Victoria Av Mitcham	2	House	\$810,000	23 Apr 2025
 17 Clive St Mitcham	3	House	\$1,150,000	23 Apr 2025
 28 Forster St Mitcham	3	House	\$835,000	17 Apr 2025
 10 Good Governs St Mitcham	5	House	\$1,347,500	12 Apr 2025
 23/520 Mitcham Rd Mitcham	3	Townhouse	\$940,000	12 Apr 2025
 16 Sharrow Rd Mitcham	3	House	\$1,260,000	12 Apr 2025
 1 Florida Ct Mitcham	5	House	\$1,390,000	12 Apr 2025



Whitehorse Office
166 Whitehorse Road, Blackburn
03 9908 5700

jelliscraig.com.au

Data is current as of PDF generation date 01/06/2025

* Updated Quarterly for the past 12 months

^ Updated daily for the past quarter

~ Updated daily: 33 recent results.

This publication contains data, analytics, statistics and other information supplied by PROPERTYDATAONLINE PTY LTD (PropertyData). The data provided in this publication is of a general nature and should not be construed as specific advice or relied upon in lieu of appropriate professional advice.

PropertyData relies upon data supplied by third parties and while the data is checked and reviewed, PropertyData does not warrant the accuracy or completeness of the information to the full extent permitted by the law and excludes all loss or damage howsoever arising (including through negligence) in connection with the data supplied by PropertyData. The State of Victoria owns the copyright in the Property Sales Data and reproduction of that data in any way without the consent of the State of Victoria will constitute a breach of the Copyright Act 1968 (cth). The State of Victoria does not warrant the accuracy or completeness of the Property Sales Data and any person using or relying upon such information does so on the basis that the State of Victoria accepts no responsibility or liability whatsoever for any errors, faults, defects or omissions in the information supplied.