

## *Suburb Report*

Know your neighbourhood.



# Property Prices

## Median House Price\*

Median

**\$1.18m**

Quarterly Price Change

**-1.08% ↓**

## Median Unit Price\*

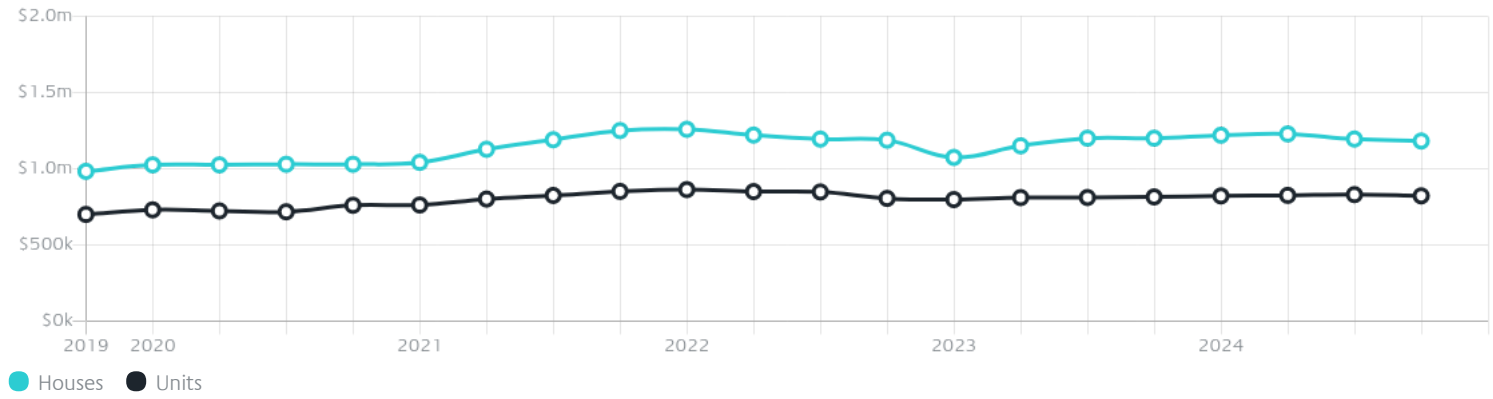
Median

**\$822k**

Quarterly Price Change

**-0.98% ↓**

## Quarterly Price Change\*




# Surrounding Suburbs

---

## Median House Sale Price\*



## Median Unit Sale Price\*



# Sales Snapshot

## Sale Method\*



● Auction 51%  
● Private 49%

## Auction Clearance Rate\*

83.78%

## Median Days on Market^

30 days

## Average Hold Period\*

8.0 years

# Insights

## Dwelling Type^



● Houses 63% ● Units 37%

## Ownership^



● Owned Outright 37% ● Mortgaged 38% ● Rented 24%

## Population^

16,795

## Median Asking Rent per week\*

\$600

## Population Growth^

4.01%

## Rental Yield\*

2.59%

## Median Age^













39 years

## Median Household Size^













2.5 people

# Sold Properties~













Discover a snapshot of the most recent results for this suburb, to view the full 12 months of sales history, please go to [jellisraig.com.au/suburbinsights](https://jellisraig.com.au/suburbinsights)

Address	Bedrooms	Type	Price	Sold
 23 Madison Blvd Mitcham	3	Townhouse	\$1,070,000	27 Feb 2025
 308/435-439 Whitehorse Rd Mitcham	1	Unit	\$360,000	26 Feb 2025
 58 Madison Blvd Mitcham	3	Townhouse	\$905,000	26 Feb 2025
 21 Simpson St Mitcham	3	House	\$1,160,000	22 Feb 2025
 2/1 Panel St Mitcham	3	Unit	\$825,500	22 Feb 2025
 22 Casella St Mitcham	4	House	\$1,930,000	22 Feb 2025
 243 Mitcham Rd Mitcham	3	House	\$896,000	22 Feb 2025
 49 Percy St Mitcham	4	House	\$1,210,000	19 Feb 2025
 13 Alpha Ct Mitcham	3	House	\$1,366,000	15 Feb 2025
 2/377 Mitcham Rd Mitcham	2	Unit	\$722,000	14 Feb 2025
 3/6 Halls Pde Mitcham	3	Unit	\$1,120,000	13 Feb 2025
 13 Carween Av Mitcham	5	House	\$1,560,000	12 Feb 2025

# Sold Properties~

Address	Bedrooms	Type	Price	Sold
 1/37 Hedge End Rd Mitcham	3	Unit	\$1,360,000	06 Feb 2025
 36 Blossom St Mitcham	3	House	\$930,000	06 Feb 2025
 601B/1 Colombo St Mitcham	1	Apartment	\$275,000	03 Feb 2025
 28 Tirana St Mitcham	3	House	\$1,180,000	25 Jan 2025
 56 Brunswick Rd Mitcham	3	House	\$930,000	25 Jan 2025
 2 Heatherdale Rd Mitcham	3	House	\$897,000	25 Jan 2025
 4/2 Scott St Mitcham	3	Unit	\$856,000	24 Jan 2025
 33 Mountfield Rd Mitcham	4	House	\$980,000	19 Jan 2025
 6/6 Heatherdale Rd Mitcham	4	Townhouse	\$790,000	06 Jan 2025
 1/60 Percy St Mitcham	3	Unit	\$790,000	06 Jan 2025
 313 Mitcham Rd Mitcham	2	Unit	\$730,000	31 Dec 2024
 2/3 Halls Pde MITCHAM	2	Townhouse	\$758,000	26 Dec 2024

# Sold Properties~

Address	Bedrooms	Type	Price	Sold
 6/61 Doncaster East Rd Mitcham	2	Unit	\$476,000	20 Dec 2024
 1a Dawe Rd Mitcham	3	House	\$737,000	20 Dec 2024
 2/1 James Av Mitcham	2	House	\$731,000	19 Dec 2024
 1/2 Cherry Ct Mitcham	2	House	\$730,000	18 Dec 2024
 405/339 Mitcham Rd Mitcham	2	Apartment	\$420,000	18 Dec 2024
 65a Doncaster East Rd Mitcham	2	Unit	\$585,000	16 Dec 2024
 7 Maple Gr Mitcham	3	Townhouse	\$1,050,000	14 Dec 2024
 18 Fuller St Mitcham	4	House	\$1,457,000	14 Dec 2024
 13 Simpson St Mitcham	2	House	\$1,182,000	14 Dec 2024
 1c Burnett St Mitcham	3	House	\$620,000	12 Dec 2024
 215/435-439 Whitehorse Rd Mitcham	1	Apartment	\$358,000	12 Dec 2024
 5/467 Mitcham Rd Mitcham	4	Unit	\$920,000	11 Dec 2024



Whitehorse Office  
166 Whitehorse Road, Blackburn  
03 9908 5700

[jelliscraig.com.au](http://jelliscraig.com.au)

Data is current as of PDF generation date 01/03/2025

\* Updated Quarterly for the past 12 months

^ Updated daily for the past quarter

~ Updated daily: 33 recent results.

This publication contains data, analytics, statistics and other information supplied by PROPERTYDATAONLINE PTY LTD (PropertyData). The data provided in this publication is of a general nature and should not be construed as specific advice or relied upon in lieu of appropriate professional advice.

PropertyData relies upon data supplied by third parties and while the data is checked and reviewed, PropertyData does not warrant the accuracy or completeness of the information to the full extent permitted by the law and excludes all loss or damage howsoever arising (including through negligence) in connection with the data supplied by PropertyData. The State of Victoria owns the copyright in the Property Sales Data and reproduction of that data in any way without the consent of the State of Victoria will constitute a breach of the Copyright Act 1968 (cth). The State of Victoria does not warrant the accuracy or completeness of the Property Sales Data and any person using or relying upon such information does so on the basis that the State of Victoria accepts no responsibility or liability whatsoever for any errors, faults, defects or omissions in the information supplied.