

## *Suburb Report*

Know your neighbourhood.



# Property Prices

## Median House Price\*

Median

**\$1.18m**

Quarterly Price Change

**0.08% ↑**

## Median Unit Price\*

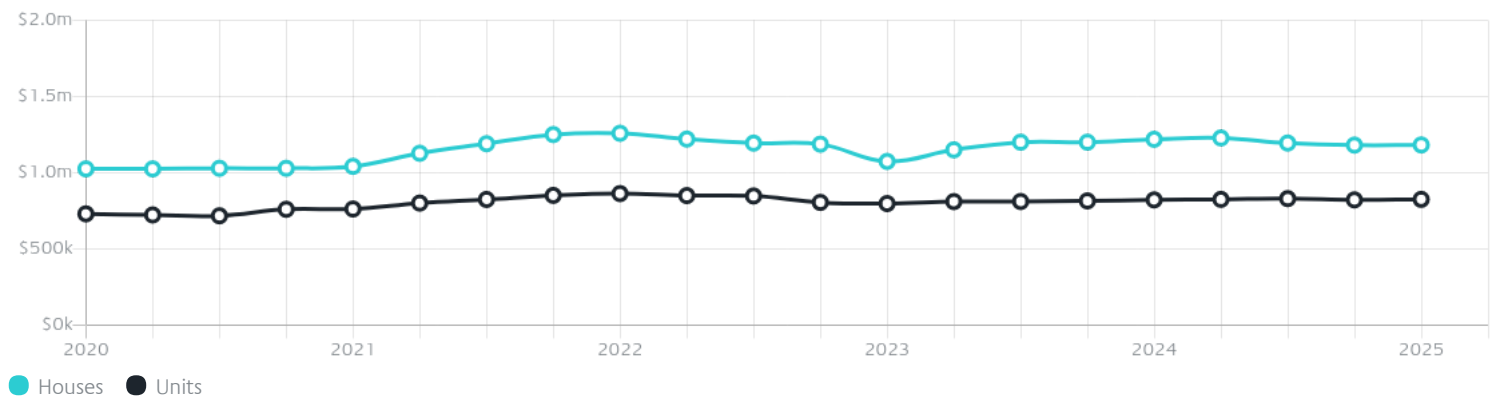
Median

**\$825k**

Quarterly Price Change

**0.38% ↑**

## Quarterly Price Change\*



# Surrounding Suburbs

---

## Median House Sale Price\*



## Median Unit Sale Price\*



# Sales Snapshot

Sale Method\*



● Auction 72%  
● Private 28%

Auction Clearance Rate\*

77.36%

Median Days on Market^

25 days

Average Hold Period\*

8.0 years

## Insights

Dwelling Type^



● Houses 63% ● Units 37%

Ownership^



● Owned Outright 37% ● Mortgaged 38% ● Rented 24%

Population^

16,795

Median Asking Rent per week\*

\$625

Population Growth^

4.01%

Rental Yield\*

2.59%

Median Age^













39 years

Median Household Size^













2.5 people

# Sold Properties~













Discover a snapshot of the most recent results for this suburb, to view the full 12 months of sales history, please go to [jellisraig.com.au/suburbinsights](https://jellisraig.com.au/suburbinsights)

Address	Bedrooms	Type	Price	Sold
 34 Creek Rd Mitcham	3	House	\$1,600,000	30 Apr 2025
 7 Clive St Mitcham	3	House	\$980,000	30 Apr 2025
 8 Howard St Mitcham	2	House	\$1,090,000	28 Apr 2025
 2/18 Beaufort St Mitcham	1	Townhouse	\$621,888	28 Apr 2025
 79 Rooks Rd Mitcham	4	House	\$1,185,000	26 Apr 2025
 24 Victoria Av Mitcham	2	House	\$810,000	23 Apr 2025
 17 Clive St Mitcham	3	House	\$1,150,000	23 Apr 2025
 28 Forster St Mitcham	3	House	\$835,000	17 Apr 2025
 10 Good Governs St Mitcham	5	House	\$1,347,500	12 Apr 2025
 23/520 Mitcham Rd Mitcham	3	Townhouse	\$940,000	12 Apr 2025
 16 Sharrow Rd Mitcham	3	House	\$1,260,000	12 Apr 2025
 47 Ormond Av Mitcham	3	House	\$1,201,000	12 Apr 2025

# Sold Properties~

Address	Bedrooms	Type	Price	Sold
 1 Florida Ct Mitcham	5	House	\$1,390,000	12 Apr 2025
 223B/1 Colombo St Mitcham	1	Apartment	\$255,000	07 Apr 2025
 72 Creek Rd Mitcham	4	House	\$1,785,000	05 Apr 2025
 24 Ashburton Dr Mitcham	3	House	\$1,255,000	05 Apr 2025
 5/21 Doncaster East Rd Mitcham	3	Townhouse	\$850,000	03 Apr 2025
 58 Creek Rd Mitcham	4	House	\$1,680,000	31 Mar 2025
 11 Howard St Mitcham	3	House	\$1,370,000	30 Mar 2025
 8 Reserve Av Mitcham	3	House	\$945,000	29 Mar 2025
 35 Somers St Mitcham	3	House	\$1,100,000	29 Mar 2025
 10 Irvine St Mitcham	3	House	\$1,250,000	28 Mar 2025
 46 Glenburnie Rd Mitcham	5	House	\$2,088,888	27 Mar 2025
 2/2 Walker Av Mitcham	2	Unit	\$525,000	26 Mar 2025

# Sold Properties~

Address	Bedrooms	Type	Price	Sold
 2/27 Victoria Av Mitcham	2	Unit	\$660,000	22 Mar 2025
 22 Simpson St Mitcham	3	House	\$1,240,000	20 Mar 2025
 4/667 Whitehorse Rd Mitcham	3	Townhouse	\$865,000	15 Mar 2025
 61 Percy St Mitcham	3	House	\$1,234,000	12 Mar 2025
 12 Walwa St Mitcham	4	House	\$1,282,000	08 Mar 2025
 1/581 Whitehorse Rd Mitcham	3	Townhouse	\$920,000	08 Mar 2025
 33 Churinga Av Mitcham	3	House	\$1,250,000	06 Mar 2025
 2/5 Orient Av Mitcham	2	Unit	\$777,000	01 Mar 2025
 3/8 Tarrangower Av MITCHAM	2	Townhouse	\$755,000	27 Feb 2025
 2/13 Garden Av Mitcham	2	Strata Unit/Villa Unit/Townhouse	\$750,000	27 Feb 2025
 23 Madison Blvd Mitcham	3	Townhouse	\$1,070,000	27 Feb 2025
 58 Madison Blvd Mitcham	3	Townhouse	\$905,000	26 Feb 2025



Whitehorse Office  
166 Whitehorse Road, Blackburn  
03 9908 5700

[jelliscraig.com.au](http://jelliscraig.com.au)

Data is current as of PDF generation date 01/05/2025

\* Updated Quarterly for the past 12 months

^ Updated daily for the past quarter

~ Updated daily: 33 recent results.

This publication contains data, analytics, statistics and other information supplied by PROPERTYDATAONLINE PTY LTD (PropertyData). The data provided in this publication is of a general nature and should not be construed as specific advice or relied upon in lieu of appropriate professional advice.

PropertyData relies upon data supplied by third parties and while the data is checked and reviewed, PropertyData does not warrant the accuracy or completeness of the information to the full extent permitted by the law and excludes all loss or damage howsoever arising (including through negligence) in connection with the data supplied by PropertyData. The State of Victoria owns the copyright in the Property Sales Data and reproduction of that data in any way without the consent of the State of Victoria will constitute a breach of the Copyright Act 1968 (cth). The State of Victoria does not warrant the accuracy or completeness of the Property Sales Data and any person using or relying upon such information does so on the basis that the State of Victoria accepts no responsibility or liability whatsoever for any errors, faults, defects or omissions in the information supplied.