

Suburb Report

Know your neighbourhood.



Property Prices

Median House Price*

Median

\$2.42m

Quarterly Price Change

5.76% ↑

Median Unit Price*

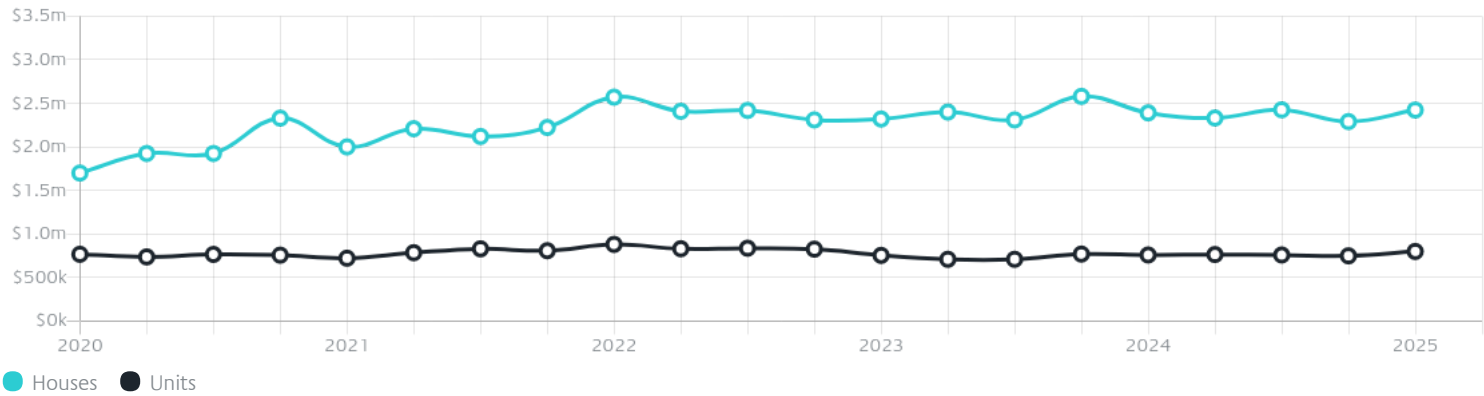
Median

\$800k

Quarterly Price Change

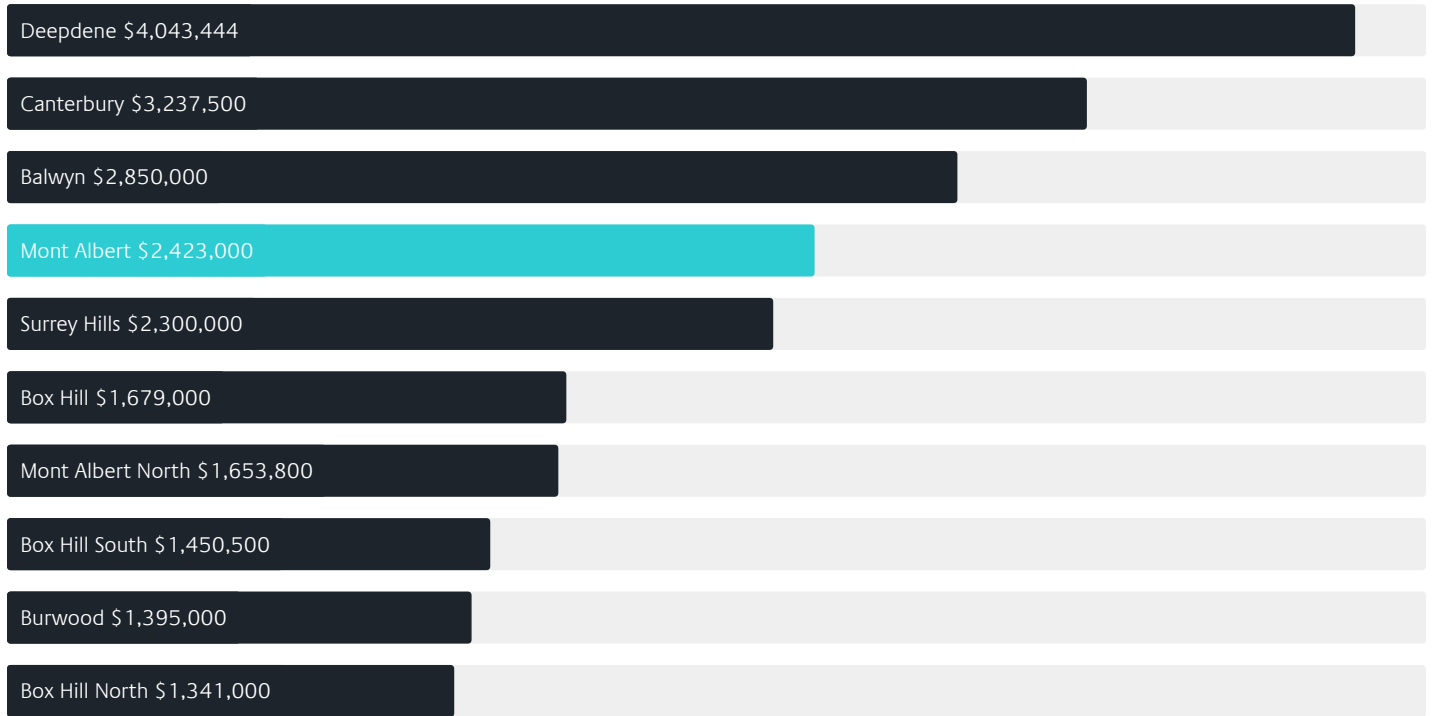
6.66% ↑

Quarterly Price Change*



Surrounding Suburbs

Median House Sale Price*



Median Unit Sale Price*



Sales Snapshot

Sale Method^{*}



● Auction 66%
● Private 34%

Auction Clearance Rate^{*}

57.89%

Median Days on Market[^]

28 days

Average Hold Period^{*}

7.7 years

Insights

Dwelling Type[^]



● Houses 54% ● Units 46%

Ownership[^]



● Owned Outright 43% ● Mortgaged 32% ● Rented 25%

Population[^]

4,948

Median Asking Rent per week^{*}

\$878

Population Growth[^]

2.23%

Rental Yield^{*}

1.8%

Median Age[^]













42 years

Median Household Size[^]













2.5 people

Sold Properties~













Discover a snapshot of the most recent results for this suburb, to view the full 12 months of sales history, please go to jellisraig.com.au/suburbinsights

Address	Bedrooms	Type	Price	Sold
 49 Windsor Cr Mont Albert	5	House	\$3,418,000	31 May 2025
 2/7 Leopold Cr Mont Albert	2	Unit	\$761,000	23 Apr 2025
 4/14 Lorne Pde Mont Albert	2	Unit	\$860,000	12 Apr 2025
 408 Mont Albert Rd Mont Albert	3	House	\$2,230,000	05 Apr 2025
 141 Windsor Cr Mont Albert	2	Unit	\$726,000	25 Mar 2025
 15/741 Whitehorse Rd Mont Albert	1	Strata Unit/Flat	\$305,000	25 Mar 2025
 8/389 Mont Albert Rd Mont Albert	2	Unit	\$617,500	24 Mar 2025
 4/18 Lorne Pde Mont Albert	4	Townhouse	\$1,232,000	22 Mar 2025
 15 Leopold Cr Mont Albert	3	House	\$1,890,000	22 Mar 2025
 2/9 Louise Av Mont Albert	2	Unit	\$920,000	22 Mar 2025
 27/781 Whitehorse Rd Mont Albert	2	Apartment	\$640,000	21 Mar 2025
 3/18 Wolseley Cl Mont Albert	2	Unit	\$720,000	20 Mar 2025

Sold Properties~

Address	Bedrooms	Type	Price	Sold
 2/485 Elgar Rd Mont Albert	3	Townhouse	\$1,160,000	17 Mar 2025
 5 Harriett Cr Mont Albert	5	House	\$3,750,000	04 Mar 2025
 G2/43 Zetland Rd Mont Albert	2	Subdivided Flat - Single OYO Flat	\$640,000	03 Mar 2025
 87 Victoria Cr Mont Albert	5	House	\$2,761,000	01 Mar 2025
 1/782 Whitehorse Rd MONT ALBERT	5	House	\$1,930,000	27 Feb 2025
 4/90 Victoria Cr Mont Albert	2	Townhouse	\$868,000	26 Feb 2025
 55/781 Whitehorse Rd Mont Albert	3	Apartment	\$816,000	23 Feb 2025
 2/392 Mont Albert Rd Mont Albert	2	Unit	\$1,178,000	21 Feb 2025
 1/44 View St Mont Albert	2	Unit	\$815,000	18 Feb 2025
 22 Proudfoot St Mont Albert	4	House	\$2,375,000	15 Feb 2025
 22 Churchill St Mont Albert	4	House	\$2,620,000	15 Feb 2025
 1a Wellesley St Mont Albert	4	House	\$2,502,000	13 Feb 2025

Sold Properties~

Address	Bedrooms	Type	Price	Sold
 1 / 19 Hotham St Mont Albert	2	Townhouse	\$1,385,000	22 Jan 2025
 304/801 Whitehorse Rd Mont Albert	2	Apartment	\$700,000	17 Jan 2025
 4/92 Victoria Cr Mont Albert	2	Unit	\$690,000	08 Jan 2025
 2/42 Zetland Rd Mont Albert	2	Flat / Unit / Apartment	\$800,000	08 Jan 2025
 1 / 2 Hotham St Mont Albert	3	Townhouse	\$1,305,000	28 Dec 2024
 12 Carrick St Mont Albert	3	House	\$1,750,000	20 Dec 2024
 14 St Georges Av Mont Albert	3	House	\$2,300,000	12 Dec 2024
 373 Elgar Rd Mont Albert	4	House	\$1,505,500	11 Dec 2024
 4 Serpentine St Mont Albert	5	House	\$2,700,000	11 Dec 2024
 10 Salisbury Av Mont Albert	3	House	\$1,981,000	30 Nov 2024
 11 Grace St Mont Albert	4	House	\$1,970,000	30 Nov 2024
 7 / 764 Whitehorse Rd Mont Albert	2	Unit	\$518,000	23 Nov 2024



Balwyn Office
244A Whitehorse Rd, Balwyn
03 9810 5000

jelliscraig.com.au

Data is current as of PDF generation date 01/06/2025

* Updated Quarterly for the past 12 months

^ Updated daily for the past quarter

~ Updated daily: 33 recent results.

This publication contains data, analytics, statistics and other information supplied by PROPERTYDATAONLINE PTY LTD (PropertyData). The data provided in this publication is of a general nature and should not be construed as specific advice or relied upon in lieu of appropriate professional advice.

PropertyData relies upon data supplied by third parties and while the data is checked and reviewed, PropertyData does not warrant the accuracy or completeness of the information to the full extent permitted by the law and excludes all loss or damage howsoever arising (including through negligence) in connection with the data supplied by PropertyData. The State of Victoria owns the copyright in the Property Sales Data and reproduction of that data in any way without the consent of the State of Victoria will constitute a breach of the Copyright Act 1968 (cth). The State of Victoria does not warrant the accuracy or completeness of the Property Sales Data and any person using or relying upon such information does so on the basis that the State of Victoria accepts no responsibility or liability whatsoever for any errors, faults, defects or omissions in the information supplied.