

Suburb Report

Know your neighbourhood.



Property Prices

Median House Price*

Median

\$1.15m

Quarterly Price Change

2.40% ↑

Median Unit Price*

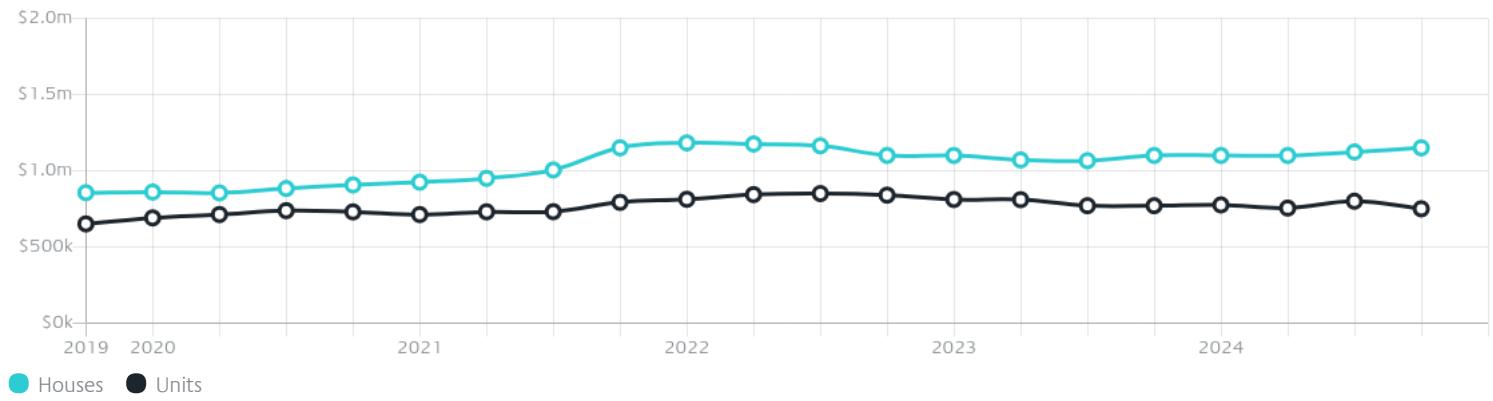
Median

\$750k

Quarterly Price Change

-6.25% ↓

Quarterly Price Change*



Surrounding Suburbs

Median House Sale Price*



Median Unit Sale Price*



Sales Snapshot

Sale Method^{*}



● Auction 24%
● Private 76%

Auction Clearance Rate^{*}

66.67%

Median Days on Market[^]

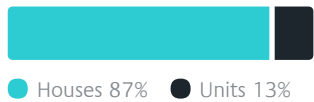
29 days

Average Hold Period^{*}

8.7 years

Insights

Dwelling Type[^]



● Houses 87% ● Units 13%

Ownership[^]



● Owned Outright 41% ● Mortgaged 44% ● Rented 15%

Population[^]

9,250

Median Asking Rent per week^{*}

\$668

Population Growth[^]

3.24%

Rental Yield^{*}

3.03%

Median Age[^]













41 years

Median Household Size[^]













2.5 people

Sold Properties~













Discover a snapshot of the most recent results for this suburb, to view the full 12 months of sales history, please go to jellisraig.com.au/suburbinsights

Address	Bedrooms	Type	Price	Sold
 7 Quinn Way Montmorency	4	House	\$1,075,000	15 Jan 2025
 6/30 Alexander St Montmorency	2	Unit	\$680,000	11 Jan 2025
 1/98 Mountain View Rd Montmorency	3	Townhouse	\$785,000	11 Jan 2025
 3/42 Para Rd Montmorency	3	Townhouse	\$900,000	28 Dec 2024
 1/54 Kelvin Av Montmorency	3	Unit	\$900,000	21 Dec 2024
 1/3 Station Rd Montmorency	3	Flat/Unit/Apartment	\$730,000	21 Dec 2024
 27 Sackville St Montmorency	5	House	\$1,000,000	21 Dec 2024
 3/3 Station Rd Montmorency	3	Unit	\$636,000	20 Dec 2024
 4/96 Para Rd Montmorency	2	Unit	\$618,000	20 Dec 2024
 8 Airlie Rd Montmorency	6	House	\$1,340,000	19 Dec 2024
 80 Rattray Rd Montmorency	4	House	\$1,135,000	19 Dec 2024
 71 Sackville St Montmorency	4	House	\$1,370,000	17 Dec 2024

Sold Properties~

Address	Bedrooms	Type	Price	Sold
 19a Graeme Av Montmorency	2	Unit	\$490,000	16 Dec 2024
 9 Buena Vista Dr Montmorency	3	House	\$1,025,000	13 Dec 2024
 29 Alexander St Montmorency	4	House	\$1,020,000	13 Dec 2024
 35a Looker Rd MONTMORENCY	2	House	\$820,000	05 Dec 2024
 17 Wilson Av MONTMORENCY	3	House	\$1,125,000	02 Dec 2024
 1 Mcfarlane St Montmorency	3	House	\$1,100,000	01 Dec 2024
 85 Airlie Rd Montmorency	3	House	\$1,250,000	30 Nov 2024
 2/84 Sherbourne Rd Montmorency	2	Unit	\$660,000	30 Nov 2024
 4/48 Airlie Rd Montmorency	3	House	\$1,045,000	30 Nov 2024
 1/42 Para Rd Montmorency	3	Townhouse	\$845,000	29 Nov 2024
 5/60-62 Para Rd Montmorency	2	Unit	\$682,000	28 Nov 2024
 2/5 Graeme Av Montmorency	3	House	\$997,000	28 Nov 2024

Sold Properties~

Address	Bedrooms	Type	Price	Sold
 4/415 Main Rd Montmorency	3	Townhouse	\$840,000	28 Nov 2024
 9 Tahlee Pl Montmorency	3	House	\$970,000	28 Nov 2024
 5/60 Para Rd Montmorency	2	Flat/Unit/Apartment	\$682,000	27 Nov 2024
 3 Starling St Montmorency	3	House	\$911,000	26 Nov 2024
 3/45 Sherbourne Rd MONTMORENCY	2	Flat/Unit/Apartment	\$676,500	26 Nov 2024
 24 Robert St Montmorency	3	House	\$725,000	18 Nov 2024
 2/17 Alexander St Montmorency	3	House	\$1,400,000	16 Nov 2024
 10 Alban St Montmorency	3	House	\$1,180,000	15 Nov 2024
 5/200 Sherbourne Rd Montmorency	2	Unit	\$705,000	15 Nov 2024
 17 Helwig Av Montmorency	5	House	\$1,480,000	13 Nov 2024
 1/27 Virginia Ct Montmorency	3	House	\$1,172,000	12 Nov 2024
 71 Mountain View Rd MONTMORENCY	3	House	\$950,000	12 Nov 2024



Eltham Office
1022 Main Road, Eltham
03 9431 1222

jelliscraig.com.au

Data is current as of PDF generation date 01/02/2025

* Updated Quarterly for the past 12 months

^ Updated daily for the past quarter

~ Updated daily: 33 recent results.

This publication contains data, analytics, statistics and other information supplied by PROPERTYDATAONLINE PTY LTD (PropertyData). The data provided in this publication is of a general nature and should not be construed as specific advice or relied upon in lieu of appropriate professional advice.

PropertyData relies upon data supplied by third parties and while the data is checked and reviewed, PropertyData does not warrant the accuracy or completeness of the information to the full extent permitted by the law and excludes all loss or damage howsoever arising (including through negligence) in connection with the data supplied by PropertyData. The State of Victoria owns the copyright in the Property Sales Data and reproduction of that data in any way without the consent of the State of Victoria will constitute a breach of the Copyright Act 1968 (cth). The State of Victoria does not warrant the accuracy or completeness of the Property Sales Data and any person using or relying upon such information does so on the basis that the State of Victoria accepts no responsibility or liability whatsoever for any errors, faults, defects or omissions in the information supplied.