

Suburb Report

Know your neighbourhood.



Property Prices

Median House Price*

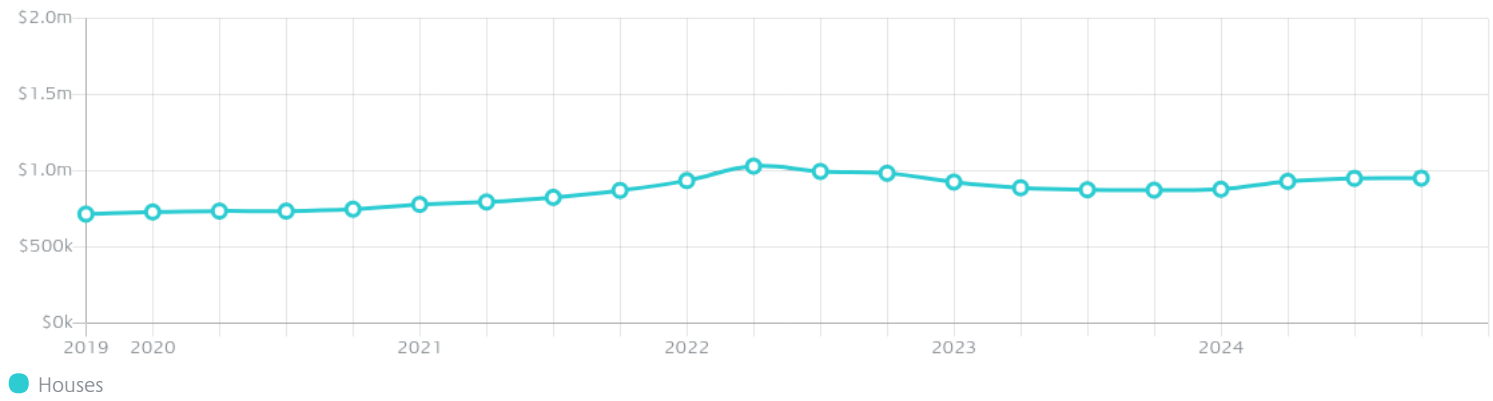
Median

\$951k

Quarterly Price Change

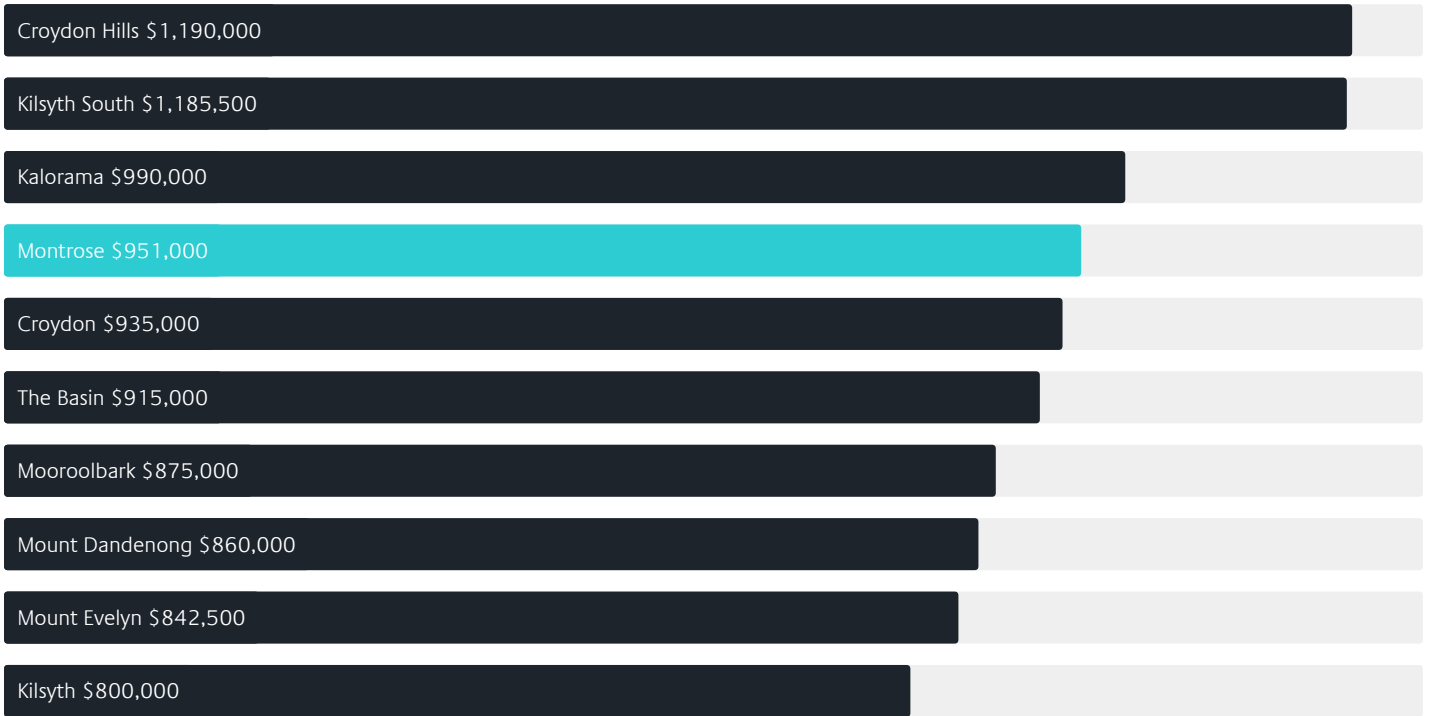
0.10% ↑

Quarterly Price Change*



Surrounding Suburbs

Median House Sale Price*



Median Unit Sale Price*



Sales Snapshot

Sale Method^{*}



● Private 100%

Median Days on Market[^]

20 days

Average Hold Period^{*}

10.9 years

Insights

Dwelling Type[^]



● Houses 92% ● Units 8%

Ownership[^]



● Owned Outright 39% ● Mortgaged 55% ● Rented 5%

Population[^]

6,900

Median Asking Rent per week^{*}

\$650

Population Growth[^]

2.06%

Rental Yield^{*}

3.58%

Median Age[^]













41 years

Median Household Size[^]













2.8 people

Sold Properties~













Discover a snapshot of the most recent results for this suburb, to view the full 12 months of sales history, please go to jellisraig.com.au/suburbinsights

Address	Bedrooms	Type	Price	Sold
 976 Mount Dandenong Tourist Rd Montrose	3	House	\$760,500	22 Jan 2025
 17 Rowe St MONTROSE	4	House	\$1,120,000	08 Jan 2025
 23 Aileen Av Montrose	4	House	\$1,115,000	20 Dec 2024
 11 One Tree La Montrose	3	House	\$880,000	18 Dec 2024
 3 Hillside Cl Montrose	2	Townhouse	\$615,000	11 Dec 2024
 57 Stephen Av Montrose	3	House	\$700,000	09 Dec 2024
 2 Ravenswood Ct MONTROSE	3	House	\$925,000	05 Dec 2024
 15 Hawkins Rd Montrose	4	House	\$855,000	22 Nov 2024
 23 Foulds Ct MONTROSE	3	House	\$840,000	18 Nov 2024
 64 Gordon Av MONTROSE	4	House	\$965,000	11 Nov 2024
 18 Yeaman Rd Montrose	4	House	\$1,560,000	01 Nov 2024
 16 Walker Rd Montrose	3	House	\$755,000	29 Oct 2024

Sold Properties~

Address	Bedrooms	Type	Price	Sold
 43 Canterbury Rd Montrose	3	House	\$670,000	22 Oct 2024
 19 Henry St Montrose	4	House	\$1,040,000	22 Oct 2024
 6 View Cr Montrose	4	House	\$1,210,000	17 Oct 2024
 19-21 Bretby Way Montrose	2	House	\$720,000	11 Oct 2024
 79 Moore Av Montrose	4	House	\$941,000	04 Oct 2024
 14 Vuegrande Rise Montrose	5	House	\$1,325,000	27 Sep 2024
 5 St James Av Montrose	4	House	\$750,000	24 Sep 2024
 2 Sunrise Hill Rd Montrose	3	House	\$805,000	19 Sep 2024
 7 Ascalon Rd Montrose	3	House	\$650,000	06 Sep 2024
 21 Kirkwood Ct Montrose	3	House	\$810,000	21 Aug 2024
 375 Sheffield Rd Montrose	4	House	\$1,021,000	16 Aug 2024
 3 Field Ct Montrose	4	House	\$830,000	16 Aug 2024

Sold Properties~

Address	Bedrooms	Type	Price	Sold
 167 York Rd Montrose	4	House	\$950,000	13 Aug 2024
 6 Yeaman Rd Montrose	3	House	\$990,000	13 Aug 2024
 36 The Avenue Montrose	4	House	\$887,000	09 Aug 2024
 489-491 Sheffield Rd Montrose	4	House	\$1,600,000	26 Jul 2024
 52 The Boulevard Montrose	3	House	\$942,000	25 Jul 2024
 6 The Boulevard MONTROSE	3	House	\$996,000	24 Jul 2024
 19 Kirkwood Ct Montrose	3	House	\$825,000	23 Jul 2024
 1015 Mount Dandenong Tourist Rd Montrose	2	House	\$720,000	19 Jul 2024
 1015 Mt Dandenong Tourist Rd MONTROSE	2	House	\$720,000	19 Jul 2024
 244 Sheffield Rd Montrose	3	House	\$830,000	15 Jul 2024
 7 Tyro Ct Montrose	4	House	\$1,050,000	12 Jul 2024
 12 Greenhills Av Montrose	4	House	\$1,220,000	11 Jul 2024



Mooroolbark Office
46-52 Brice Avenue, Mooroolbark
(03) 9726 8888

jelliscraig.com.au

Data is current as of PDF generation date 01/02/2025

* Updated Quarterly for the past 12 months

^ Updated daily for the past quarter

~ Updated daily: 33 recent results.

This publication contains data, analytics, statistics and other information supplied by PROPERTYDATAONLINE PTY LTD (PropertyData). The data provided in this publication is of a general nature and should not be construed as specific advice or relied upon in lieu of appropriate professional advice.

PropertyData relies upon data supplied by third parties and while the data is checked and reviewed, PropertyData does not warrant the accuracy or completeness of the information to the full extent permitted by the law and excludes all loss or damage howsoever arising (including through negligence) in connection with the data supplied by PropertyData. The State of Victoria owns the copyright in the Property Sales Data and reproduction of that data in any way without the consent of the State of Victoria will constitute a breach of the Copyright Act 1968 (cth). The State of Victoria does not warrant the accuracy or completeness of the Property Sales Data and any person using or relying upon such information does so on the basis that the State of Victoria accepts no responsibility or liability whatsoever for any errors, faults, defects or omissions in the information supplied.