

JellisCraig

MONTROSE

Suburb Report

Know your neighbourhood.



MONTROSE SUBURB REPORT

Median House Price*

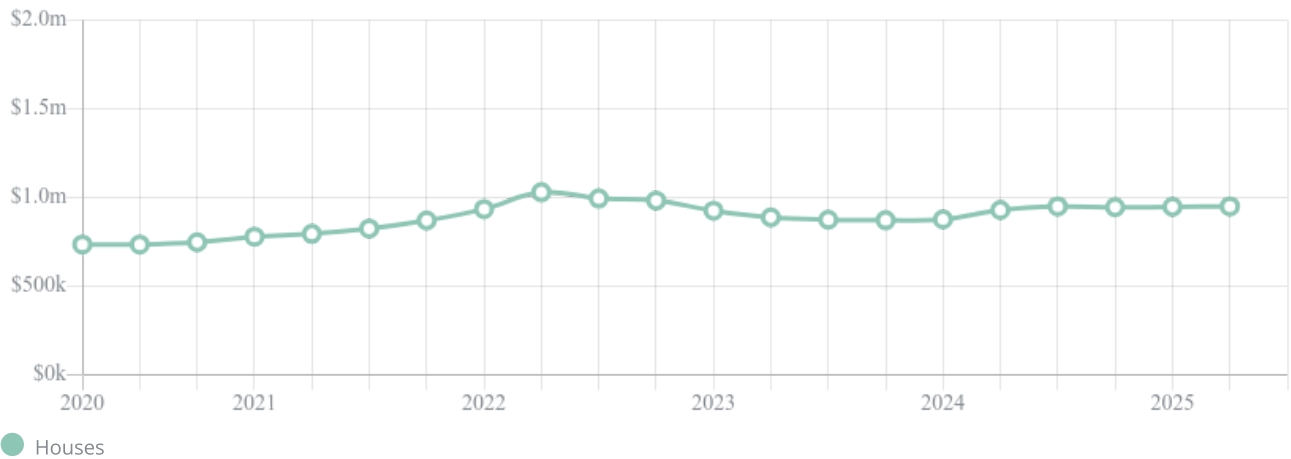
Median

\$950k

Quarterly Price Change

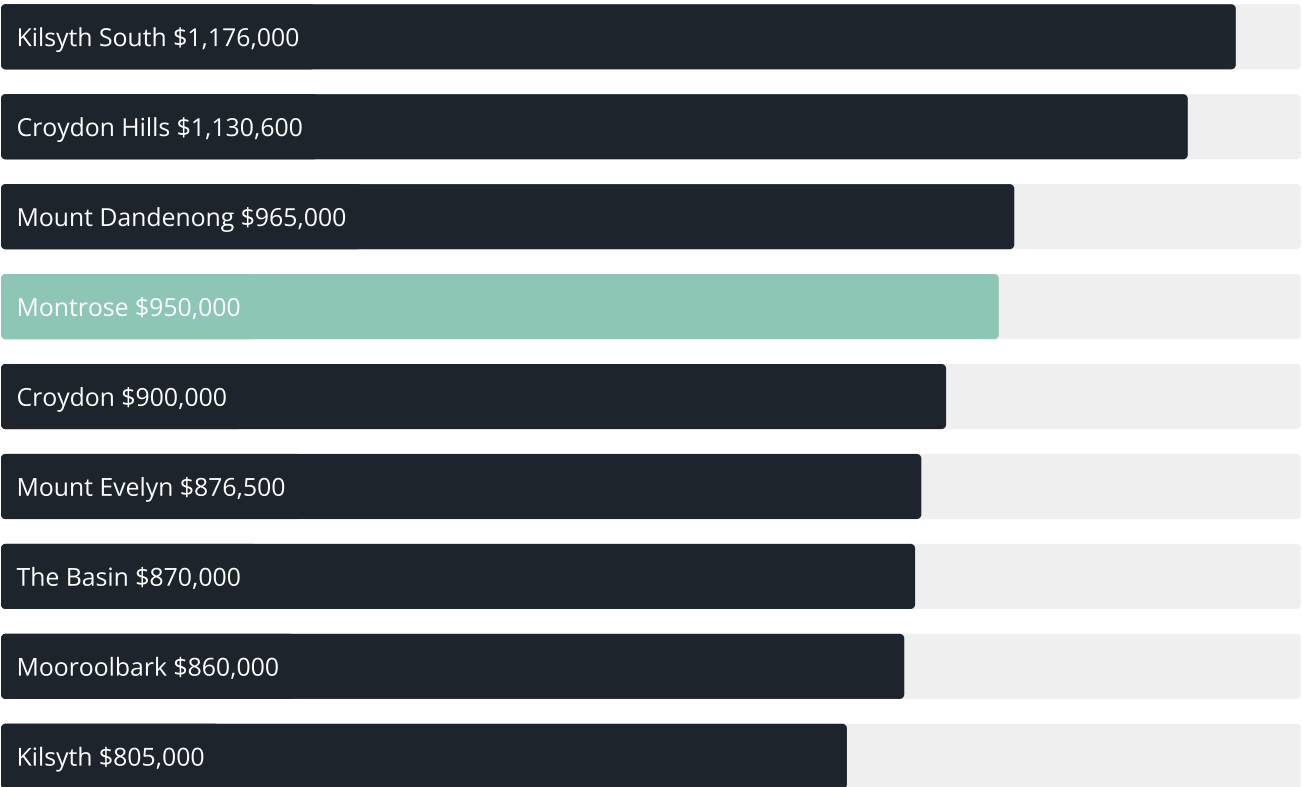
0.26% ↑

Quarterly Price Change*



MONTROSE SUBURB REPORT

Median House Sale Price*



Median Unit Sale Price*



MONTROSE SUBURB REPORT

Sale Method^{*}

● Private 100%

Median Days on Market[^]

14 days

Average Hold Period^{*}

10.9 years

Dwelling Type[^]

● Houses 92% ● Units 8%

Ownership[^]

● Owned Outright 39% ● Mortgaged 55% ● Rented 5%

Population[^]

6,900

Median Asking Rent per week^{*}

\$680

Population Growth[^]

2.06%

Rental Yield^{*}

3.58%

Median Age[^]











41 years

Median Household Size[^]











2.8 people

MONTROSE SUBURB REPORT











Discover a snapshot of the most recent results for this suburb, to view the full 12 months of sales history, please go to jellisicraig.com.au/suburbinsights

Address	Bedrooms	Type	Price	Sold
 806 Mt Dandenong Rd Montrose	3	House	\$1,050,000	08 Sep 2025
 54 Canterbury Rd Montrose	2	House	\$705,000	05 Sep 2025
 478 Sheffield Rd Montrose	4	House	\$1,410,500	04 Sep 2025
 20 Boxtree Rd Montrose	3	House	\$900,000	29 Aug 2025
 5 Chestnut Ct Montrose	4	House	\$970,000	16 Aug 2025
 33 The Avenue Montrose	4	House	\$870,000	13 Aug 2025
 17 Gordon Av Montrose	3	House	\$860,000	26 Jul 2025
 54a Canterbury Rd MONTROSE	3	House	\$800,000	24 Jul 2025
 5 Rene Ct Montrose	4	House	\$1,180,000	12 Jul 2025
 2/27 Canterbury Rd Montrose	3	Unit	\$732,000	10 Jul 2025

MONTROSE SUBURB REPORT

Address	Bedrooms	Type	Price	Sold
 94 Swansea Rd Montrose	5	House	\$1,060,000	08 Jul 2025
 5/22 Leith Rd Montrose	1	Unit	\$280,000	08 Jul 2025
 5 One Tree La MONTROSE	3	House	\$910,000	07 Jul 2025
 26 Gratten Rd Montrose	5	House	\$980,000	30 Jun 2025
 16 Browns Rd Montrose	4	House	\$1,280,000	15 Jun 2025
 22 Gordon Av Montrose	4	House	\$1,062,500	06 Jun 2025
 16 Warwick Rd Montrose	4	House	\$942,500	04 Jun 2025
 1 Tyro Ct Montrose	3	House	\$380,000	04 Jun 2025
 34 Kirkwood Ct Montrose	5	House	\$980,000	02 Jun 2025
 36 Timberglades Rd MONTROSE	3	House	\$1,144,000	25 May 2025

MONTROSE SUBURB REPORT

Address	Bedrooms	Type	Price	Sold
 19 Foulds Ct Montrose	4	House	\$985,000	18 May 2025
 23 Wild Cherry Rd Montrose	4	House	\$1,090,000	14 May 2025
 2 Magnolia Gr Montrose	3	House	\$893,500	13 May 2025
 25 Aileen Av Montrose	4	House	\$815,000	12 May 2025
 13 Doreen Ct Montrose	4	House	\$890,000	08 May 2025
 13 Banksia St Montrose	4	House	\$1,190,000	04 May 2025
 1038 Mount Dandenong Tourist Rd Montrose	3	House	\$880,000	03 May 2025
 1038 Mt Dandenong Tourist Rd Montrose	3	House	\$880,000	03 May 2025
 815 Mt Dandenong Rd Montrose	5	House	\$920,000	28 Apr 2025
 872 Mt Dandenong Rd Montrose	4	House	\$1,000,000	24 Apr 2025



Mooroolbark Office
46-52 Brice Avenue, Mooroolbark
(03) 9726 8888

jellisrcraig.com.au

Data is current as of PDF generation date 01/10/2025

* Updated Quarterly for the past 12 months

^ Updated daily for the past quarter

~ Updated daily: 33 recent results.

This publication contains data, analytics, statistics and other information supplied by PROPERTYDATAONLINE PTY LTD (PropertyData). The data provided in this publication is of a general nature and should not be construed as specific advice or relied upon in lieu of appropriate professional advice.

PropertyData relies upon data supplied by third parties and while the data is checked and reviewed, PropertyData does not warrant the accuracy or completeness of the information to the full extent permitted by the law and excludes all loss or damage howsoever arising (including through negligence) in connection with the data supplied by PropertyData. The State of Victoria owns the copyright in the Property Sales Data and reproduction of that data in any way without the consent of the State of Victoria will constitute a breach of the Copyright Act 1968 (cth). The State of Victoria does not warrant the accuracy or completeness of the Property Sales Data and any person using or relying upon such information does so on the basis that the State of Victoria accepts no responsibility or liability whatsoever for any errors, faults, defects or omissions in the information supplied.