

Suburb Report

Know your neighbourhood.



Property Prices

Median House Price*

Median

\$1.53m

Quarterly Price Change

-4.08% ↓

Median Unit Price*

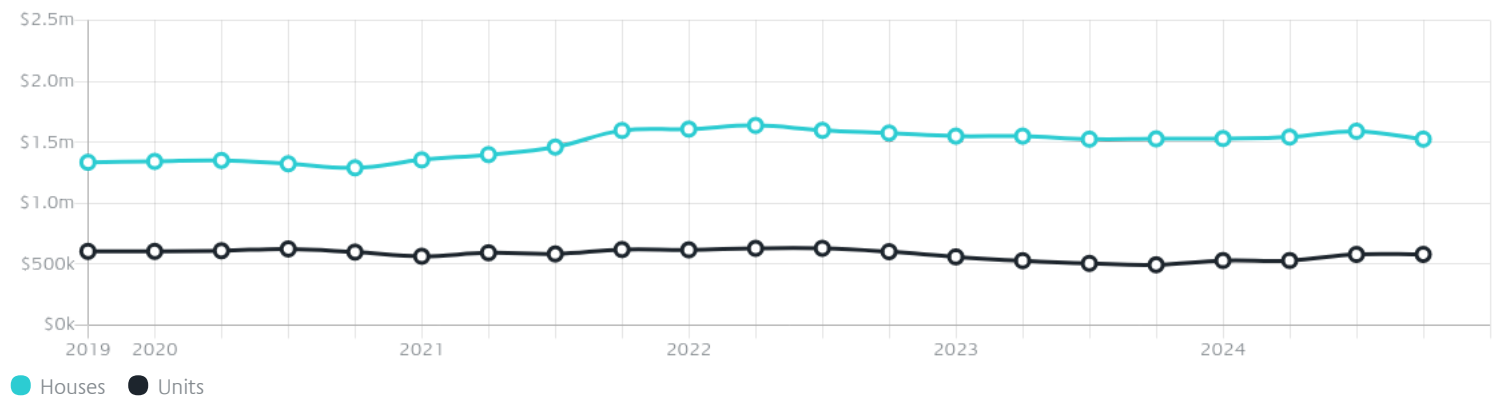
Median

\$580k

Quarterly Price Change

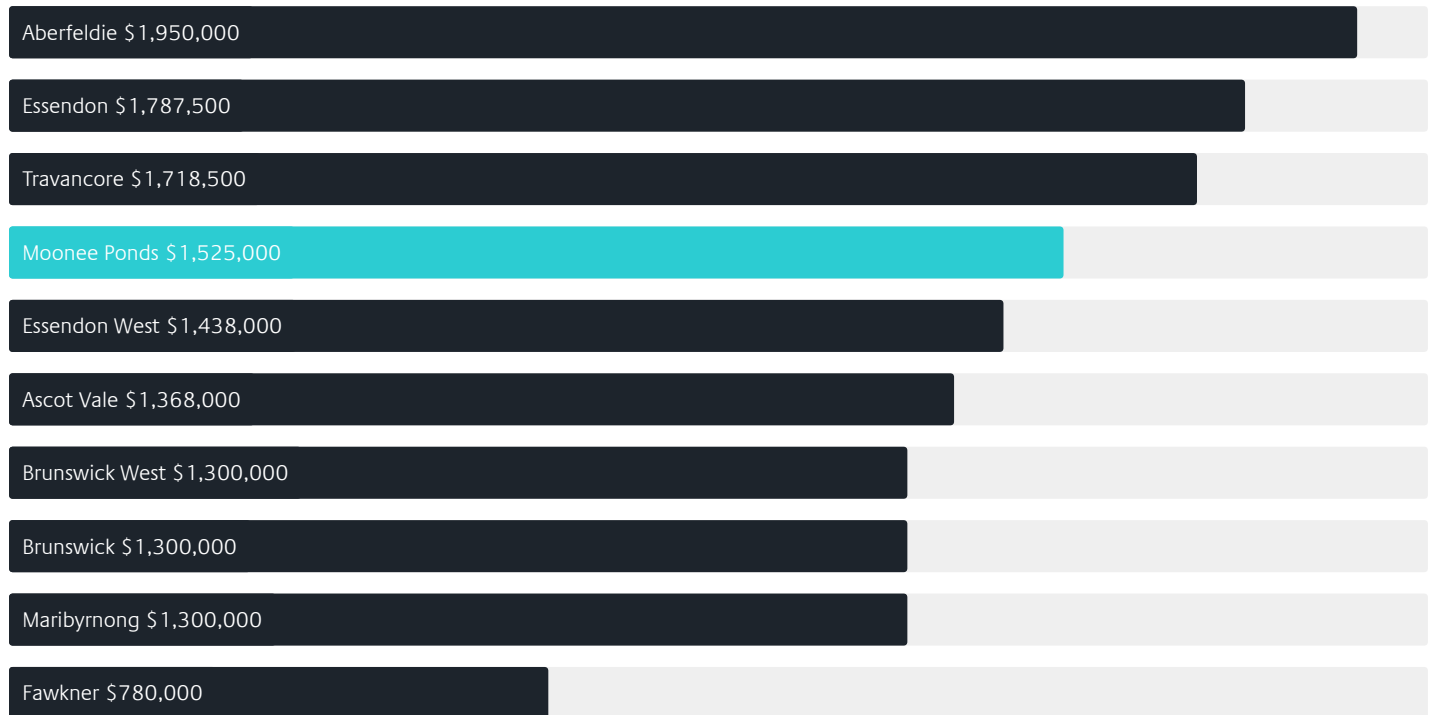
0.00% ↓

Quarterly Price Change*

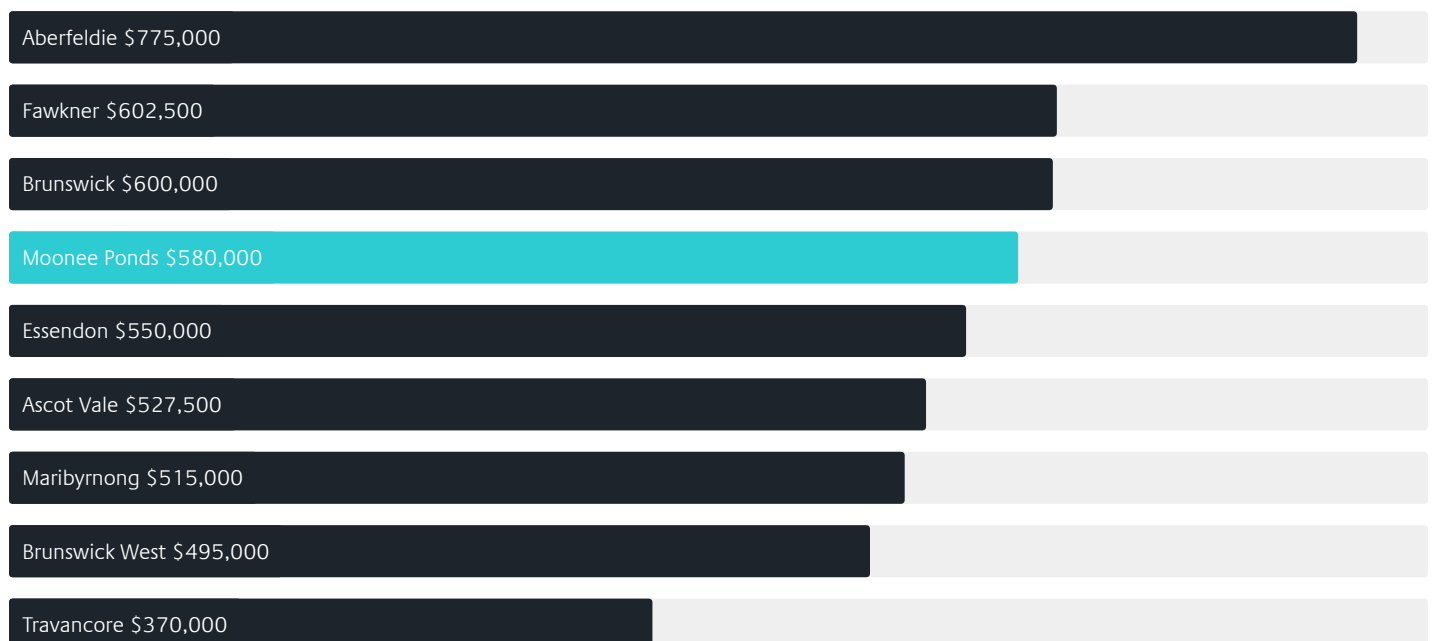


Surrounding Suburbs

Median House Sale Price*



Median Unit Sale Price*



Sales Snapshot

Sale Method^{*}



● Auction 39%
● Private 61%

Auction Clearance Rate^{*}

88.89%

Median Days on Market[^]

29 days

Average Hold Period^{*}

5.9 years

Insights

Dwelling Type[^]



● Houses 45% ● Units 55%

Ownership[^]



● Owned Outright 32% ● Mortgaged 31% ● Rented 36%

Population[^]

16,224

Median Asking Rent per week^{*}

\$685

Population Growth[^]

13.85%

Rental Yield^{*}

2.23%

Median Age[^]













38 years

Median Household Size[^]













2.2 people

Sold Properties~













Discover a snapshot of the most recent results for this suburb, to view the full 12 months of sales history, please go to jellisicraig.com.au/suburbinsights

Address	Bedrooms	Type	Price	Sold
 813 Mt Alexander Rd Moonee Ponds	4	House	\$1,203,000	29 Mar 2025
 30 Bloom St Moonee Ponds	2	House	\$1,130,000	29 Mar 2025
 4 Canterbury St Moonee Ponds	2	House	\$1,035,000	29 Mar 2025
 127 Waverley St Moonee Ponds	2	House	\$850,000	26 Mar 2025
 13 Turner St Moonee Ponds	2	House	\$820,000	22 Mar 2025
 24 Feehan Av Moonee Ponds	3	Townhouse	\$975,000	22 Mar 2025
 2 Athol St Moonee Ponds	4	House	\$2,750,000	20 Mar 2025
 3/22 Evans St Moonee Ponds	2	Unit	\$750,000	19 Mar 2025
 32 Salisbury St Moonee Ponds	3	House	\$1,365,000	17 Mar 2025
 19/51 Buckley St Moonee Ponds	1	Flat	\$310,000	17 Mar 2025
 18 Scotia St Moonee Ponds	4	House	\$900,000	15 Mar 2025
 14 Kipling St Moonee Ponds	4	House	\$2,260,000	15 Mar 2025

Sold Properties~

Address	Bedrooms	Type	Price	Sold
 1106/15 Everage St Moonee Ponds	1	Apartment	\$440,000	14 Mar 2025
 1/2-4 Lawson St Moonee Ponds	4	House	\$735,000	08 Mar 2025
 2/22 Huntly St Moonee Ponds	3	Unit	\$880,000	06 Mar 2025
 202/252a Union Rd Moonee Ponds	1	Apartment	\$352,000	04 Mar 2025
 802/333 Ascot Vale Rd Moonee Ponds	1	Apartment	\$412,500	03 Mar 2025
 60 Argyle St Moonee Ponds	3	House	\$1,150,000	01 Mar 2025
 9/51 Buckley St Moonee Ponds	1	Apartment	\$311,000	01 Mar 2025
 1519/40 Hall St Moonee Ponds	2	Apartment	\$650,000	28 Feb 2025
 301/55 Homer St Moonee Ponds	3	Apartment	\$795,000	28 Feb 2025
 18 Murray St Moonee Ponds	2	House	\$1,105,000	28 Feb 2025
 1314/40 Hall St Moonee Ponds	1	Apartment	\$420,000	26 Feb 2025
 7/48-50 Evans St Moonee Ponds	2	Flat	\$430,000	26 Feb 2025

Sold Properties~

Address	Bedrooms	Type	Price	Sold
 1 / 20 Park St Moonee Ponds	2	Townhouse	\$1,065,000	26 Feb 2025
 6 / 25 Gladstone St Moonee Ponds	1	Apartment	\$295,000	26 Feb 2025
 317 / 51 Homer St Moonee Ponds	2	Apartment	\$509,000	26 Feb 2025
 919 / 40 Hall St Moonee Ponds	1	Flat / Unit / Apartment	\$355,000	25 Feb 2025
 1202 / 40 Hall St Moonee Ponds	2	Flat / Unit / Apartment	\$217,500	25 Feb 2025
 11 Holberg St Moonee Ponds	4	House	\$2,435,000	25 Feb 2025
 3 / 22 Argyle St Moonee Ponds	3	Townhouse	\$1,120,000	22 Feb 2025
 1 / 28 Kipling St Moonee Ponds	3	Unit	\$1,107,500	22 Feb 2025
 58 Derby St Moonee Ponds	4	House	\$2,075,000	22 Feb 2025
 5 / 243 Union Rd Moonee Ponds	3	Townhouse	\$1,111,000	22 Feb 2025
 3 / 8 Walker St Moonee Ponds	2	Townhouse	\$1,032,500	22 Feb 2025
 39 Evans St Moonee Ponds	5	House	\$2,400,000	22 Feb 2025



Kensington Office
291 Racecourse Road, Kensington
03 8378 0500

jelliscraig.com.au

Data is current as of PDF generation date 01/04/2025

* Updated Quarterly for the past 12 months

^ Updated daily for the past quarter

~ Updated daily: 33 recent results.

This publication contains data, analytics, statistics and other information supplied by PROPERTYDATAONLINE PTY LTD (PropertyData). The data provided in this publication is of a general nature and should not be construed as specific advice or relied upon in lieu of appropriate professional advice.

PropertyData relies upon data supplied by third parties and while the data is checked and reviewed, PropertyData does not warrant the accuracy or completeness of the information to the full extent permitted by the law and excludes all loss or damage howsoever arising (including through negligence) in connection with the data supplied by PropertyData. The State of Victoria owns the copyright in the Property Sales Data and reproduction of that data in any way without the consent of the State of Victoria will constitute a breach of the Copyright Act 1968 (cth). The State of Victoria does not warrant the accuracy or completeness of the Property Sales Data and any person using or relying upon such information does so on the basis that the State of Victoria accepts no responsibility or liability whatsoever for any errors, faults, defects or omissions in the information supplied.