

Suburb Report

Know your neighbourhood.



Property Prices

Median House Price*

Median

\$1.53m

Quarterly Price Change

-4.08% ↓

Median Unit Price*

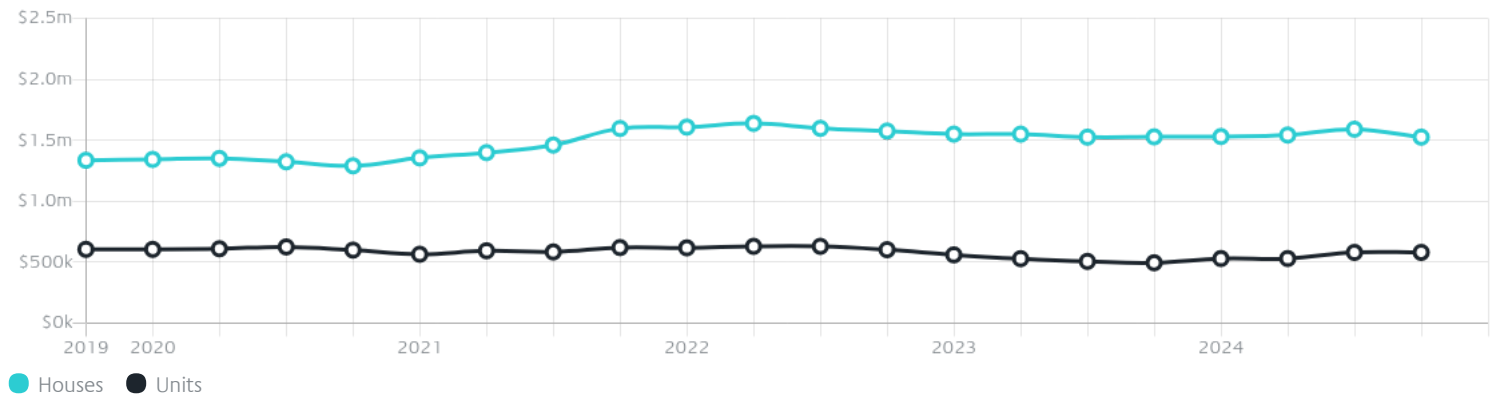
Median

\$580k

Quarterly Price Change

0.00% ↓

Quarterly Price Change*

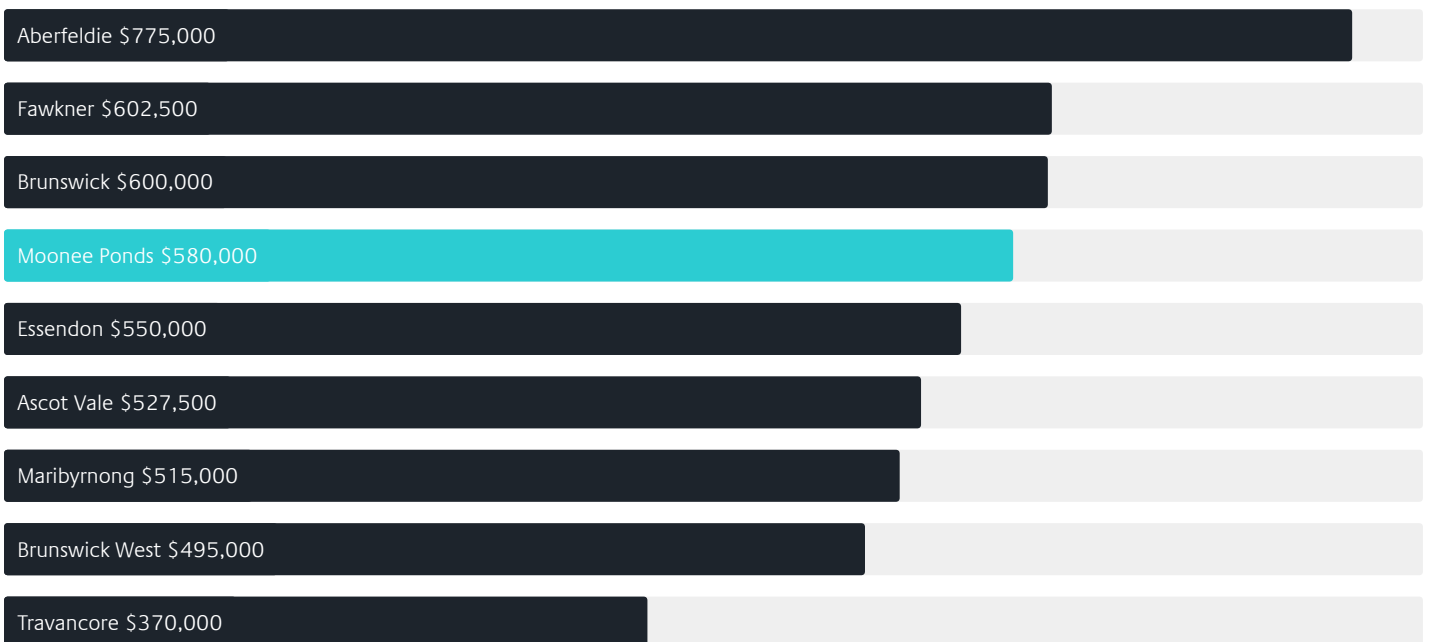


Surrounding Suburbs

Median House Sale Price*



Median Unit Sale Price*



Sales Snapshot

Sale Method^{*}



● Auction 37%
● Private 63%

Auction Clearance Rate^{*}

58.62%

Median Days on Market[^]

42 days

Average Hold Period^{*}

5.9 years

Insights

Dwelling Type[^]



● Houses 45% ● Units 55%

Ownership[^]



● Owned Outright 32% ● Mortgaged 31% ● Rented 36%

Population[^]

16,224

Median Asking Rent per week^{*}

\$685

Population Growth[^]

13.85%

Rental Yield^{*}

2.23%

Median Age[^]













38 years

Median Household Size[^]













2.2 people

Sold Properties~













Discover a snapshot of the most recent results for this suburb, to view the full 12 months of sales history, please go to jellisraig.com.au/suburbinsights

Address	Bedrooms	Type	Price	Sold
 3/26 Montague St Moonee Ponds	2	Unit	\$430,000	30 Jan 2025
 103/95 Buckley St Moonee Ponds	2	Apartment	\$685,000	21 Jan 2025
 3/2 Alexandra Av Moonee Ponds	1	Apartment	\$355,000	12 Jan 2025
 21/51 Buckley St Moonee Ponds	1	Unit	\$275,000	06 Jan 2025
 101/55 Homer St Moonee Ponds	2	Apartment	\$527,000	27 Dec 2024
 1105/7 Aspen St Moonee Ponds	1	Apartment	\$390,000	27 Dec 2024
 6/5 Park St MOONEE PONDS	1	Apartment	\$341,500	24 Dec 2024
 2504/15 Everage St Moonee Ponds	1	Apartment	\$457,500	21 Dec 2024
 105 Athol St Moonee Ponds	3	House	\$1,475,000	18 Dec 2024
 33 Robinson St Moonee Ponds	3	House	\$1,440,000	16 Dec 2024
 403/7 Aspen St Moonee Ponds	1	Apartment	\$402,500	13 Dec 2024
 107/20 Park St Moonee Ponds	2	Apartment	\$540,000	13 Dec 2024

Sold Properties~

Address	Bedrooms	Type	Price	Sold
 8/28 Hopetoun St Moonee Ponds	1	Unit	\$260,000	13 Dec 2024
 11/21 Moore St Moonee Ponds	2	Flat/Unit/Apartment	\$460,000	13 Dec 2024
 90 Waverley St Moonee Ponds	3	House	\$1,250,000	12 Dec 2024
 2/6 Turner St Moonee Ponds	1	Unit	\$500,000	12 Dec 2024
 133 Waverley St Moonee Ponds	2	House	\$920,000	12 Dec 2024
 515/40 Hall St Moonee Ponds	1	Apartment	\$420,000	11 Dec 2024
 8 Holberg St Moonee Ponds	3	House	\$1,725,000	10 Dec 2024
 205/10 Shuter St Moonee Ponds	1	Apartment	\$350,000	10 Dec 2024
 276A Union Rd Moonee Ponds	3	Flat	\$1,080,000	10 Dec 2024
 5/128 Maribyrnong Rd Moonee Ponds	2	Apartment	\$514,000	09 Dec 2024
 1007/40 Hall St Moonee Ponds	2	Apartment	\$625,000	09 Dec 2024
 20/51 Buckley St Moonee Ponds	1	Apartment	\$270,000	09 Dec 2024

Sold Properties~

Address	Bedrooms	Type	Price	Sold
 206/701 Mt Alexander Rd Moonee Ponds	3	Apartment	\$915,000	07 Dec 2024
 7 Learmonth St Moonee Ponds	3	House	\$1,500,000	06 Dec 2024
 813/15 Everage St Moonee Ponds	1	Apartment	\$349,000	06 Dec 2024
 210/40 Hall St Moonee Ponds	2	Apartment	\$560,000	05 Dec 2024
 62 Argyle St Moonee Ponds	3	House	\$1,335,000	03 Dec 2024
 2/342 Ascot Vale Rd Moonee Ponds	2	Flat	\$394,000	30 Nov 2024
 609/4 Young St Moonee Ponds	2	Apartment	\$670,000	30 Nov 2024
 24 Stuart St Moonee Ponds	5	House	\$2,250,000	30 Nov 2024
 3/36 Maribyrnong Rd Moonee Ponds	2	Unit	\$410,000	29 Nov 2024
 39 Moore St Moonee Ponds	3	House	\$1,310,000	28 Nov 2024
 14 Hopetoun St MOONEE PONDS	3	House	\$1,700,000	27 Nov 2024
 1/69 Bent St Moonee Ponds	3	Townhouse	\$950,000	27 Nov 2024



Kensington Office
291 Racecourse Road, Kensington
03 8378 0500

jelliscraig.com.au

Data is current as of PDF generation date 01/02/2025

* Updated Quarterly for the past 12 months

^ Updated daily for the past quarter

~ Updated daily: 33 recent results.

This publication contains data, analytics, statistics and other information supplied by PROPERTYDATAONLINE PTY LTD (PropertyData). The data provided in this publication is of a general nature and should not be construed as specific advice or relied upon in lieu of appropriate professional advice.

PropertyData relies upon data supplied by third parties and while the data is checked and reviewed, PropertyData does not warrant the accuracy or completeness of the information to the full extent permitted by the law and excludes all loss or damage howsoever arising (including through negligence) in connection with the data supplied by PropertyData. The State of Victoria owns the copyright in the Property Sales Data and reproduction of that data in any way without the consent of the State of Victoria will constitute a breach of the Copyright Act 1968 (cth). The State of Victoria does not warrant the accuracy or completeness of the Property Sales Data and any person using or relying upon such information does so on the basis that the State of Victoria accepts no responsibility or liability whatsoever for any errors, faults, defects or omissions in the information supplied.