

Suburb Report

Know your neighbourhood.



Property Prices

Median House Price*

Median

\$1.50m

Quarterly Price Change

-1.80% ↓

Median Unit Price*

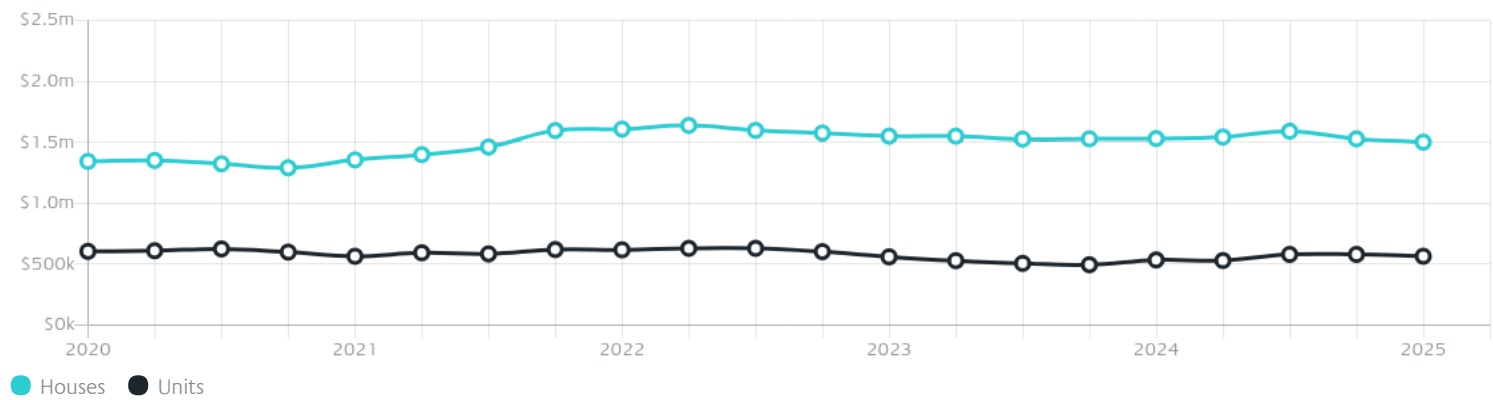
Median

\$565k

Quarterly Price Change

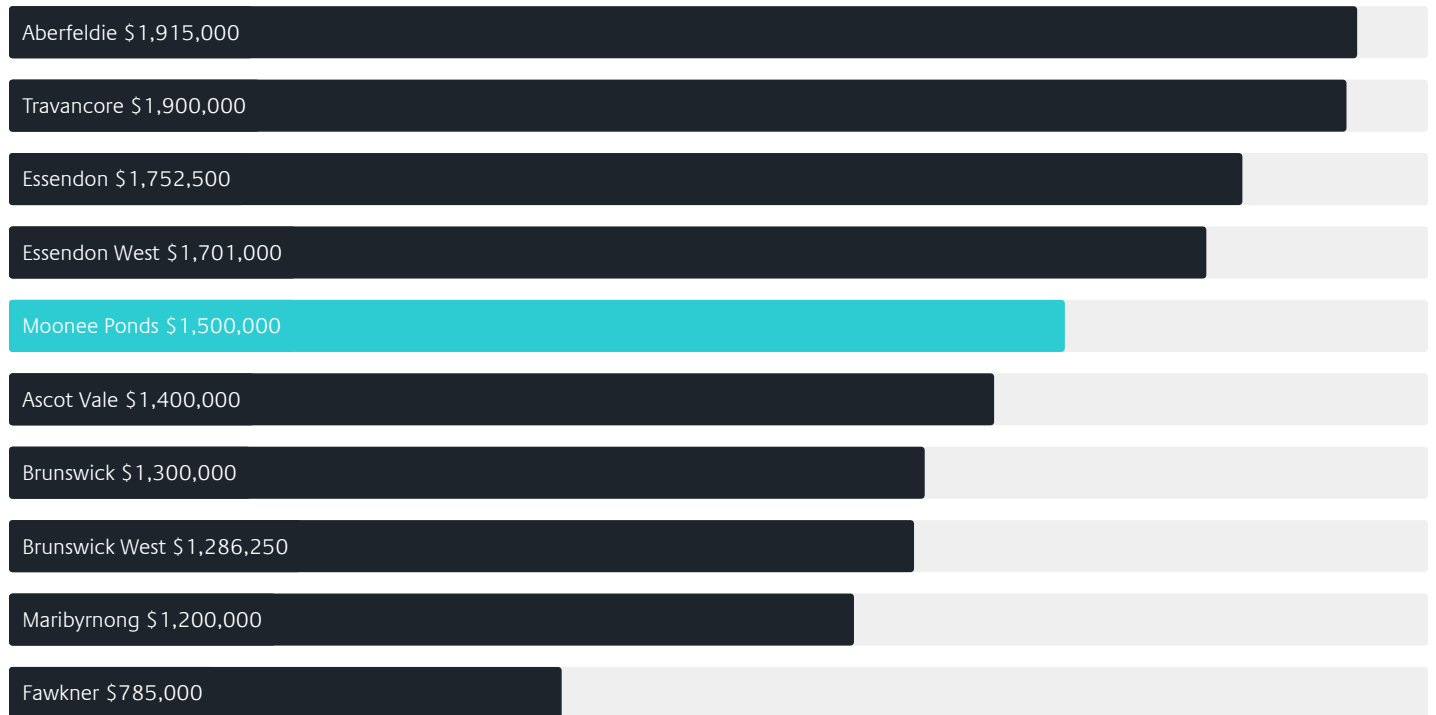
-2.58% ↓

Quarterly Price Change*



Surrounding Suburbs

Median House Sale Price*



Median Unit Sale Price*



Sales Snapshot

Sale Method*



● Auction 52%
● Private 48%

Auction Clearance Rate*

84.91%

Median Days on Market^

26 days

Average Hold Period*

5.9 years

Insights

Dwelling Type^



● Houses 45% ● Units 55%

Ownership^



● Owned Outright 32% ● Mortgaged 31% ● Rented 36%

Population^

16,224

Median Asking Rent per week*

\$695

Population Growth^

13.85%

Rental Yield*

2.23%

Median Age^













38 years

Median Household Size^













2.2 people

Sold Properties~













Discover a snapshot of the most recent results for this suburb, to view the full 12 months of sales history, please go to jellisicraig.com.au/suburbinsights

Address	Bedrooms	Type	Price	Sold
 26 Darling St Moonee Ponds	5	House	\$1,660,000	31 May 2025
 5 Hudson St Moonee Ponds	4	House	\$2,230,000	31 May 2025
 8 Ovens St Moonee Ponds	2	House	\$1,010,000	31 May 2025
 17 Victoria St Moonee Ponds	3	House	\$2,421,000	31 May 2025
 259 Union Rd Moonee Ponds	3	House	\$1,667,000	31 May 2025
 23 Montague St Moonee Ponds	3	House	\$1,735,000	31 May 2025
 302/51 Homer St Moonee Ponds	1	Apartment	\$380,000	30 May 2025
 627/40 Hall St Moonee Ponds	1	Apartment	\$440,000	27 May 2025
 10 Ophir St Moonee Ponds	3	House	\$1,635,000	24 May 2025
 14 Newton Pde Moonee Ponds	3	House	\$886,000	24 May 2025
 316/51 Homer St Moonee Ponds	2	Apartment	\$525,000	20 May 2025
 2/23 Scotia St Moonee Ponds	2	House	\$526,000	18 May 2025

Sold Properties~

Address	Bedrooms	Type	Price	Sold
 1 Wilson St Moonee Ponds	3	House	\$1,730,000	17 May 2025
 15 Hopetoun St Moonee Ponds	3	House	\$1,950,000	17 May 2025
 27/128 Maribyrnong Rd Moonee Ponds	2	Apartment	\$525,000	16 May 2025
 1/255 Union Rd Moonee Ponds	2	Townhouse	\$891,500	10 May 2025
 201/51 Homer St Moonee Ponds	2	Apartment	\$575,000	09 May 2025
 17 Sussex St Moonee Ponds	4	House	\$1,626,000	07 May 2025
 2106/40 Hall St Moonee Ponds	3	Apartment	\$1,275,000	05 May 2025
 502/40 Hall St Moonee Ponds	1	Apartment	\$350,000	01 May 2025
 19a Huntly St Moonee Ponds	3	House	\$1,172,500	01 May 2025
 309/15 Everage St Moonee Ponds	2	Apartment	\$560,000	30 Apr 2025
 61 Bent St Moonee Ponds	3	Townhouse	\$1,350,000	30 Apr 2025
 2102/40 Hall St Moonee Ponds	3	Apartment	\$1,045,000	30 Apr 2025

Sold Properties~

Address	Bedrooms	Type	Price	Sold
 203/10 Shuter St Moonee Ponds	1	Apartment	\$370,000	30 Apr 2025
 172 Holmes Rd Moonee Ponds	4	House	\$1,492,500	29 Apr 2025
 2/38 Evans St Moonee Ponds	2	Townhouse	\$720,000	26 Apr 2025
 61 Moore St Moonee Ponds	4	House	\$1,690,000	25 Apr 2025
 18 Eglinton St Moonee Ponds	4	House	\$1,410,000	23 Apr 2025
 4/22 Grandison St Moonee Ponds	2	Apartment	\$502,000	22 Apr 2025
 308/333 Ascot Vale Rd Moonee Ponds	1	Apartment	\$420,000	17 Apr 2025
 3/17-19 Kipling St Moonee Ponds	3	House	\$1,035,000	15 Apr 2025
 707/15 Everage St Moonee Ponds	1	Apartment	\$445,000	13 Apr 2025
 9 Field St Moonee Ponds	2	House	\$1,020,000	13 Apr 2025
 18 Latrobe St Moonee Ponds	4	House	\$1,800,000	12 Apr 2025
 1 Murray St Moonee Ponds	3	House	\$1,470,000	12 Apr 2025



Kensington Office
291 Racecourse Road, Kensington
03 8378 0500

jelliscraig.com.au

Data is current as of PDF generation date 01/06/2025

* Updated Quarterly for the past 12 months

^ Updated daily for the past quarter

~ Updated daily: 33 recent results.

This publication contains data, analytics, statistics and other information supplied by PROPERTYDATAONLINE PTY LTD (PropertyData). The data provided in this publication is of a general nature and should not be construed as specific advice or relied upon in lieu of appropriate professional advice.

PropertyData relies upon data supplied by third parties and while the data is checked and reviewed, PropertyData does not warrant the accuracy or completeness of the information to the full extent permitted by the law and excludes all loss or damage howsoever arising (including through negligence) in connection with the data supplied by PropertyData. The State of Victoria owns the copyright in the Property Sales Data and reproduction of that data in any way without the consent of the State of Victoria will constitute a breach of the Copyright Act 1968 (cth). The State of Victoria does not warrant the accuracy or completeness of the Property Sales Data and any person using or relying upon such information does so on the basis that the State of Victoria accepts no responsibility or liability whatsoever for any errors, faults, defects or omissions in the information supplied.