

Suburb Report

Know your neighbourhood.



Property Prices

Median House Price*

Median

\$1.25m

Quarterly Price Change

-0.79% ↓

Median Unit Price*


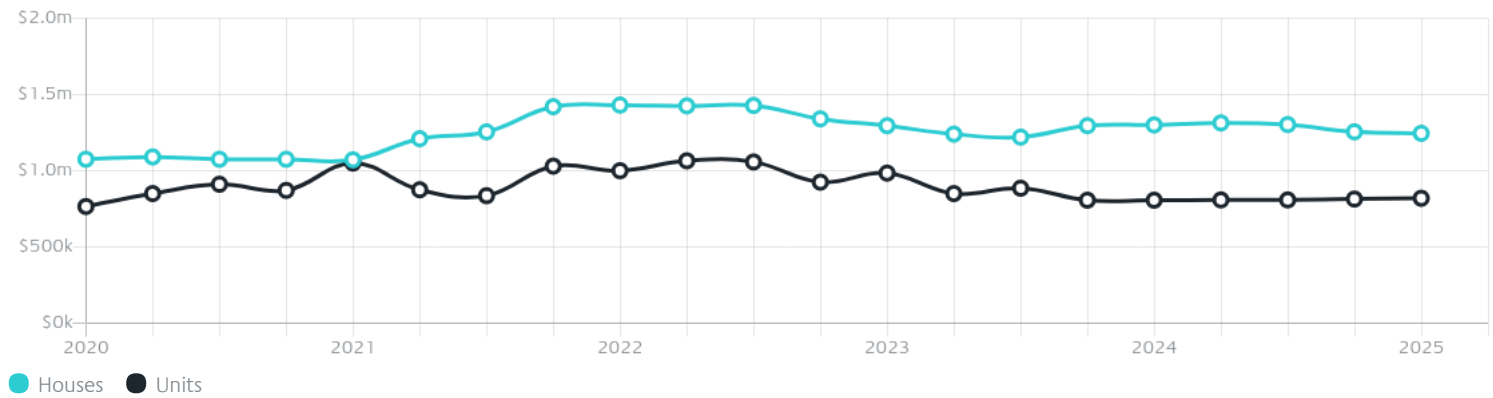
Median

\$819k

Quarterly Price Change

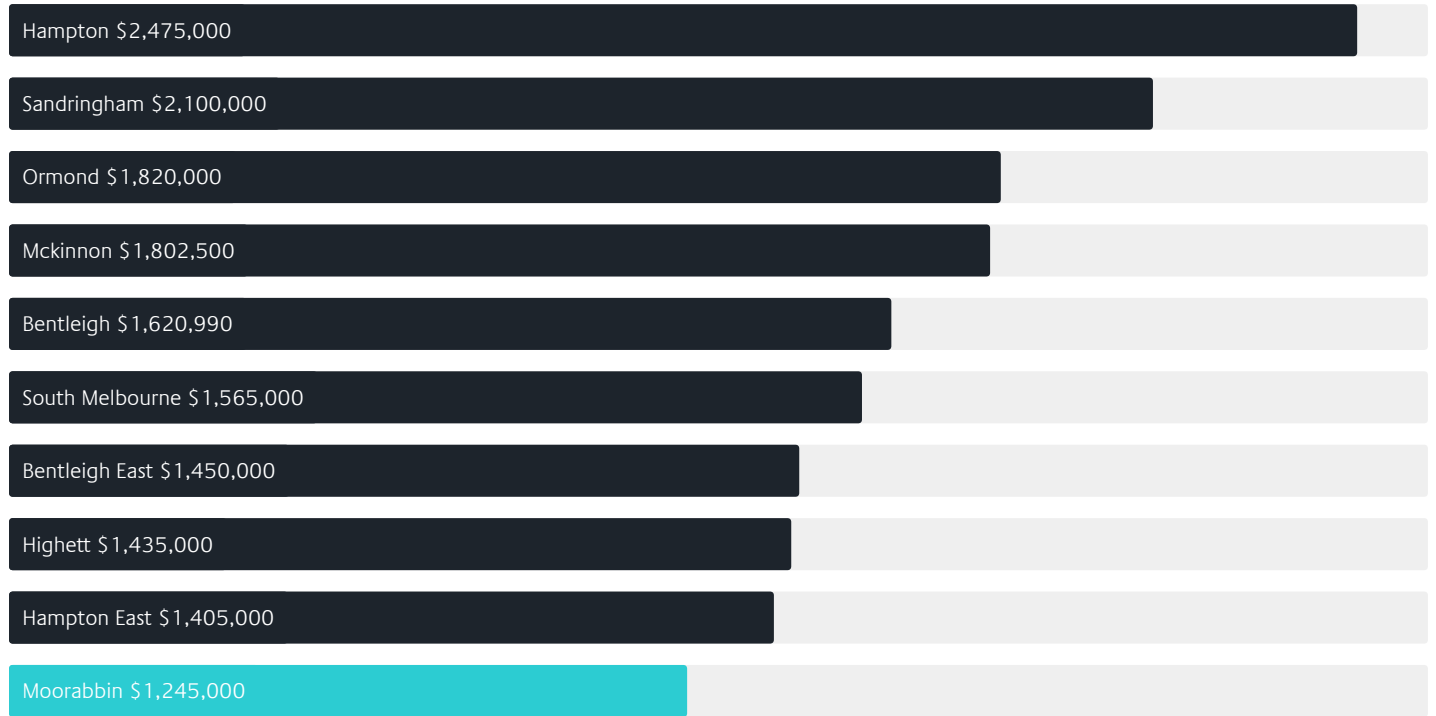
0.61% ↑

Quarterly Price Change*

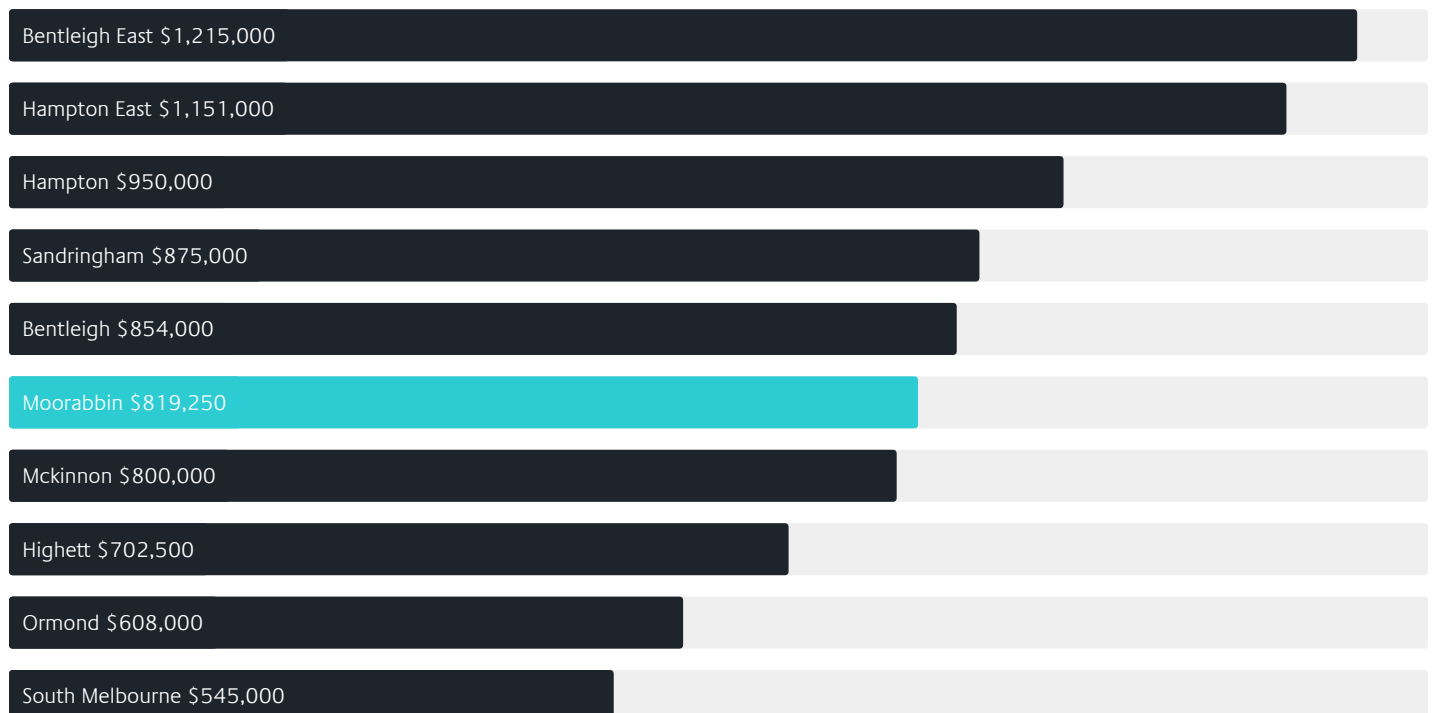


Surrounding Suburbs

Median House Sale Price*



Median Unit Sale Price*



Sales Snapshot

Sale Method*



● Auction 49%
● Private 51%

Auction Clearance Rate*

68.42%

Median Days on Market^

32 days

Average Hold Period*

6.2 years

Insights

Dwelling Type^



● Houses 77% ● Units 23%

Ownership^



● Owned Outright 33% ● Mortgaged 42% ● Rented 25%

Population^

6,287

Median Asking Rent per week*

\$710

Population Growth^

6.65%

Rental Yield*

2.73%

Median Age^













39 years

Median Household Size^













2.5 people

Sold Properties~











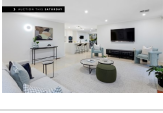

Discover a snapshot of the most recent results for this suburb, to view the full 12 months of sales history, please go to jellisraig.com.au/suburbinsights

Address	Bedrooms	Type	Price	Sold
 14 Florida Ct Moorabbin	3	Townhouse	\$1,100,000	20 Jun 2025
 302/19 Central Av Moorabbin	3	Apartment	\$1,200,000	02 Jun 2025
 4/23 Genoa St Moorabbin	2	Apartment	\$420,000	28 May 2025
 8 Fiddes St Moorabbin	3	House	\$1,337,250	26 May 2025
 153 Rowans Rd Moorabbin	4	House	\$1,120,000	24 May 2025
 408/11 Central Av Moorabbin	2	Apartment	\$545,000	19 May 2025
 6/50 Barilla Rd Moorabbin	3	Unit	\$905,000	17 May 2025
 9 Rodney St Moorabbin	4	House	\$1,570,000	13 May 2025
 19A Genoa St Moorabbin	4	Townhouse	\$1,225,000	30 Apr 2025
 204/19 Central Av Moorabbin	2	Strata Unit/Flat	\$785,000	22 Apr 2025
 9/3 William St Moorabbin	2	Apartment	\$595,000	19 Apr 2025
 89 Bulli St Moorabbin	2	House	\$270,000	16 Apr 2025

Sold Properties~

Address	Bedrooms	Type	Price	Sold
 907/6 Station St Moorabbin	2	Flat/Unit/Apartment	\$300,000	14 Apr 2025
 27a Grandview Gr Moorabbin	4	House	\$1,510,000	14 Apr 2025
 11 Wimmera St MOORABBIN	2	House	\$1,151,101	13 Apr 2025
 16a Nowra St Moorabbin	3	House	\$950,000	10 Apr 2025
 209/215 Chesterville Rd Moorabbin	2	Apartment	\$500,000	10 Apr 2025
 G10/19 Central Av Moorabbin	2	Strata Unit/Flat	\$795,000	09 Apr 2025
 46 Chapel Rd Moorabbin	3	House	\$1,000,000	08 Apr 2025
 24A Avon St Moorabbin	4	Townhouse	\$1,425,000	07 Apr 2025
 44 Clay St Moorabbin	3	Unit	\$935,000	05 Apr 2025
 28 William St Moorabbin	2	House	\$890,000	03 Apr 2025
 1083 Nepean Hwy MOORABBIN	2	House	\$1,200,000	02 Apr 2025
 2/31 Hamer St Moorabbin	2	Unit	\$865,000	02 Apr 2025

Sold Properties~

Address	Bedrooms	Type	Price	Sold
 32A Marrbridge Rd Moorabbin	3	Townhouse	\$1,250,000	29 Mar 2025
 20 William St Moorabbin	3	House	\$1,240,000	29 Mar 2025
 179 Wickham Rd Moorabbin	3	House	\$1,190,000	22 Mar 2025
 8 Joan St Moorabbin	3	House	\$1,225,000	20 Mar 2025
 1/3 Fiddes St Moorabbin	3	House	\$1,117,500	12 Mar 2025
 212/19 Central Av Moorabbin	2	Strata Unit/Flat	\$710,000	07 Mar 2025
 46 Matilda Rd Moorabbin	3	House	\$1,170,000	04 Mar 2025
 206/37 Genoa St Moorabbin	2	Strata Unit/Flat	\$610,000	03 Mar 2025
 301/19 Central Av Moorabbin	3	Strata Unit/Flat	\$1,150,000	02 Mar 2025
 6/13 Baker St Moorabbin	2	Apartment	\$550,000	25 Feb 2025
 6 Orana Ct Moorabbin	4	House	\$1,770,000	24 Feb 2025
 502 South Rd Moorabbin	3	House	\$1,020,000	22 Feb 2025



Bentleigh Office
Level 1, 277 - 279 Centre Road, Bentleigh
03 9593 4500

jelliscraig.com.au

Data is current as of PDF generation date 01/07/2025

* Updated Quarterly for the past 12 months

^ Updated daily for the past quarter

~ Updated daily: 33 recent results.

This publication contains data, analytics, statistics and other information supplied by PROPERTYDATAONLINE PTY LTD (PropertyData). The data provided in this publication is of a general nature and should not be construed as specific advice or relied upon in lieu of appropriate professional advice.

PropertyData relies upon data supplied by third parties and while the data is checked and reviewed, PropertyData does not warrant the accuracy or completeness of the information to the full extent permitted by the law and excludes all loss or damage howsoever arising (including through negligence) in connection with the data supplied by PropertyData. The State of Victoria owns the copyright in the Property Sales Data and reproduction of that data in any way without the consent of the State of Victoria will constitute a breach of the Copyright Act 1968 (cth). The State of Victoria does not warrant the accuracy or completeness of the Property Sales Data and any person using or relying upon such information does so on the basis that the State of Victoria accepts no responsibility or liability whatsoever for any errors, faults, defects or omissions in the information supplied.