

Suburb Report

Know your neighbourhood.



Property Prices

Median House Price*

Median

\$1.25m

Quarterly Price Change

-3.83% ↓

Median Unit Price*

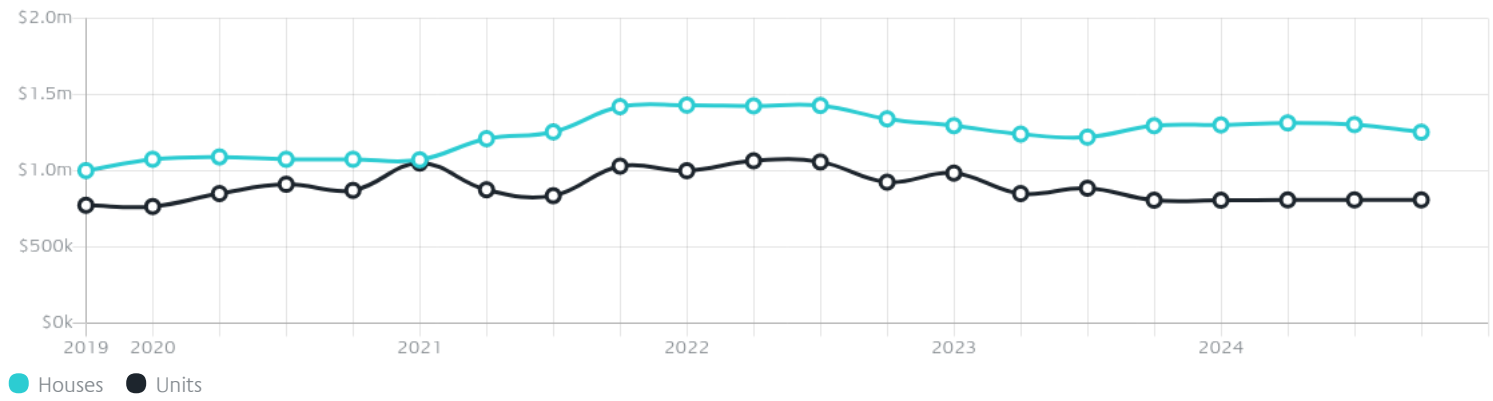
Median

\$809k

Quarterly Price Change

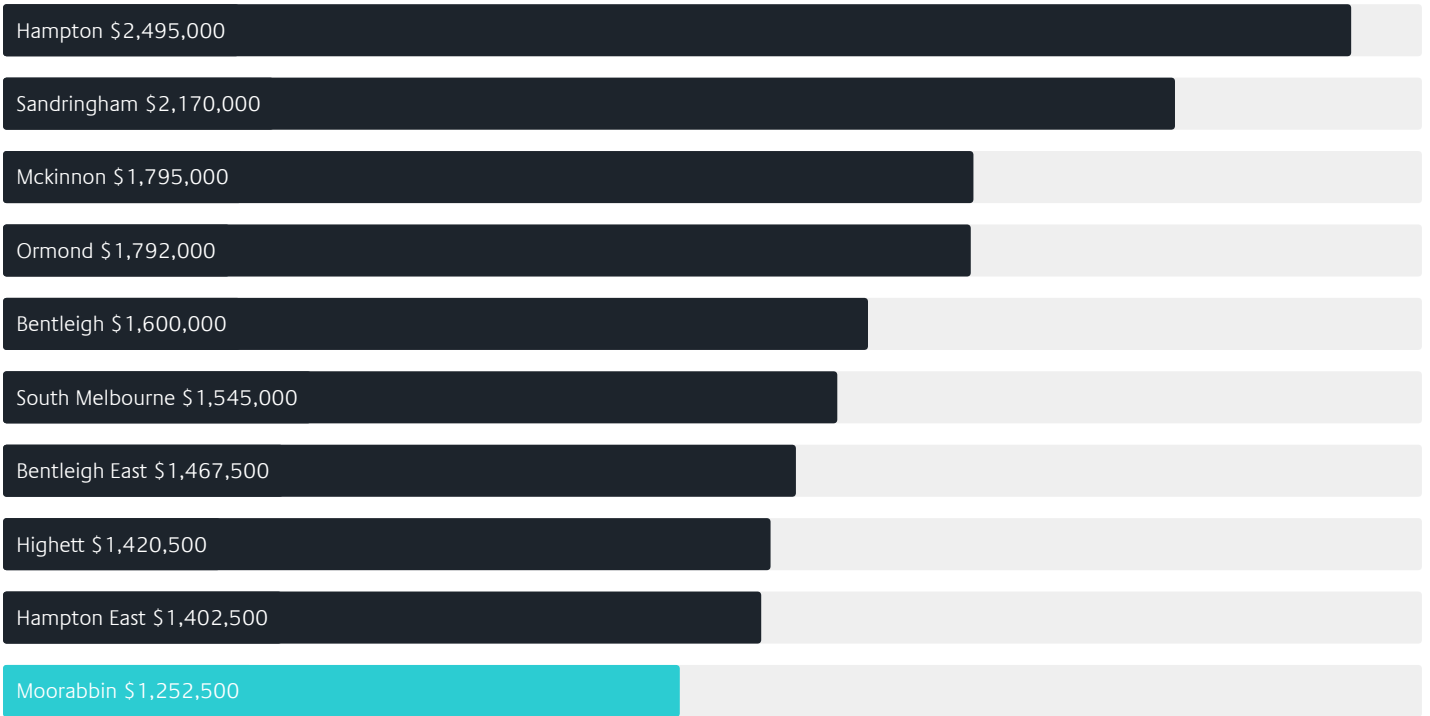
0.00% ↓

Quarterly Price Change*

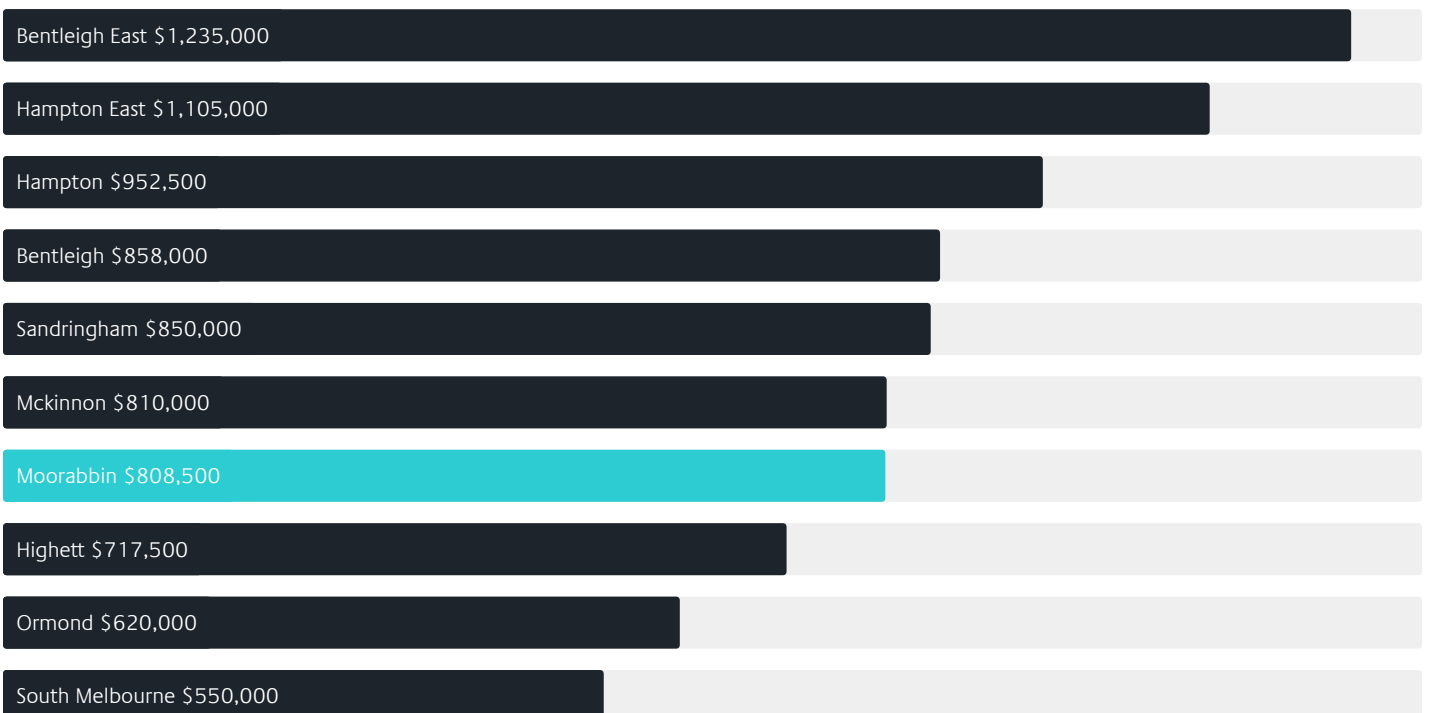


Surrounding Suburbs

Median House Sale Price*



Median Unit Sale Price*



Sales Snapshot

Sale Method^{*}



● Auction 71%
● Private 29%

Auction Clearance Rate^{*}

83.33%

Median Days on Market[^]

30 days

Average Hold Period^{*}

6.2 years

Insights

Dwelling Type[^]



● Houses 77% ● Units 23%

Ownership[^]



● Owned Outright 33% ● Mortgaged 42% ● Rented 25%

Population[^]

6,287

Median Asking Rent per week^{*}

\$680

Population Growth[^]

6.65%

Rental Yield^{*}

2.73%

Median Age[^]













39 years

Median Household Size[^]













2.5 people

Sold Properties~













Discover a snapshot of the most recent results for this suburb, to view the full 12 months of sales history, please go to jellisicraig.com.au/suburbinsights

Address	Bedrooms	Type	Price	Sold
 6 Orana Ct Moorabbin	4	House	\$1,770,000	25 Feb 2025
 502 South Rd Moorabbin	3	House	\$1,020,000	22 Feb 2025
 45 Hillston Rd Moorabbin	3	House	\$1,370,000	22 Feb 2025
 25 Franklin St Moorabbin	4	House	\$1,575,000	17 Feb 2025
 1b Linton St Moorabbin	3	Townhouse	\$1,117,500	30 Jan 2025
 229 Chesterville Rd Moorabbin	4	House	\$1,100,000	21 Dec 2024
 2/9 Barbara St Moorabbin	3	Unit	\$900,000	07 Dec 2024
 265a Chesterville Rd Moorabbin	3	Townhouse	\$800,000	07 Dec 2024
 2/24 Ashlar Rd Moorabbin	3	House	\$1,295,000	30 Nov 2024
 6/88 Chapel Rd Moorabbin	2	Unit	\$660,000	30 Nov 2024
 1/3 Barilla Rd Moorabbin	3	House	\$1,120,000	30 Nov 2024
 460 South Rd Moorabbin	3	House	\$1,220,000	28 Nov 2024

Sold Properties~

Address	Bedrooms	Type	Price	Sold
 5/1023 Nepean Hwy Moorabbin	2	Strata Unit/Flat	\$750,000	26 Nov 2024
 161 Rowans Rd Moorabbin	3	House	\$1,210,000	23 Nov 2024
 6/3 William St Moorabbin	2	Apartment	\$480,000	20 Nov 2024
 6 Mayswood Ct Moorabbin	4	House	\$1,255,000	20 Nov 2024
 1 Avon St Moorabbin	3	House	\$1,205,000	16 Nov 2024
 12 Chapel Rd Moorabbin	3	House	\$1,282,500	16 Nov 2024
 42 Bulli St Moorabbin	4	House	\$920,000	15 Nov 2024
 4/1017 Nepean Hwy MOORABBIN	2	Townhouse	\$800,000	13 Nov 2024
 10 Beilby St Moorabbin	3	House	\$1,100,000	13 Nov 2024
 4/19 Barilla Rd Moorabbin	2	Unit	\$712,000	11 Nov 2024
 1/1 Barbara St MOORABBIN	2	Unit	\$675,000	08 Nov 2024
 28 Grandview Gr Moorabbin	3	House	\$316,800	07 Nov 2024

Sold Properties~

Address	Bedrooms	Type	Price	Sold
 202/11 Central Av Moorabbin	2	Unit	\$525,000	03 Nov 2024
 8 Redholme St Moorabbin	4	House	\$1,650,000	01 Nov 2024
 902/17 Taylor St Moorabbin	2	House	\$580,000	30 Oct 2024
 2/23 Grandview Gr Moorabbin	4	Townhouse	\$1,430,000	25 Oct 2024
 6/19 Schofield St MOORABBIN	3	Townhouse	\$1,067,500	21 Oct 2024
 1/121 Chapel Rd Moorabbin	3	Townhouse	\$1,110,000	19 Oct 2024
 5/9-13 Hillston Rd Moorabbin	2	Unit	\$740,000	19 Oct 2024
 26 Avon St Moorabbin	4	House	\$1,330,000	19 Oct 2024
 1b Rodney St Moorabbin	4	House	\$1,310,000	12 Oct 2024
 107/215 Chesterville Rd Moorabbin	2	Apartment	\$500,000	11 Oct 2024
 415/6 Station St Moorabbin	2	Apartment	\$525,000	10 Oct 2024
 2/5 Rosebud Av Moorabbin	3	Townhouse	\$920,000	10 Oct 2024



Bentleigh Office
Level 1, 277 - 279 Centre Road, Bentleigh
03 9593 4500

jelliscraig.com.au

Data is current as of PDF generation date 01/03/2025

* Updated Quarterly for the past 12 months

^ Updated daily for the past quarter

~ Updated daily: 33 recent results.

This publication contains data, analytics, statistics and other information supplied by PROPERTYDATAONLINE PTY LTD (PropertyData). The data provided in this publication is of a general nature and should not be construed as specific advice or relied upon in lieu of appropriate professional advice.

PropertyData relies upon data supplied by third parties and while the data is checked and reviewed, PropertyData does not warrant the accuracy or completeness of the information to the full extent permitted by the law and excludes all loss or damage howsoever arising (including through negligence) in connection with the data supplied by PropertyData. The State of Victoria owns the copyright in the Property Sales Data and reproduction of that data in any way without the consent of the State of Victoria will constitute a breach of the Copyright Act 1968 (cth). The State of Victoria does not warrant the accuracy or completeness of the Property Sales Data and any person using or relying upon such information does so on the basis that the State of Victoria accepts no responsibility or liability whatsoever for any errors, faults, defects or omissions in the information supplied.