

Suburb Report

Know your neighbourhood.



Property Prices

Median House Price*

Median

\$875k

Quarterly Price Change

2.94% ↑

Median Unit Price*

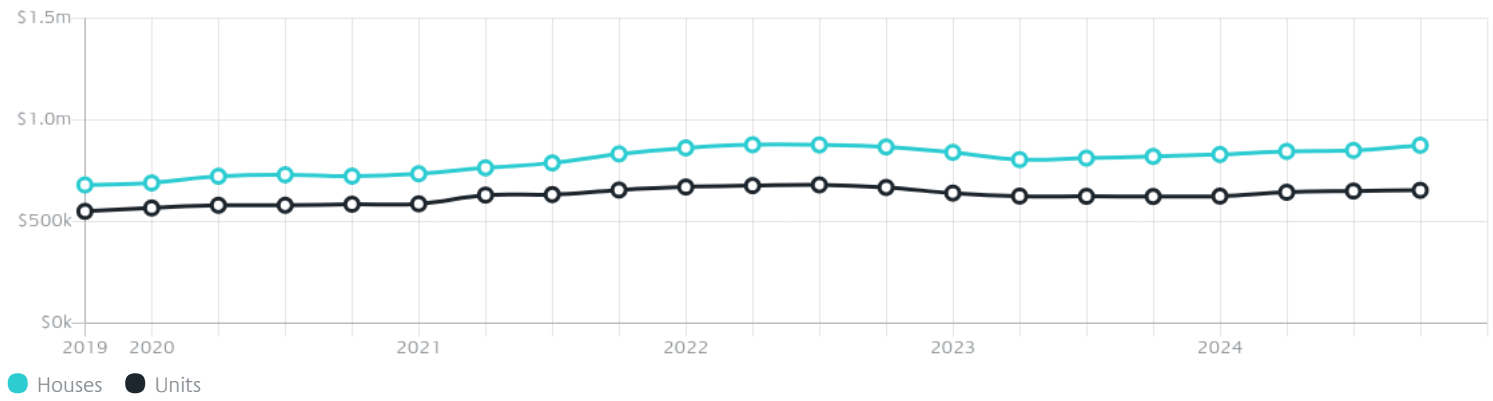
Median

\$654k

Quarterly Price Change

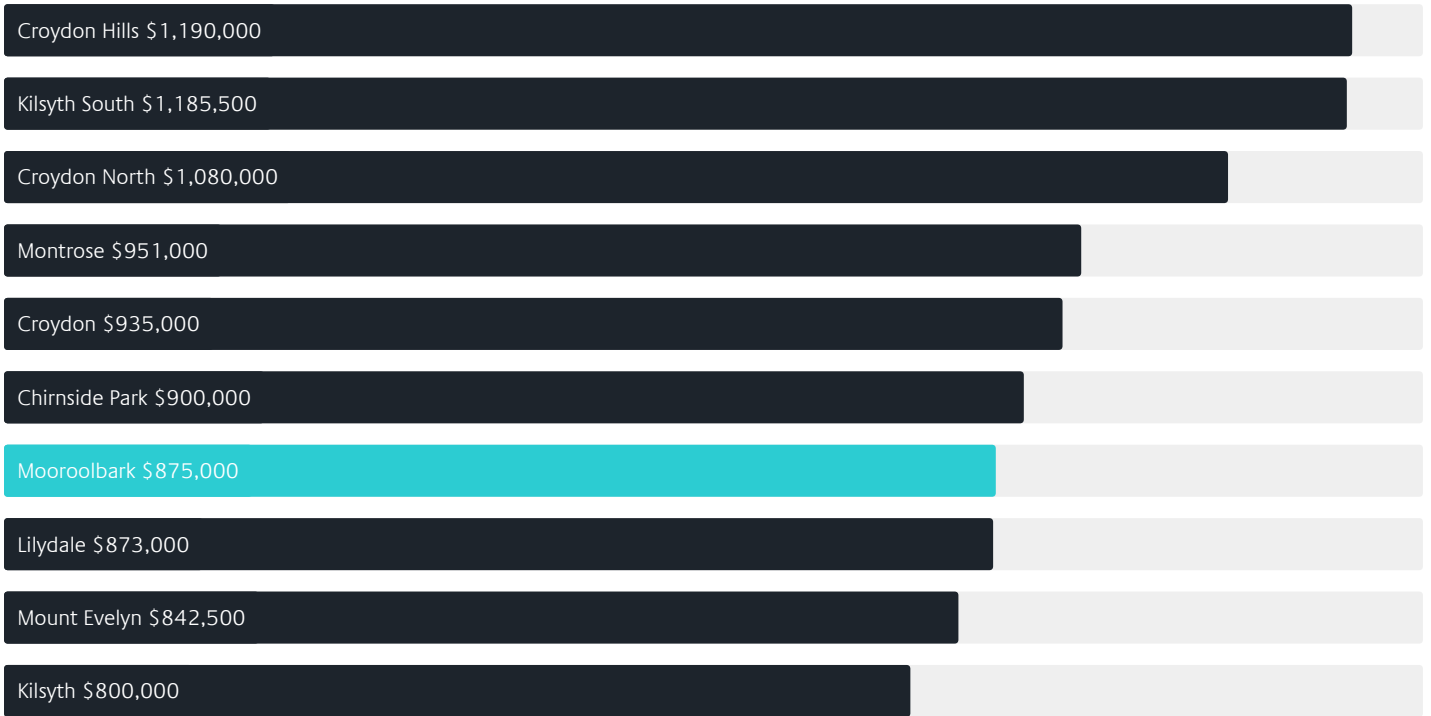
0.53% ↑

Quarterly Price Change*




Surrounding Suburbs

Median House Sale Price*



Median Unit Sale Price*



Sales Snapshot

Sale Method^{*}



● Auction 9%
● Private 91%

Auction Clearance Rate^{*}

80%

Median Days on Market[^]

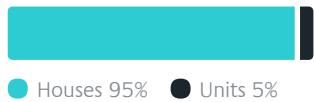
36 days

Average Hold Period^{*}

7.7 years

Insights

Dwelling Type[^]



● Houses 95% ● Units 5%

Ownership[^]



● Owned Outright 34% ● Mortgaged 49% ● Rented 18%

Population[^]

23,059

Median Asking Rent per week^{*}

\$593

Population Growth[^]

4.97%

Rental Yield^{*}

3.56%

Median Age[^]













37 years

Median Household Size[^]













2.8 people

Sold Properties~













Discover a snapshot of the most recent results for this suburb, to view the full 12 months of sales history, please go to jellisraig.com.au/suburbinsights

Address	Bedrooms	Type	Price	Sold
 3 Fitzgerald Ct Mooroolbark	3	House	\$812,000	28 Mar 2025
 43 Taylor Rd Mooroolbark	3	House	\$800,000	26 Mar 2025
 5 Wallace Way MOOROOLBARK	3	House	\$780,000	23 Mar 2025
 5 Autumn Gr Mooroolbark	4	House	\$1,076,000	22 Mar 2025
 1 Partridge Way Mooroolbark	4	House	\$884,000	22 Mar 2025
 95 Pine Rd Mooroolbark	4	House	\$910,000	22 Mar 2025
 3 Lotus Cl Mooroolbark	3	Townhouse	\$825,000	21 Mar 2025
 57 Cardigan Rd Mooroolbark	3	House	\$685,000	21 Mar 2025
 23 Lithgow Way Mooroolbark	2	House	\$562,000	20 Mar 2025
 15 Reay Rd Mooroolbark	3	Unit	\$730,000	20 Mar 2025
 5 Savanna Dr Mooroolbark	4	House	\$961,000	15 Mar 2025
 2 Kirsten Ct Mooroolbark	4	House	\$873,000	14 Mar 2025

Sold Properties~

Address	Bedrooms	Type	Price	Sold
 44 Churchill Dr Mooroolbark	3	House	\$850,000	14 Mar 2025
 1 Selina Av Mooroolbark	4	House	\$876,000	14 Mar 2025
 27 Dobell Pl Mooroolbark	3	House	\$830,000	12 Mar 2025
 17 Charwood Dr Mooroolbark	3	House	\$792,000	11 Mar 2025
 12 Macmillan St Mooroolbark	3	House	\$995,000	09 Mar 2025
 17 Parry Dr Mooroolbark	5	House	\$1,090,000	07 Mar 2025
 60 Landscape Dr Mooroolbark	4	House	\$860,000	07 Mar 2025
 5 Levendale Av Mooroolbark	4	House	\$795,000	06 Mar 2025
 13 Wimbledon Ct Mooroolbark	3	House	\$700,000	06 Mar 2025
 23a Manchester Rd Mooroolbark	2	Townhouse	\$600,000	06 Mar 2025
 12 Melissa Ct Mooroolbark	4	House	\$935,000	05 Mar 2025
 82 Dryden Conc Mooroolbark	3	House	\$770,000	05 Mar 2025

Sold Properties~

Address	Bedrooms	Type	Price	Sold
 6 Sweetland Rd MOOROOLBARK	3	House	\$825,000	03 Mar 2025
 48 Winyard Dr Mooroolbark	3	House	\$835,000	01 Mar 2025
 123 Cambridge Rd Mooroolbark	3	House	\$710,000	01 Mar 2025
 42 Larbert Rd Mooroolbark	5	House	\$1,150,000	01 Mar 2025
 26 Diane Cr Mooroolbark	3	House	\$735,000	28 Feb 2025
 6/94 Brice Av Mooroolbark	4	Townhouse	\$710,000	28 Feb 2025
 27 Nathan Ct Mooroolbark	4	House	\$1,235,000	28 Feb 2025
 25 Shakespeare Av Mooroolbark	3	House	\$650,000	27 Feb 2025
 3 Esther Cr Mooroolbark	4	House	\$800,000	26 Feb 2025
 25 Corrong Cr Mooroolbark	5	House	\$900,000	25 Feb 2025
 6 Carawa St Mooroolbark	4	House	\$720,000	24 Feb 2025
 72-74 Taylor Rd Mooroolbark	3	House	\$950,000	23 Feb 2025

Jellis Craig

Mooroolbark Office
46-52 Brice Avenue, Mooroolbark
(03) 9726 8888

jellisraig.com.au

Data is current as of PDF generation date 01/04/2025

* Updated Quarterly for the past 12 months

^ Updated daily for the past quarter

~ Updated daily: 33 recent results.

This publication contains data, analytics, statistics and other information supplied by PROPERTYDATAONLINE PTY LTD (PropertyData). The data provided in this publication is of a general nature and should not be construed as specific advice or relied upon in lieu of appropriate professional advice.

PropertyData relies upon data supplied by third parties and while the data is checked and reviewed, PropertyData does not warrant the accuracy or completeness of the information to the full extent permitted by the law and excludes all loss or damage howsoever arising (including through negligence) in connection with the data supplied by PropertyData. The State of Victoria owns the copyright in the Property Sales Data and reproduction of that data in any way without the consent of the State of Victoria will constitute a breach of the Copyright Act 1968 (cth). The State of Victoria does not warrant the accuracy or completeness of the Property Sales Data and any person using or relying upon such information does so on the basis that the State of Victoria accepts no responsibility or liability whatsoever for any errors, faults, defects or omissions in the information supplied.