

Suburb Report

Know your neighbourhood.



Property Prices

Median House Price*

Median
\$873k

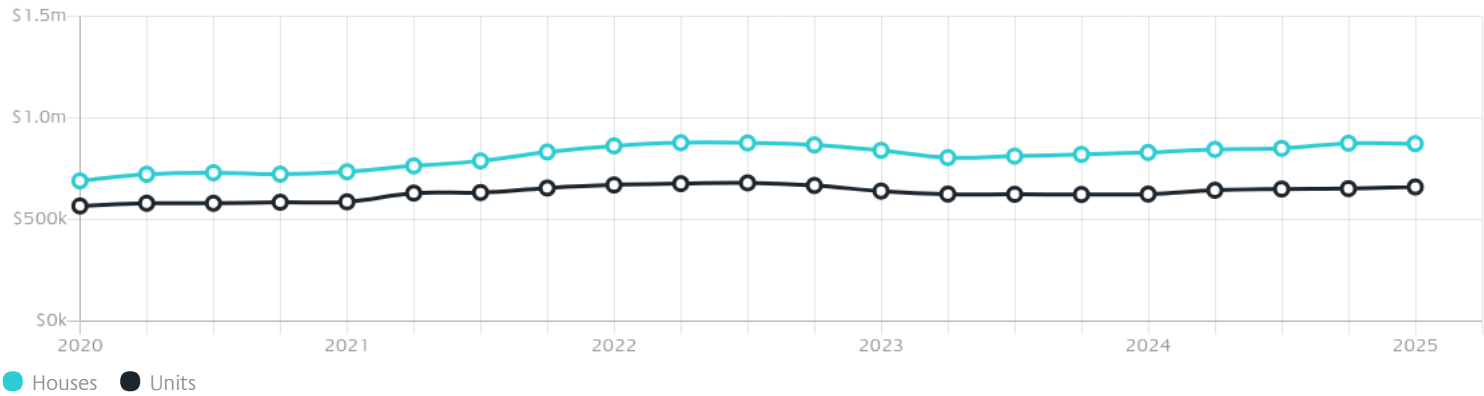
Quarterly Price Change
-0.22% ↓

Median Unit Price*

Median
\$660k

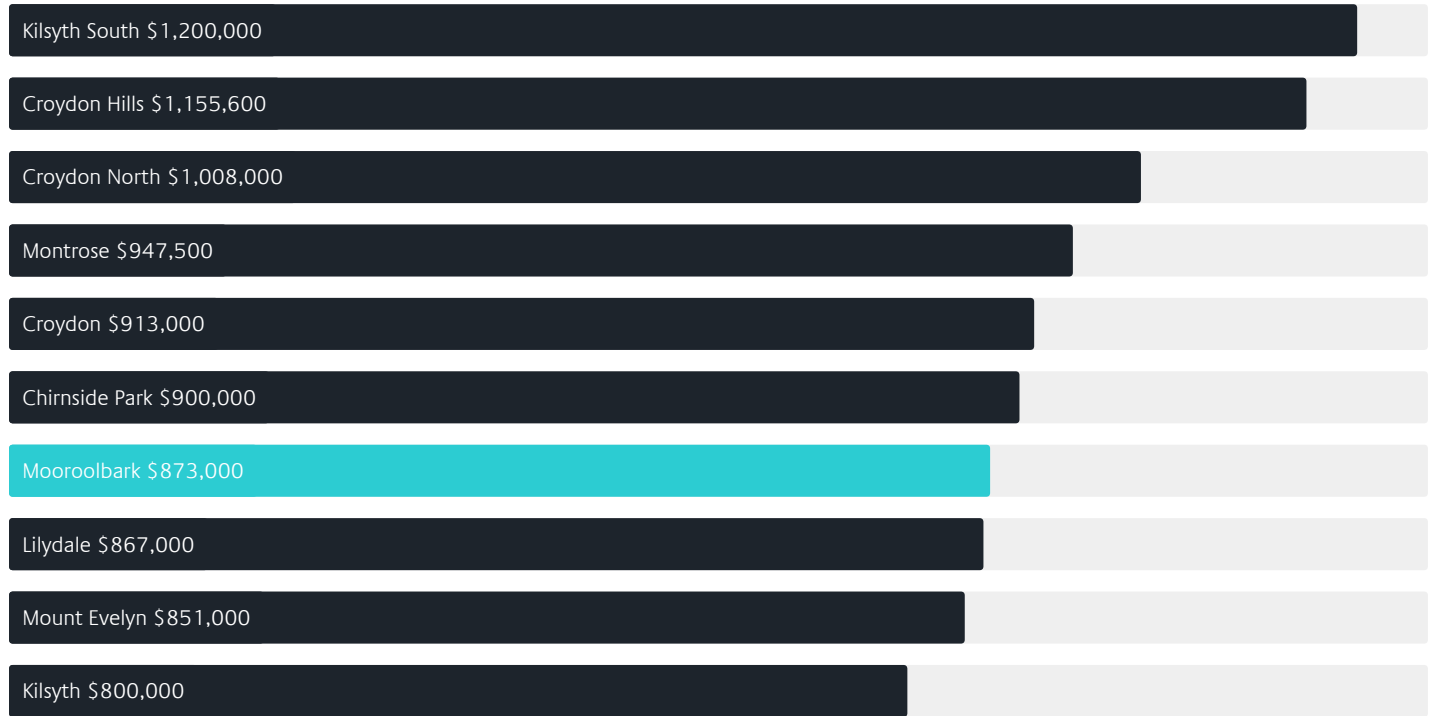
Quarterly Price Change
1.22% ↑

Quarterly Price Change*



Surrounding Suburbs

Median House Sale Price*



Median Unit Sale Price*



Sales Snapshot

Sale Method*



● Auction 13%
● Private 88%

Auction Clearance Rate*

100%

Median Days on Market^

28 days

Average Hold Period*

7.7 years

Insights

Dwelling Type^



● Houses 95% ● Units 5%

Ownership^



● Owned Outright 34% ● Mortgaged 49% ● Rented 18%

Population^

23,059

Median Asking Rent per week*

\$600

Population Growth^

4.97%

Rental Yield*

3.56%

Median Age^













37 years

Median Household Size^













2.8 people

Sold Properties~













Discover a snapshot of the most recent results for this suburb, to view the full 12 months of sales history, please go to jellisraig.com.au/suburbinsights

Address	Bedrooms	Type	Price	Sold
 2 Adriana Cl Mooroolbark	3	Townhouse	\$720,000	25 Jun 2025
 32 Savanna Dr Mooroolbark	4	House	\$848,500	21 Jun 2025
 10 Marlow St Mooroolbark	3	House	\$731,000	21 Jun 2025
 1a Cobar Ct Mooroolbark	3	House	\$900,000	18 Jun 2025
 1 Brack Ct Mooroolbark	4	House	\$1,075,000	18 Jun 2025
 295-303 Cambridge Rd Mooroolbark	4	House	\$2,450,000	18 Jun 2025
 14 Westall Ct Mooroolbark	3	House	\$710,000	17 Jun 2025
 4 Trenton Pl Mooroolbark	4	House	\$911,000	16 Jun 2025
 11 Blue Ridge Dr Mooroolbark	4	House	\$1,100,000	16 Jun 2025
 2 Sunburst Ct Mooroolbark	3	House	\$790,000	16 Jun 2025
 10 Anaba Ct Mooroolbark	3	House	\$830,000	14 Jun 2025
 40 Barker Dr Mooroolbark	4	House	\$997,500	14 Jun 2025

Sold Properties~

Address	Bedrooms	Type	Price	Sold
 4 Elaine Ct Mooroolbark	4	House	\$1,050,000	12 Jun 2025
 2 Donne Ct Mooroolbark	4	House	\$823,333	12 Jun 2025
 4 Royal Av Mooroolbark	4	House	\$837,000	12 Jun 2025
 2/24 Reay Rd Mooroolbark	3	Townhouse	\$665,000	11 Jun 2025
 2c Zina Gr MOOROOLBARK	3	Townhouse	\$783,000	11 Jun 2025
 16 Nambour Dr Mooroolbark	3	House	\$827,000	11 Jun 2025
 3/10 Ricky Ct Mooroolbark	3	House	\$760,000	06 Jun 2025
 1/26 Wainwright Av Mooroolbark	3	House	\$757,000	04 Jun 2025
 34 Aintree St Mooroolbark	3	House	\$847,500	04 Jun 2025
 39a Greenslopes Dr Mooroolbark	3	House	\$850,000	02 Jun 2025
 2/69 Manchester Rd Mooroolbark	2	Townhouse	\$590,000	01 Jun 2025
 4 Hyde Park Wlk Mooroolbark	3	House	\$882,000	31 May 2025

Sold Properties~

Address	Bedrooms	Type	Price	Sold
 3/6 Bridges Av Mooroolbark	3	Townhouse	\$685,000	31 May 2025
 49A Blackburn Rd Mooroolbark	2	Unit	\$720,500	30 May 2025
 1/15 Ricky Ct Mooroolbark	3	Unit	\$701,000	28 May 2025
 4a Peter Ct MOOROOLBARK	3	House	\$805,000	27 May 2025
 34 Summerhill Park Dr Mooroolbark	4	House	\$1,090,000	27 May 2025
 20 Summit Ct Mooroolbark	3	House	\$950,000	27 May 2025
 49A Kipling Av Mooroolbark	3	Unit	\$790,000	26 May 2025
 52 Churchill Dr Mooroolbark	3	House	\$873,000	23 May 2025
 6 Erang Ct Mooroolbark	3	House	\$715,000	22 May 2025
 1/58 Taylor Rd Mooroolbark	3	Unit	\$725,000	21 May 2025
 67a Cardigan Rd Mooroolbark	4	House	\$905,000	21 May 2025
 24a Felix Gr Mooroolbark	3	Unit	\$767,000	20 May 2025



Mooroolbark Office
46-52 Brice Avenue, Mooroolbark
(03) 9726 8888

jelliscraig.com.au

Data is current as of PDF generation date 01/07/2025

* Updated Quarterly for the past 12 months

^ Updated daily for the past quarter

~ Updated daily: 33 recent results.

This publication contains data, analytics, statistics and other information supplied by PROPERTYDATAONLINE PTY LTD (PropertyData). The data provided in this publication is of a general nature and should not be construed as specific advice or relied upon in lieu of appropriate professional advice.

PropertyData relies upon data supplied by third parties and while the data is checked and reviewed, PropertyData does not warrant the accuracy or completeness of the information to the full extent permitted by the law and excludes all loss or damage howsoever arising (including through negligence) in connection with the data supplied by PropertyData. The State of Victoria owns the copyright in the Property Sales Data and reproduction of that data in any way without the consent of the State of Victoria will constitute a breach of the Copyright Act 1968 (cth). The State of Victoria does not warrant the accuracy or completeness of the Property Sales Data and any person using or relying upon such information does so on the basis that the State of Victoria accepts no responsibility or liability whatsoever for any errors, faults, defects or omissions in the information supplied.