

Suburb Report

Know your neighbourhood.



Property Prices

Median House Price*

Median
\$873k

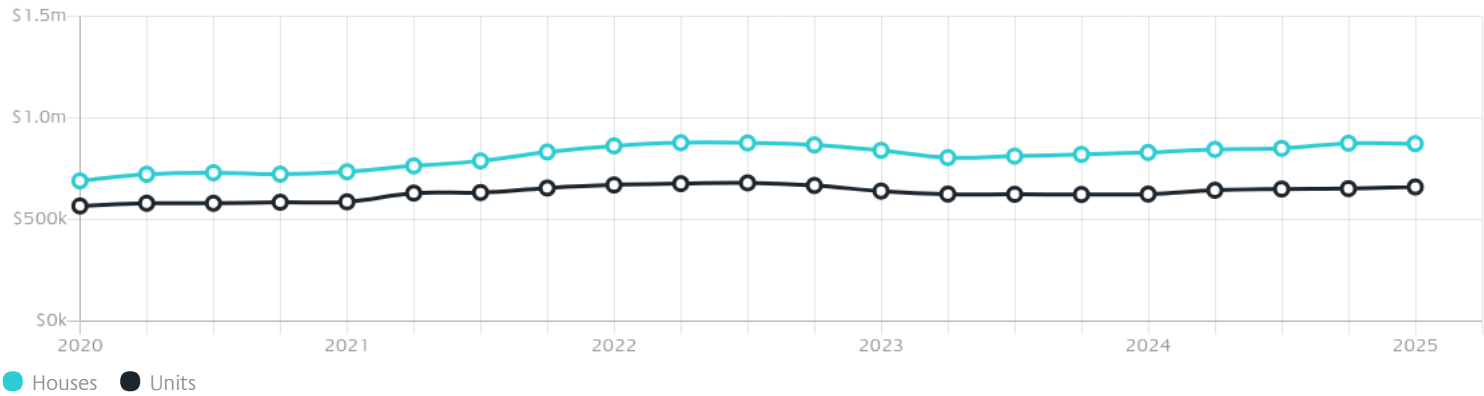
Quarterly Price Change
-0.22% ↓

Median Unit Price*

Median
\$660k

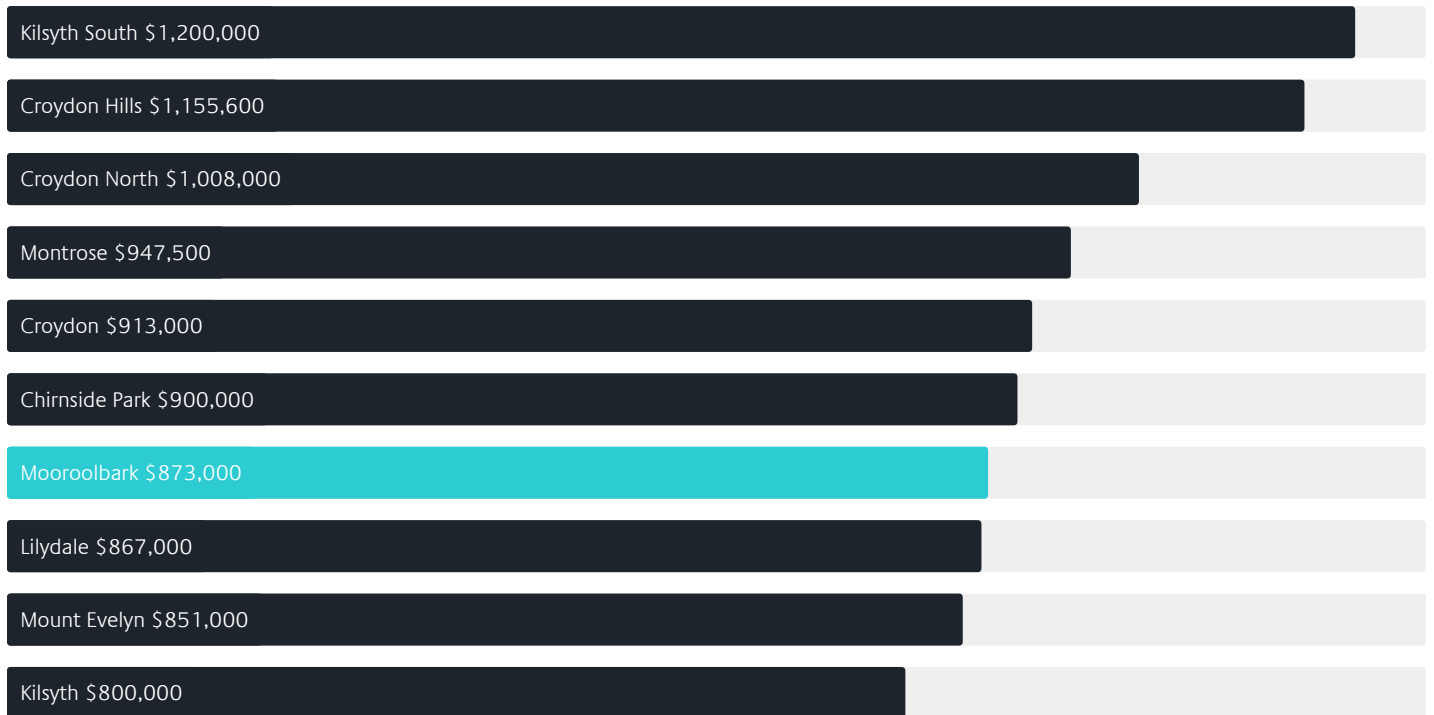
Quarterly Price Change
1.22% ↑

Quarterly Price Change*



Surrounding Suburbs

Median House Sale Price*



Median Unit Sale Price*



Sales Snapshot

Sale Method*



● Auction 12%
● Private 88%

Auction Clearance Rate*

92.31%

Median Days on Market^

30 days

Average Hold Period*

7.7 years

Insights

Dwelling Type^



● Houses 95% ● Units 5%

Ownership^



● Owned Outright 34% ● Mortgaged 49% ● Rented 18%

Population^

23,059

Median Asking Rent per week*

\$600

Population Growth^

4.97%

Rental Yield*

3.56%

Median Age^













37 years

Median Household Size^













2.8 people

Sold Properties~













Discover a snapshot of the most recent results for this suburb, to view the full 12 months of sales history, please go to jellisicraig.com.au/suburbinsights

Address	Bedrooms	Type	Price	Sold
 39a Greenslopes Dr Mooroolbark	3	House	\$850,000	06 Jun 2025
 4 Hyde Park Wlk Mooroolbark	3	House	\$882,000	31 May 2025
 24a Felix Gr Mooroolbark	3	Unit	\$767,000	28 May 2025
 4a Peter Ct MOOROOLBARK	3	House	\$805,000	27 May 2025
 49A Kipling Av Mooroolbark	3	Unit	\$790,000	26 May 2025
 52 Churchill Dr Mooroolbark	3	House	\$873,000	23 May 2025
 67a Cardigan Rd Mooroolbark	4	House	\$905,000	21 May 2025
 7 Malcolm Ct Mooroolbark	3	House	\$715,000	19 May 2025
 117 Esther Cr Mooroolbark	4	House	\$918,750	19 May 2025
 58a Carronvale Rd Mooroolbark	3	Townhouse	\$770,000	16 May 2025
 1 Donne Ct Mooroolbark	3	House	\$825,000	15 May 2025
 2 Anaba Ct Mooroolbark	3	House	\$930,000	15 May 2025

Sold Properties~

Address	Bedrooms	Type	Price	Sold
 4/31 Felix Gr Mooroolbark	2	Unit	\$502,000	14 May 2025
 21 Carronvale Rd Mooroolbark	4	House	\$890,000	14 May 2025
 56 Bimbadeen Dr Mooroolbark	4	House	\$955,000	14 May 2025
 2/21 Holmes Rd Mooroolbark	4	House	\$935,000	13 May 2025
 9 Greenbank Dr Mooroolbark	4	House	\$960,000	09 May 2025
 1/241 Hull Rd Mooroolbark	5	House	\$700,000	09 May 2025
 66 Croydondale Dr Mooroolbark	4	House	\$902,000	08 May 2025
 4 Meadowlark La Mooroolbark	3	House	\$808,000	07 May 2025
 3/5 Felix Gr Mooroolbark	2	Unit	\$452,000	07 May 2025
 3/24 Reay Rd Mooroolbark	3	Unit	\$630,000	05 May 2025
 38a Dryden Conc Mooroolbark	3	Unit	\$729,000	01 May 2025
 16 Greenville St Mooroolbark	3	House	\$724,000	30 Apr 2025

Sold Properties~

Address	Bedrooms	Type	Price	Sold
 3 Melissa Ct Mooroolbark	3	House	\$816,500	30 Apr 2025
 66 Partridge Way Mooroolbark	4	House	\$1,301,000	30 Apr 2025
 12 Churchill Dr Mooroolbark	4	House	\$810,000	30 Apr 2025
 45 Hedwig Dr Mooroolbark	3	House	\$800,000	30 Apr 2025
 97 Manchester Rd Mooroolbark	3	House	\$740,000	28 Apr 2025
 6 Summerhill Park Dr Mooroolbark	4	House	\$992,000	26 Apr 2025
 65 Larbert Rd Mooroolbark	4	House	\$1,155,000	26 Apr 2025
 89 Pine Rd Mooroolbark	4	House	\$1,600,000	26 Apr 2025
 29 Shakespeare Av Mooroolbark	3	House	\$820,000	26 Apr 2025
 49 Struan Av Mooroolbark	4	House	\$1,092,500	26 Apr 2025
 8 Arkarra Ct Mooroolbark	4	House	\$855,000	24 Apr 2025
 2/18 Newman Rd Mooroolbark	2	House	\$435,000	24 Apr 2025



Mooroolbark Office
46-52 Brice Avenue, Mooroolbark
(03) 9726 8888

jelliscraig.com.au

Data is current as of PDF generation date 01/06/2025

* Updated Quarterly for the past 12 months

^ Updated daily for the past quarter

~ Updated daily: 33 recent results.

This publication contains data, analytics, statistics and other information supplied by PROPERTYDATAONLINE PTY LTD (PropertyData). The data provided in this publication is of a general nature and should not be construed as specific advice or relied upon in lieu of appropriate professional advice.

PropertyData relies upon data supplied by third parties and while the data is checked and reviewed, PropertyData does not warrant the accuracy or completeness of the information to the full extent permitted by the law and excludes all loss or damage howsoever arising (including through negligence) in connection with the data supplied by PropertyData. The State of Victoria owns the copyright in the Property Sales Data and reproduction of that data in any way without the consent of the State of Victoria will constitute a breach of the Copyright Act 1968 (cth). The State of Victoria does not warrant the accuracy or completeness of the Property Sales Data and any person using or relying upon such information does so on the basis that the State of Victoria accepts no responsibility or liability whatsoever for any errors, faults, defects or omissions in the information supplied.