

## *Suburb Report*

Know your neighbourhood.



# Property Prices

## Median House Price\*

Median

**\$1.10m**

Quarterly Price Change

**-2.65% ↓**

## Median Unit Price\*


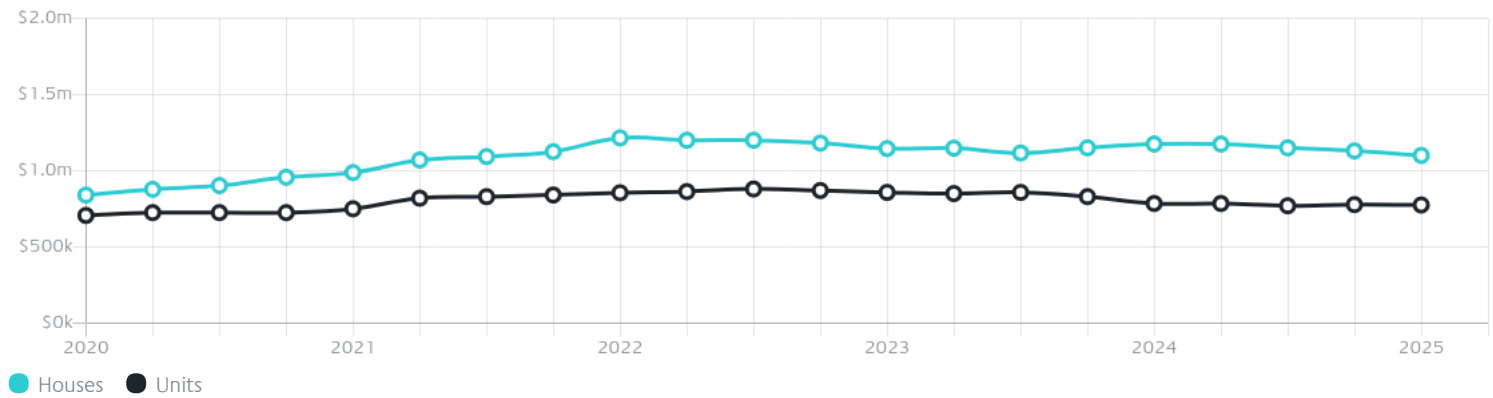
Median

**\$775k**

Quarterly Price Change

**-0.32% ↓**

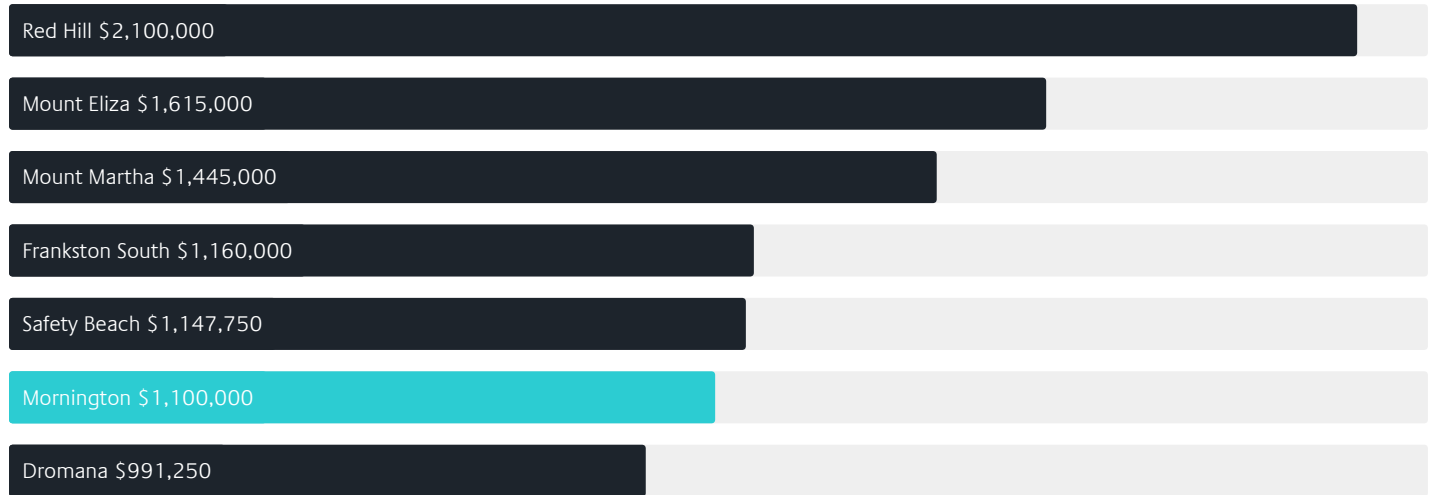
## Quarterly Price Change\*



# Surrounding Suburbs

---

## Median House Sale Price\*



## Median Unit Sale Price\*



# Sales Snapshot

Sale Method<sup>\*</sup>



● Auction 8%  
● Private 92%

Auction Clearance Rate<sup>\*</sup>

81.82%

Median Days on Market<sup>^</sup>

33 days

Average Hold Period<sup>\*</sup>

6.3 years

## Insights

Dwelling Type<sup>^</sup>



● Houses 77% ● Units 23%

Ownership<sup>^</sup>



● Owned Outright 46% ● Mortgaged 35% ● Rented 19%

Population<sup>^</sup>

25,759

Median Asking Rent per week<sup>\*</sup>

\$700

Population Growth<sup>^</sup>

0

Rental Yield<sup>\*</sup>

3.11%

Median Age<sup>^</sup>













50 years

Median Household Size<sup>^</sup>













2.3 people

# Sold Properties~













Discover a snapshot of the most recent results for this suburb, to view the full 12 months of sales history, please go to [jellisicraig.com.au/suburbinsights](https://jellisicraig.com.au/suburbinsights)

Address	Bedrooms	Type	Price	Sold
 4/56 Wilsons Rd Mornington	2	Unit	\$620,000	29 May 2025
 23 Noah Cl Mornington	5	House	\$1,210,000	29 May 2025
 24 Taranna St Mornington	3	House	\$841,000	24 May 2025
 28a Taranna St Mornington	3	House	\$770,000	21 May 2025
 9 Creighton Way Mornington	3	House	\$1,050,000	19 May 2025
 1/20 Ruth Rd Mornington	2	Unit	\$725,000	17 May 2025
 8 Aimee Ct Mornington	4	House	\$1,070,000	17 May 2025
 13 Campbell Gr Mornington	3	House	\$807,000	17 May 2025
 331/98 Bungower Rd Mornington	2	House	\$195,000	14 May 2025
 7a Jamboree Cl Mornington	3	House	\$915,000	12 May 2025
 7 Marine Av Mornington	3	House	\$1,660,000	12 May 2025
 19 Shelbourne Ct Mornington	4	House	\$2,000,000	12 May 2025

# Sold Properties~

Address	Bedrooms	Type	Price	Sold
 8 Allison St Mornington	3	House	\$744,000	09 May 2025
 6 Corella Ct Mornington	3	House	\$812,000	09 May 2025
 28 Wandella Rd Mornington	3	House	\$792,000	08 May 2025
 20 Marine Av MORNINGTON	4	House	\$1,450,000	05 May 2025
 12 Shearwater Ct Mornington	4	House	\$885,000	01 May 2025
 32 Strachans Rd Mornington	2	House	\$1,000,000	01 May 2025
 3a Sutton St Mornington	3	House	\$1,175,000	30 Apr 2025
 2/46 Wilsons Rd Mornington	2	Unit	\$645,000	29 Apr 2025
 1/6 Elizabeth St Mornington	2	Flat/Unit/Apartment	\$710,000	29 Apr 2025
 26 Eric Cr Mornington	3	House	\$832,000	28 Apr 2025
 32a Carnoustie Gr Mornington	3	House	\$1,200,000	24 Apr 2025
 26 Moorhead Av Mornington	4	House	\$920,000	24 Apr 2025

# Sold Properties~

Address	Bedrooms	Type	Price	Sold
 8/21 Lucerne Av Mornington	2	Unit	\$728,500	24 Apr 2025
 3 Taranna St Mornington	4	House	\$690,000	23 Apr 2025
 9 Wilsons Rd Mornington	2	House	\$1,350,000	17 Apr 2025
 10 Clover La Mornington	3	House	\$822,000	16 Apr 2025
 3 Playfield Gr Mornington	4	House	\$980,000	15 Apr 2025
 1/5 Beach Gr Mornington	2	Unit	\$1,200,000	12 Apr 2025
 29 Moorhead Av Mornington	4	House	\$955,000	12 Apr 2025
 25 Illowa St Mornington	3	House	\$670,000	11 Apr 2025
 2/12 Campbell Gr Mornington	2	Unit	\$560,000	10 Apr 2025
 16/776-779 Esplanade Mornington	2	Townhouse	\$780,000	09 Apr 2025
 5/7-9 Carol St Mornington	3	Unit	\$775,000	09 Apr 2025
 27 Hillpark Dr Mornington	3	House	\$940,000	09 Apr 2025





[jelliscraig.com.au](https://jelliscraig.com.au)

Data is current as of PDF generation date 01/06/2025

\* Updated Quarterly for the past 12 months

^ Updated daily for the past quarter

~ Updated daily: 33 recent results.

This publication contains data, analytics, statistics and other information supplied by PROPERTYDATAONLINE PTY LTD (PropertyData). The data provided in this publication is of a general nature and should not be construed as specific advice or relied upon in lieu of appropriate professional advice.

PropertyData relies upon data supplied by third parties and while the data is checked and reviewed, PropertyData does not warrant the accuracy or completeness of the information to the full extent permitted by the law and excludes all loss or damage howsoever arising (including through negligence) in connection with the data supplied by PropertyData. The State of Victoria owns the copyright in the Property Sales Data and reproduction of that data in any way without the consent of the State of Victoria will constitute a breach of the Copyright Act 1968 (cth). The State of Victoria does not warrant the accuracy or completeness of the Property Sales Data and any person using or relying upon such information does so on the basis that the State of Victoria accepts no responsibility or liability whatsoever for any errors, faults, defects or omissions in the information supplied.