

Suburb Report

Know your neighbourhood.



Property Prices

Median House Price*

Median

\$1.60m

Quarterly Price Change

-2.43% ↓

Median Unit Price*


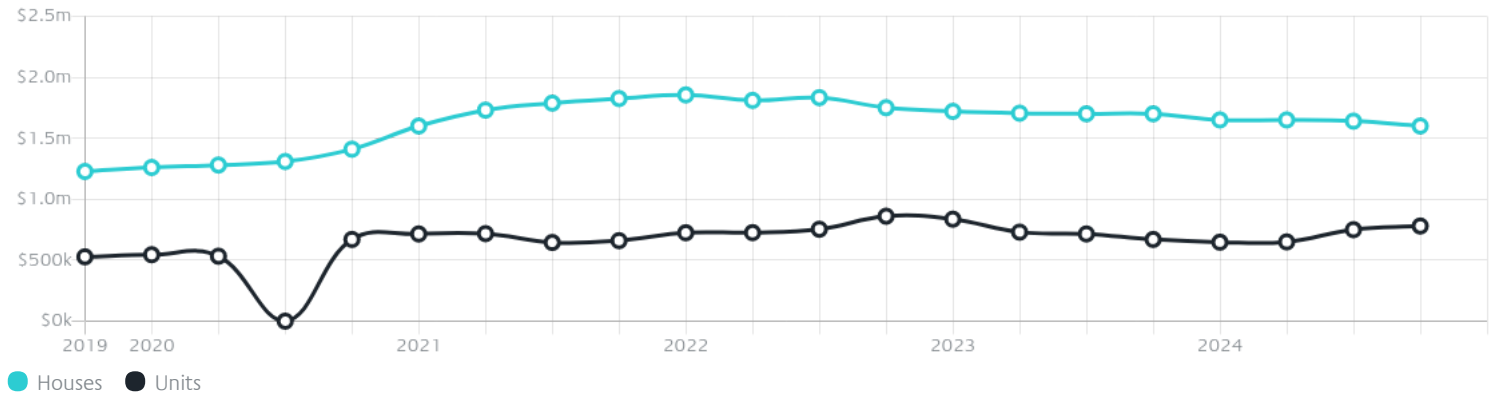
Median

\$780k

Quarterly Price Change

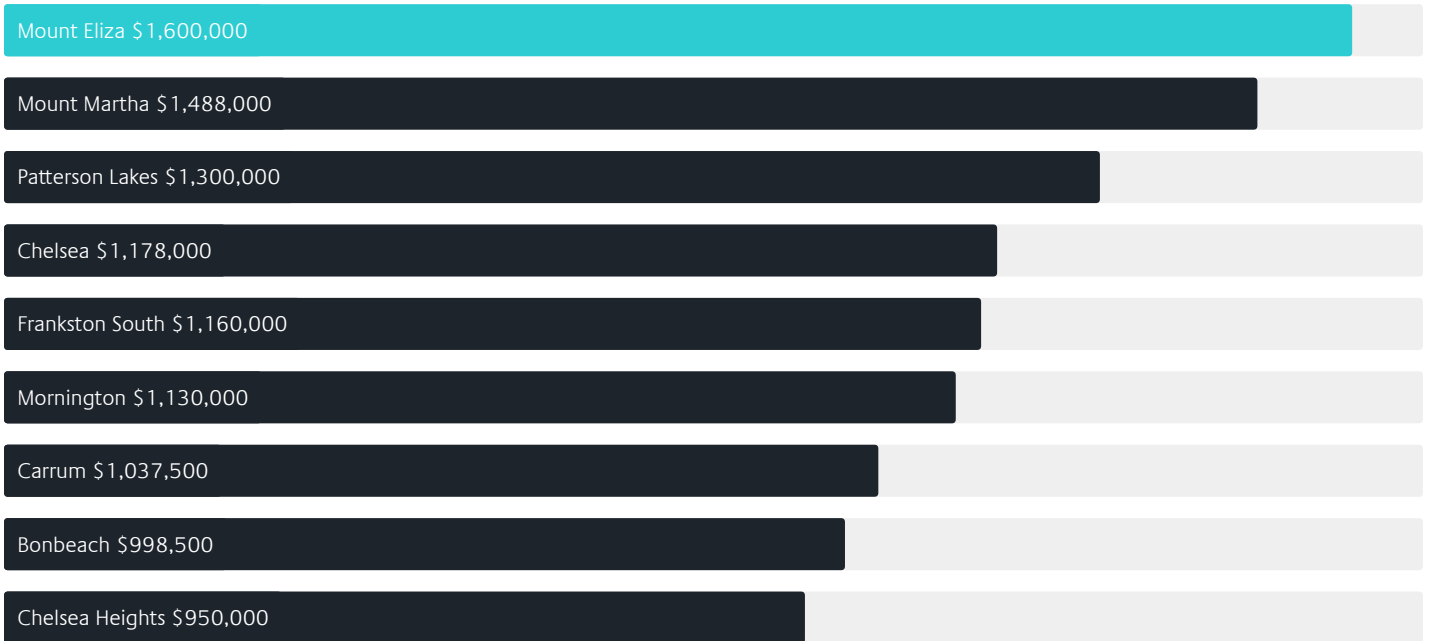
4.00% ↑

Quarterly Price Change*



Surrounding Suburbs

Median House Sale Price*



Median Unit Sale Price*



Sales Snapshot

Sale Method^{*}



● Auction 12%
● Private 88%

Auction Clearance Rate^{*}

85.71%

Median Days on Market[^]

73 days

Average Hold Period^{*}

6.3 years

Insights

Dwelling Type[^]



● Houses 92% ● Units 8%

Ownership[^]



● Owned Outright 47% ● Mortgaged 46% ● Rented 7%

Population[^]

18,734

Median Asking Rent per week^{*}

\$900

Population Growth[^]

0

Rental Yield^{*}

2.87%

Median Age[^]













45 years

Median Household Size[^]













2.8 people

Sold Properties~













Discover a snapshot of the most recent results for this suburb, to view the full 12 months of sales history, please go to jellisicraig.com.au/suburbinsights

Address	Bedrooms	Type	Price	Sold
 183 Wooralla Dr Mount Eliza	3	House	\$1,235,000	24 Mar 2025
 3 Jerula Av Mount Eliza	4	House	\$3,150,000	22 Mar 2025
 3 Richman Dr Mount Eliza	4	House	\$2,100,000	22 Mar 2025
 7 Gillards Rd Mount Eliza	3	House	\$1,230,000	22 Mar 2025
 64 Wimbledon Av Mount Eliza	3	House	\$1,435,000	21 Mar 2025
 1 Cummins La Mount Eliza	5	House	\$2,075,000	20 Mar 2025
 92 Quinns Pde Mount Eliza	3	House	\$1,250,000	11 Mar 2025
 13 Eliza Dr Mount Eliza	5	House	\$1,945,000	08 Mar 2025
 57a Canadian Bay Rd Mount Eliza	5	House	\$5,700,000	06 Mar 2025
 77 Canadian Bay Rd Mount Eliza	2	House	\$832,000	05 Mar 2025
 18 Andacani Ct Mount Eliza	4	House	\$2,127,000	03 Mar 2025
 174 Humphries Rd Mount Eliza	4	House	\$1,555,000	01 Mar 2025

Sold Properties~

Address	Bedrooms	Type	Price	Sold
 43 Erang Dr Mount Eliza	4	House	\$1,350,000	28 Feb 2025
 12 Le Grand Cl Mount Eliza	4	House	\$1,490,000	27 Feb 2025
 68A Glen Shian La Mount Eliza	5	House	\$6,100,000	25 Feb 2025
 29 Jacksons Rd Mount Eliza	5	House	\$6,200,000	24 Feb 2025
 21 Blake Ct Mount Eliza	5	House	\$1,430,000	22 Feb 2025
 1/28 Clarkestown Av Mount Eliza	2	Unit	\$890,000	22 Feb 2025
 31 Yewers Av Mount Eliza	4	House	\$970,000	22 Feb 2025
 58 Koetong Pde Mount Eliza	3	House	\$1,070,000	20 Feb 2025
 9 Dueran St Mount Eliza	3	House	\$1,230,000	14 Feb 2025
 42 Granya Gr Mount Eliza	5	House	\$2,550,000	12 Feb 2025
 66 Two Bays Rd Mount Eliza	4	House	\$1,495,000	11 Feb 2025
 18 Daveys Bay Rd Mount Eliza	5	House	\$3,750,000	11 Feb 2025

Sold Properties~

Address	Bedrooms	Type	Price	Sold
 37 Barmah St Mount Eliza	4	House	\$1,920,000	28 Jan 2025
 6 Roy Ct Mount Eliza	3	House	\$1,075,000	25 Jan 2025
 109 Baden Powell Dr Mount Eliza	5	House	\$2,150,000	24 Jan 2025
 25 Mather Rd Mount Eliza	4	House	\$1,795,000	23 Jan 2025
 55 Eliza Dr Mount Eliza	4	House	\$1,272,500	22 Jan 2025
 4 Rosserdale Cr Mount Eliza	4	House	\$2,190,000	22 Jan 2025
 6 Torina Ct Mount Eliza	5	House	\$1,405,000	15 Jan 2025
 21 Winona Rd Mount Eliza	4	House	\$2,600,000	10 Jan 2025
 29 Lowe St Mount Eliza	4	House	\$1,950,000	10 Jan 2025
 7 / 168 Canadian Bay Rd Mount Eliza	2	Strata Flat - Single OYO Flat	\$424,000	06 Jan 2025
 10 Wimborne Av Mount Eliza	4	House	\$2,000,000	30 Dec 2024
 31 Canadian Bay Rd Mount Eliza	5	House	\$2,725,000	24 Dec 2024



jelliscraig.com.au

Data is current as of PDF generation date 01/04/2025

* Updated Quarterly for the past 12 months

^ Updated daily for the past quarter

~ Updated daily: 33 recent results.

This publication contains data, analytics, statistics and other information supplied by PROPERTYDATAONLINE PTY LTD (PropertyData). The data provided in this publication is of a general nature and should not be construed as specific advice or relied upon in lieu of appropriate professional advice.

PropertyData relies upon data supplied by third parties and while the data is checked and reviewed, PropertyData does not warrant the accuracy or completeness of the information to the full extent permitted by the law and excludes all loss or damage howsoever arising (including through negligence) in connection with the data supplied by PropertyData. The State of Victoria owns the copyright in the Property Sales Data and reproduction of that data in any way without the consent of the State of Victoria will constitute a breach of the Copyright Act 1968 (cth). The State of Victoria does not warrant the accuracy or completeness of the Property Sales Data and any person using or relying upon such information does so on the basis that the State of Victoria accepts no responsibility or liability whatsoever for any errors, faults, defects or omissions in the information supplied.