

Suburb Report

Know your neighbourhood.



Property Prices

Median House Price*

Median

\$1.60m

Quarterly Price Change

-2.43% ↓

Median Unit Price*

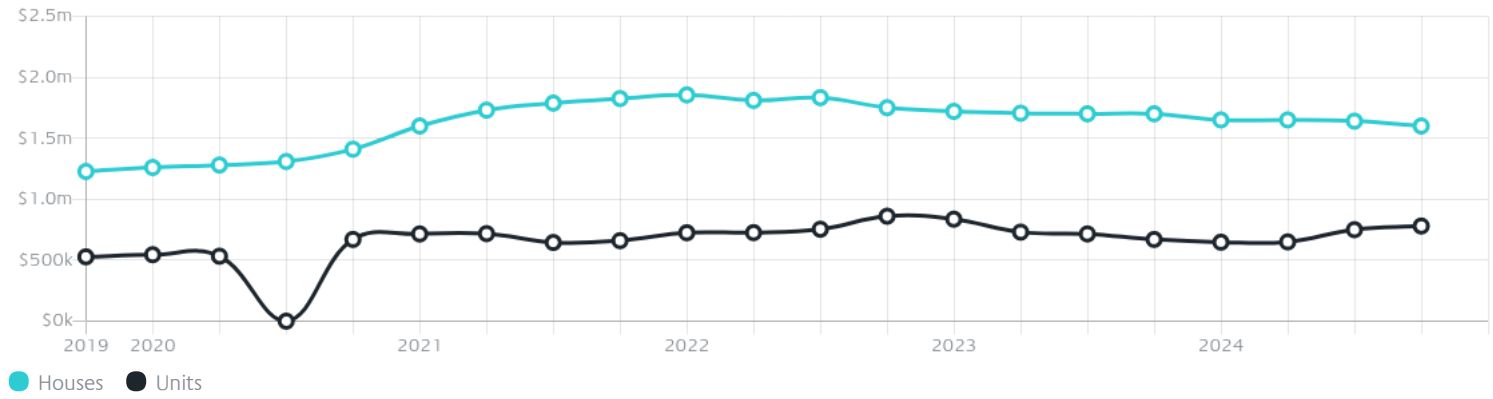
Median

\$780k

Quarterly Price Change

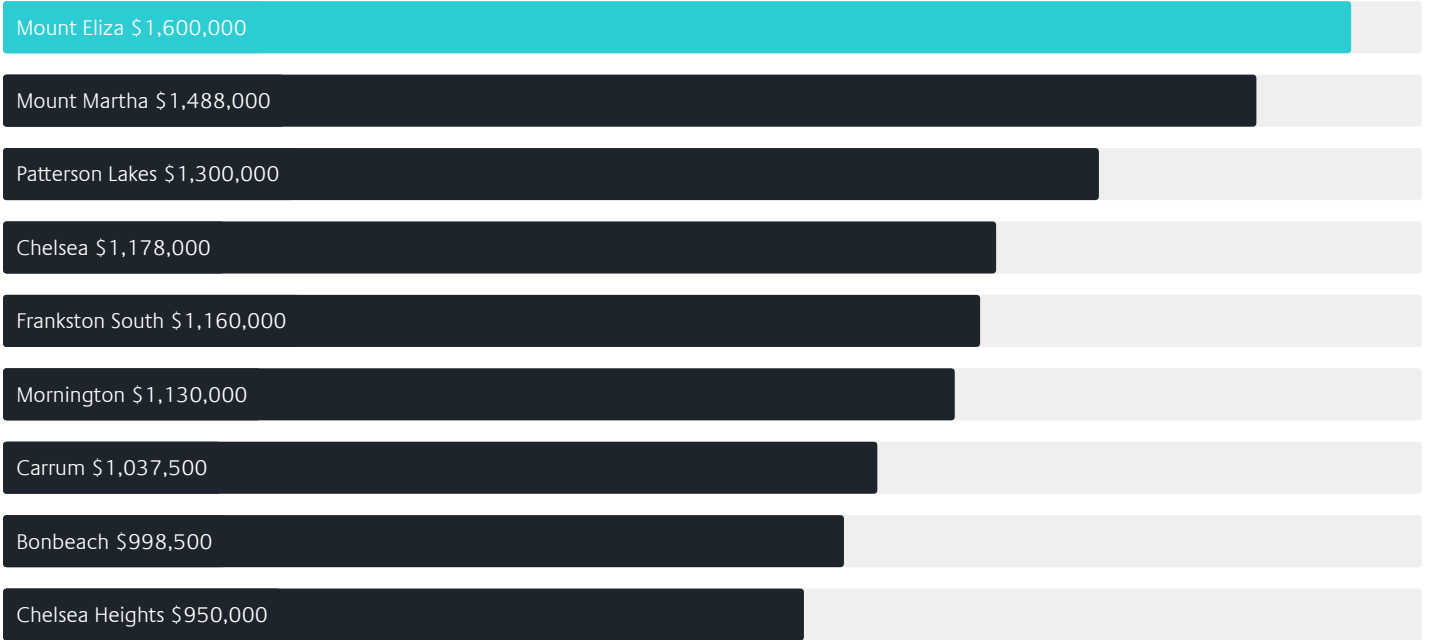
4.00% ↑

Quarterly Price Change*




Surrounding Suburbs

Median House Sale Price*



Median Unit Sale Price*



Sales Snapshot

Sale Method^{*}



● Auction 11%
● Private 89%

Auction Clearance Rate^{*}

75%

Median Days on Market[^]

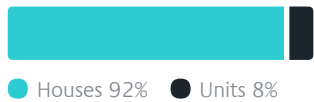
26 days

Average Hold Period^{*}

6.3 years

Insights

Dwelling Type[^]



● Houses 92% ● Units 8%

Ownership[^]



● Owned Outright 47% ● Mortgaged 46% ● Rented 7%

Population[^]

18,734

Median Asking Rent per week^{*}

\$900

Population Growth[^]

0

Rental Yield^{*}

2.87%

Median Age[^]











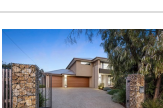
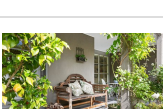
45 years

Median Household Size[^]













2.8 people

Sold Properties~













Discover a snapshot of the most recent results for this suburb, to view the full 12 months of sales history, please go to jellisraig.com.au/suburbinsights

Address	Bedrooms	Type	Price	Sold
 29 Lowe St Mount Eliza	4	House	\$1,950,000	10 Jan 2025
 10 Wimborne Av Mount Eliza	4	House	\$2,000,000	30 Dec 2024
 14 Warana Way Mount Eliza	4	House	\$1,227,500	24 Dec 2024
 45 Volitans Av Mount Eliza	3	House	\$1,255,000	20 Dec 2024
 50a Glen Shian La Mount Eliza	3	House	\$2,500,000	14 Dec 2024
 50 Glen Shian La Mount Eliza	3	House	\$2,500,000	14 Dec 2024
 34 Autumn Cr Mount Eliza	5	House	\$1,460,000	13 Dec 2024
 47-49 Banool Cr Mount Eliza	4	House	\$1,565,000	13 Dec 2024
 125 Rutland Av Mount Eliza	4	House	\$1,550,000	13 Dec 2024
 2/43 Colstan Ct MOUNT ELIZA	2	Unit	\$800,000	13 Dec 2024
 33 Batman Av Mount Eliza	4	House	\$2,170,000	11 Dec 2024
 2/10 Coonara Av MOUNT ELIZA	3	Unit	\$760,000	11 Dec 2024

Sold Properties~

Address	Bedrooms	Type	Price	Sold
 22-24 Claremont St Mount Eliza	4	House	\$1,860,000	07 Dec 2024
 6/4-8 Kenaud Av Mount Eliza	2	Unit	\$655,000	05 Dec 2024
 3/81 Canadian Bay Rd Mount Eliza	3	Unit	\$935,500	01 Dec 2024
 7 Manyung Ct Mount Eliza	4	House	\$1,247,500	29 Nov 2024
 372 Canadian Bay Rd Mount Eliza	4	House	\$2,325,000	28 Nov 2024
 117 Konyung Rd Mount Eliza	3	House	\$1,150,000	27 Nov 2024
 65 Bethanga St Mount Eliza	4	House	\$1,300,000	23 Nov 2024
 126 Bellbird Rd Mount Eliza	5	House	\$2,100,000	20 Nov 2024
 27 Quinns Pde Mount Eliza	3	House	\$930,000	19 Nov 2024
 129 Bellbird Rd Mount Eliza	3	House	\$1,635,000	18 Nov 2024
 161 Wooralla Dr Mount Eliza	4	House	\$2,700,000	16 Nov 2024
 56 Bethanga St Mount Eliza	4	House	\$1,250,000	14 Nov 2024

Sold Properties~

Address	Bedrooms	Type	Price	Sold
 54 Bellbird Rd Mount Eliza	4	House	\$1,800,000	11 Nov 2024
 25 Mount Eliza Way Mount Eliza	3	House	\$1,530,000	11 Nov 2024
 10 Thomas Cl Mount Eliza	4	House	\$1,275,000	10 Nov 2024
 2/5 Volitans Av Mount Eliza	3	House	\$1,320,000	09 Nov 2024
 12 Dueran St Mount Eliza	3	House	\$1,500,000	09 Nov 2024
 63 Wooralla Dr Mount Eliza	5	House	\$2,700,000	09 Nov 2024
 9 Woodlyn Cl Mount Eliza	4	House	\$1,430,000	05 Nov 2024
 4a Dalsten Gr Mount Eliza	3	Unit	\$1,400,000	04 Nov 2024
 5/45 Grice Av Mount Eliza	2	Unit	\$517,500	02 Nov 2024
 34 Lower Cr Mount Eliza	3	House	\$990,000	01 Nov 2024
 4 Myers St Mount Eliza	4	House	\$2,400,000	31 Oct 2024
 70 Granya Gr Mount Eliza	4	House	\$1,410,000	29 Oct 2024



jelliscraig.com.au

Data is current as of PDF generation date 20/01/2025

* Updated Quarterly for the past 12 months

^ Updated daily for the past quarter

~ Updated daily: 33 recent results.

This publication contains data, analytics, statistics and other information supplied by PROPERTYDATAONLINE PTY LTD (PropertyData). The data provided in this publication is of a general nature and should not be construed as specific advice or relied upon in lieu of appropriate professional advice.

PropertyData relies upon data supplied by third parties and while the data is checked and reviewed, PropertyData does not warrant the accuracy or completeness of the information to the full extent permitted by the law and excludes all loss or damage howsoever arising (including through negligence) in connection with the data supplied by PropertyData. The State of Victoria owns the copyright in the Property Sales Data and reproduction of that data in any way without the consent of the State of Victoria will constitute a breach of the Copyright Act 1968 (cth). The State of Victoria does not warrant the accuracy or completeness of the Property Sales Data and any person using or relying upon such information does so on the basis that the State of Victoria accepts no responsibility or liability whatsoever for any errors, faults, defects or omissions in the information supplied.